




LEGISLATIVE ASSEMBLY
FOR THE AUSTRALIAN CAPITAL TERRITORY

SELECT COMMITTEE ON ESTIMATES 2013-2014

JEREMY HANSON CSC MLA (CHAIR), CHRIS BOURKE MLA (DEPUTY CHAIR), MICK GENTLEMAN MLA, BRENDAN SMYTH MLA



**ANSWER TO QUESTION TAKEN ON NOTICE
DURING PUBLIC HEARINGS**

Asked by Mr Smyth MLA on 26 June 2013 : Joy Burch MLA took on notice the following question(s).

Hansard Transcript 26 June 2013 PAGE 73-74

In relation to : Transport for Students with a Disability

MR SMYTH: Now, the five special schools that you mentioned all used to have a bus with a ramp. Do they still have government-provided buses with ramps?

Ms Mitchell: Yes.

MR SMYTH: How many at each school?

Ms Mitchell: So, in terms of how many buses go to each school or whatever, it is not that simple. But we have two providers.

MR SMYTH: No, no, no, no, no. How many—do the schools now own a bus?

Ms Mitchell: The schools do own buses, yes. But then outside providers provide transport as in ACTION and—

MR SMYTH: Yes, no, no, just concentrate on the—

Ms Mitchell: Okay, so the schools—

MR SMYTH: Which of the schools have one bus or two or more?

Ms Mitchell: In terms of the number of buses at each of the specialist schools, I do not have that information. I could find that out, I think, to take that on notice.

MR SMYTH: All right. Could you take that on notice and also tell me when was the last time they were upgraded or replaced?

Ms Mitchell: Yes.

Joy Burch MLA: The answer to the Member's question is as follows:—

The ACT Government provides transport assistance to and from public schools for students with a disability whose parents are unable to provide transport and who:

- are enrolled in a specialist school or learning support unit situated in a high school or primary school setting
- have a disability affecting mobility requiring the use of a wheelchair, calipers, walking frame or similar specialist transport support
- attend a primary unit for students who are hearing impaired or a support class language
- are enrolled in a primary school learning support centre.

Transport for students with a disability who meet the above criteria is via dedicated buses or taxis. In addition, schools own a number of buses which are used for transporting students to offsite activities which take place during the school day.

The schools fully maintain all school buses used to transport students with disability. All school buses meet registration requirements. They are fitted with appropriate car seats, restraints for able bodied and students using wheelchairs and lifts meet appropriate standards.

Malkara School has three buses in total, although two are used more frequently for student transport. Of the two used for students one was received in 2000 from the Olympics and the other was upgraded in 2008. These two have hydraulic lifts. The third bus, used if required to transport students, was purchased in 1985 and does not have a lift.

The Woden School has two buses: one received in 2000 has a hydraulic lift and the other upgraded in 2006 does not have lift.


Cranleigh School has three buses: one received in 2000 from the Olympics has a hydraulic lift, one purchased in 2008 does not have a lift and the other purchased in 2011 has a lift.

Black Mountain School has four buses: one received in 2000 and the others purchased in 1999, 2007 and 2010. All buses have lifts.

Turner School has one bus used to transport their students with a disability, which was received in 2000 from the Olympics, and it does have a lift.

Approved for circulation to the Select Committee on Estimates 2013-2014

Signature:



Date:

4/7/13

By the Minister for Education and Training, Joy Burch MLA.



LEGISLATIVE ASSEMBLY
FOR THE AUSTRALIAN CAPITAL TERRITORY

SELECT COMMITTEE ON ESTIMATES 2013-2014

JEREMY HANSON CSC MLA (CHAIR), CHRIS BOURKE MLA (DEPUTY CHAIR), MICK GENTLEMAN MLA, BRENDAN SMYTH MLA

**ANSWER TO QUESTION TAKEN ON NOTICE
DURING PUBLIC HEARINGS**



Asked by Mr Wall MLA on 26 June 2013 : Joy Burch MLA took on notice the following question:

Hansard Transcript 26 June 2013 PAGE 82

In relation to : NAPLAN Student Exemptions

Ms Stewart: Yes. So they are exempted. So, in the ACT, in 2012, for example, in year 3 reading, 1.7 per cent of year 3 students were exempted from the testing as opposed to four per cent of students who were withdrawn by their parents from the testing. We had 93 per cent of students in the ACT who sat the test. In year 9 in 2012, 1.3 per cent of students were exempted and 2.2 per cent of students were withdrawn by their parents. 92 per cent of students sat the assessment.

MR WALL: Is there a breakdown of those as to how many of those were Aboriginal and Torres Strait Islander students?

Ms Stewart: There is data available, and it is available on the ACARA website, so I could get that on anticipation by Aboriginal and Torres Strait Islander—

Joy Burch MLA : The answer to the Member's question is as follows:—

In 2012, a total of 19 Aboriginal and Torres Strait Islander students across years 3, 5, 7 and 9 did not sit the NAPLAN tests because they were exempt from participating.

Approved for circulation to the Select Committee on Estimates 2013-2014

Signature:

Date: 10.7.13

By the Minister for Education and Training, Joy Burch MLA.



LEGISLATIVE ASSEMBLY
FOR THE AUSTRALIAN CAPITAL TERRITORY

SELECT COMMITTEE ON ESTIMATES 2013-2014

JEREMY HANSON CSC MLA (CHAIR), CHRIS BOURKE MLA (DEPUTY CHAIR), MICK GENTLEMAN MLA, BRENDAN SMYTH MLA

**ANSWER TO QUESTION TAKEN ON NOTICE
DURING PUBLIC HEARINGS**



Asked by MR HANSON on 26 June 2013: MS BURCH took on notice the following questions:

Hansard Transcript 26 June 2013, PAGE 47-48

In relation to: Commonwealth education funding:

- 1) If the ACT Government had not signed up to Gonski, then what was the offer on the table other than Gonski and what was the difference between the Gonski and the other option on the table?
- 2) What is the comparison between this that is on the table or if we do not sign up, what is the comparison?

MS BURCH: The answer to the Member's question is as follows:-

- 1) The Commonwealth's funding offer under the National Education Reform includes guaranteed 4.7 per cent growth funding for school systems, a minimum of three per cent funding growth for all schools, continuation of some National Partnership funding, and additional funding to bring schools below the School Resourcing Standard (SRS) up to the SRS over six years.

The alternative would have been growth funding of three per cent for school systems, no continuation of relevant National Partnership funding once the agreements expired, and no additional funding to bring schools up to the SRS.

- 2) Further details are included in the Answer to Question Taken on Notice No. 141.

Approved for circulation to the Select Committee on Estimates 2013-2014

Signature:

Date: 10-7-13

By the Minister for Education and Training, Ms Joy Burch MLA



LEGISLATIVE ASSEMBLY
FOR THE AUSTRALIAN CAPITAL TERRITORY

SELECT COMMITTEE ON ESTIMATES 2013-2014

JEREMY HANSON CSC MLA (CHAIR), CHRIS BOURKE MLA (DEPUTY CHAIR), MICK GENTLEMAN MLA, BRENDAN SMYTH MLA

**ANSWER TO QUESTION TAKEN ON NOTICE
DURING PUBLIC HEARINGS**



Asked by Mr Smyth MLA on 26 June 2013: Ms Joy Burch MLA took on notice the following question(s):

Uncorrected proof Hansard Transcript 26 June 2013, PAGE 58-59

In relation to: Primary School Libraries:

MR SMYTH: Thank you, Mr Chair. Minister, the Labor Party promised \$1 million over four years for primary school libraries. Where would one find that in this year's budget?

Ms Burch: We might ask Leanne Wright to come forward. Was it libraries, Mr Smyth?

MR SMYTH: It was libraries.

Ms Burch: Yes. Well, you know, we remain committed to our election commitments and understand the need to deliver over the four-year term of exactly what we committed to the community.

MR SMYTH: No, well it was meant to commence in 2013-14 so I would like to know where the official funding is?

Ms Garrison: Sorry the commitment – the Budget election commitment around primary school libraries – Joanne Garrison, Director of Information, Communications and Governance. We have had a successful roll out for our school libraries of the Oliver System and that has been really well received over the last 2 years.

And the commitment to provide support for primary school libraries will be back into that Oliver System where we will be actually helping school libraries, primary school libraries, to access e-books, which is really where much easier and more – our young people are really more engaged in accessing some different ways of reading, and so e-books will complement the books that are already in our libraries and the Oliver System which supports libraries in borrowing and students accessing those books, will help with the e-books and the work that we will be doing around getting a new agreement so that we can actually, not individual schools have to purchase e-books, we are going to be doing something that crosses over the whole system for access to e-books.

MR SMYTH: So there is no additional money in this year's budget?

Ms Garrison: The additional money is through the ability of providing access to a broader range of e-books to all of our primary school libraries.

MR SMYTH: All right, so from the million dollar commitment how much new money is there in this year's budget for primary school libraries?

Ms Burch : The answer to the Member's question is as follows:—

The election commitment to enable public primary schools to invest in new library resources such as tablets and e-readers was a four year commitment and will be funded and implemented over that period.

Approved for circulation to the Select Committee on Estimates 2013-2014

Signature:



Date: 5.7.13

By the Minister for Education and Training, Ms Joy Burch MLA



LEGISLATIVE ASSEMBLY
FOR THE AUSTRALIAN CAPITAL TERRITORY

SELECT COMMITTEE ON ESTIMATES 2013-2014

JEREMY HANSON CSC MLA (CHAIR), CHRIS BOURKE MLA (DEPUTY CHAIR), MICK GENTLEMAN MLA, BRENDAN SMYTH MLA

**ANSWER TO QUESTION TAKEN ON NOTICE
DURING PUBLIC HEARINGS**



Asked by **MR SMYTH** on 26 June 2013: **MS BURCH** took on notice the following question:

Ref: Hansard Transcript 26 June 2013, PAGE 105-106

In relation to: grants to non-government schools:

- 1) Could we have a detailed breakdown of the ACT and Commonwealth payments to non-government schools

MS BURCH: The answer to the Member's question is as follows:-

- 1) The table below provides details of the budgeted payments to non-government schools, broken down by ACT and Commonwealth payments for 2013-14 and outyears.

	2013-14 Budget \$'000	2014-15 Budget \$'000	2015-16 Budget \$'000	2016-17 Budget \$'000
ACT Grants				
Per Capita Grants	44,734	45,874	49,165	51,864
Students with Disabilities ¹	3,891	3,976	4,063	4,312
Schools Equity Fund ¹	1,250	1,266	1,283	1,300
Interest Subsidy Scheme ²	2,495	1,886	1,426	1,116
Supporting Non-Government Preschools	1,200	1,200	1,200	1,200
Information Communication Technology ³	1,716	1,751	1,787	1,903
Student Support Services	1,173	1,210	1,249	1,374
Carbon Neutral	400	400	400	400
Association of Parents and Friends of ACT Schools	47	48	49	54
Total ACT Grants	56,906	57,611	60,622	63,523


Commonwealth Grants – National Education Reform				
Commonwealth Specific Purpose Payments	163,494	170,606	181,690	193,314
Trade Training Centres National Partnership	498	1,624	1,928	3,424
Literacy and Numeracy National Partnership	291	-	-	-
Support for Students with Disabilities National	334	194	-	-
Total Commonwealth Grants	164,617	172,424	183,618	196,738
TOTAL PAYMENTS TO NON-GOVERNMENT	221,523	230,035	244,240	260,261

Notes:

- 1) Includes funding from the 2013-14 initiative - Supporting Non-Government Schools.
- 2) The Interest Subsidy Scheme budget is decreasing in the forward years due to closure of the program to new entrants in July 2003.
- 3) Includes funding from the 2013-14 initiative – Supporting Non-Government Schools ICT.

Approved for circulation to the Select Committee on Estimates 2013-2014

Signature:



Date:

4/7/13

By the Minister for Education and Training, Ms Joy Burch MLA



LEGISLATIVE ASSEMBLY
FOR THE AUSTRALIAN CAPITAL TERRITORY

SELECT COMMITTEE ON ESTIMATES 2013-2014

JEREMY HANSON CSC MLA (CHAIR), CHRIS BOURKE MLA (DEPUTY CHAIR), MICK GENTLEMAN MLA, BRENDAN SMYTH MLA

**ANSWER TO QUESTION TAKEN ON NOTICE
DURING PUBLIC HEARINGS**



Asked by MR HANSON on 26 June 2013: MS BURCH took on notice the following question(s)

Ref: Hansard Transcript 26 June 2013, PAGE 107-110

In relation to: Commonwealth Education Funding:

- 1) In relation to the low SES loading as part of the Commonwealth's needs-based funding model, who makes the decision on relation to the SES for schools? What is the process?

MS BURCH: The answer to the Member's question is as follows:—

- 1) SES scores are provided to non-government schools and are used to determine the school's capacity to contribute to the needs based funding model.

In relation to ACT Catholic systemic schools the Australian Catholic systemic average SES score is used in recognition of hidden disadvantage in the ACT. This position is reflected in the ACT's Heads of Agreement with the Commonwealth.

In relation to who makes the decision on SES scores for schools in the Commonwealth's needs-based funding model – that matter is determined by the Commonwealth.

The process to establish school SES scores is undertaken by the Department of Education, Employment and Workplace Relations based on geo-coding of parental residential address data and Australia Bureau of Statistics' Census data.

An explanation of the process is detailed in the following Commonwealth online publication:

[https://ssp.deewr.gov.au/ssp/help/html/ses/documents/SES%20score%20guidelines%2072\(3\)%20Schools%20Assistance%20Act%202008.pdf](https://ssp.deewr.gov.au/ssp/help/html/ses/documents/SES%20score%20guidelines%2072(3)%20Schools%20Assistance%20Act%202008.pdf).

Approved for circulation to the Select Committee on Estimates 2013-2014

Signature:

Date: 10.7.13

By the Minister for Education and Training, Ms Joy Burch MLA



LEGISLATIVE ASSEMBLY
FOR THE AUSTRALIAN CAPITAL TERRITORY

SELECT COMMITTEE ON ESTIMATES 2013-2014

JEREMY HANSON CSC MLA (CHAIR), CHRIS BOURKE MLA (DEPUTY CHAIR), MICK GENTLEMAN MLA, BRENDAN SMYTH MLA

**ANSWER TO QUESTION TAKEN ON NOTICE
DURING PUBLIC HEARINGS**



Asked by D Bourke MLA on 26 June 2013: Ms Joy Burch MLA took on notice the following question(s):

Hansard Transcript 26 June 2013, PAGE 1110-111

In relation to: NSW Students in ACT Non Government Schools Commonwealth Education Funding:

Dr Bourke asked:

DR BOURKE: Minister, are you able to give me a breakdown of what percentage of, perhaps, secondary school students go to non-governments across the border and also for the government schools as well?

Ms Burch: Tracy Stewart will be able to give you that information.

Ms Stewart: Dr Bourke, I do not have the information with me. But there are two components to students who attend school in the ACT from across the border, regardless of whether it is public schools or non-government schools. Some students and it certainly is the case with non-government schools, some students actually provide their addresses as being a New South Wales address. And so we are able to report quite easily that, the fact, they are students who are going to school in the ACT who reside in New South Wales. We are aware anecdotally that there may be some cases of students who are attending school in the ACT who are from New South Wales but, in fact, for one reason or another, have recorded an ACT address, for example, they may live part of the time with one parent and part of the time with another parent and another similar circumstances. So we suspect that the actual number of cross-border students is somewhat under counted. But the data is more reliable for non-government schools, and we do have some information on number of students from New South Wales who are attending ACT non-government schools. And I can provide that to you.

INSTRUCTIONS FOR ANSWERING QUESTIONS TAKEN ON NOTICE (QTON):

1. QTON answers must be lodged in signed hard copy (not emailed) to the Committee Support office within **5 working days of the hearing day when the question was taken on notice**. Day 1 is the first working day after the day of the hearing in which the question is taken on notice. *Example: If the question is taken on notice on Monday, you must submit the answer by close of business the following Monday. This applies even if the hearings for the portfolio stretch across several days.*
2. Where an answer provides a referral to sources of information in published documents, the answer should include the exact name of the document, the author and agency publishing the document, the specific page number/s, and a hyperlink to the document, if it is published on the internet.


Ms Joy Burch MLA : The answer to the Member's question is as follows:-

At February 2013, 7.4 percent of students in public secondary schools in the ACT had an address in New South Wales, while 16.8 percent of students in non-government secondary schools in the ACT had an address in New South Wales. The percentage for public schools covers public high schools and colleges, and includes students in years 7 to 12 in specialist schools.

The Education and Training Directorate does not have data on the proportion of secondary students who live in the ACT and attend schools in New South Wales.

Approved for circulation to the Select Committee on Estimates 2013-2014

Signature:



Date: 2/7/13

By the Minister for Education and Training, Ms Joy Burch MLA



LEGISLATIVE ASSEMBLY

SELECT COMMITTEE ON ESTIMATES 2013-2014

JEREMY HANSON CSC MLA (CHAIR), CHRIS BOURKE MLA (DEPUTY CHAIR), MICK GENTLEMAN MLA, BRENDAN SMYTH MLA

ANSWER TO QUESTION TAKEN ON NOTICE DURING PUBLIC HEARINGS



Asked by Mrs Jones 28 June 2013: Mr Hubbard took on notice the following question(s):

Ref: Hansard Transcript 28 June 2013 PAGE #1234

In relation to: Funding to output class 3.2

- 1) What is the funding for the different output classes now they are combined?
- 2) What is the difference between the combined output class figures previous allocation and the single new output figure?

MINISTER BURCH: The answer to the Member's question is as follows:–

- 1) The funding for the output class components and totals are as follows:

2012-13 Output 3.1: Community Development	\$m	2013-14 Output 3.1: Community Participation	\$m
Community Development	9.35	Community Development	10.13
Community Facilities	7.24	Community Facilities	5.13
Overheads	0.33		
TOTAL 12-13 Output 3.1	16.92		
<hr/>			
2012-13 Output 3.2: Community Affairs	\$m		
Office for Ageing	1.09	Office for Ageing	1.19
Office for Women	1.40	Office for Women	1.50
Office for Multicultural and Aboriginal and Torres Strait Islander Affairs	4.57	Office for Multicultural and Aboriginal and Torres Strait Islander Affairs	5.31
Overheads	0.12	Overheads	0.11
TOTAL 12-13 Output 3.1	7.18		
<hr/>			
TOTAL 12-13 Outputs 3.1 & 3.2	24.10	TOTAL 13-14 Output 3.1	23.37

- 2) The decrease in the budgeted cost for Community Facilities from 2012-13 to 2013-14 reflects the transfer of childcare services and regulation to the Education and Training Directorate under the Administrative Arrangements from 10 November 2012.

Approved for circulation to the Select Committee on Estimates 2013-2014

Signature:

Date: 10.7.13

By the Minister for Multicultural Affairs, Ms Joy Burch MLA



LEGISLATIVE ASSEMBLY

SELECT COMMITTEE ON ESTIMATES 2013-2014

JEREMY HANSON CSC MLA (CHAIR), CHRIS BOURKE MLA (DEPUTY CHAIR), MICK GENTLEMAN MLA, BRENDAN SMYTH MLA

ANSWER TO QUESTION TAKEN ON NOTICE DURING PUBLIC HEARINGS

Asked by Mrs Jones 28 June 2013: Ms Whitten took on notice the following question(s):

Ref: Hansard Transcript 28 June 2013 PAGE #1235

In relation to: Women's Grants (2011-12 Annual Report p324)

Can the Directorate table the various changes to the women's grants and scholarships?

MINISTER BURCH: The answer to the Member's question is as follows:-

The changes to the women's grants and scholarship programs are provided at Attachment A.



Approved for circulation to the Select Committee on Estimates 2013-2014

Signature:

Date:

8/7/13

By the Minister for Women, Ms Joy Burch MLA

Changes to the Women's Grants and Scholarships

In August 2012, the Minister for Women considered advice from the Ministerial Advisory Council on Women on revitalising the grants and scholarships administered by Office for Women, in particular the Audrey Fagan Grants and Scholarships Programs. Subsequently, the Minister for Women agreed to the following changes to the grants and scholarships programs:

Original Programs	Revised 2013-14 Programs
<p>Audrey Fagan Grants and Scholarships Total value \$60,000 (GST Exclusive) per annum</p> <p>Three components:</p> <ul style="list-style-type: none"> • Audrey Fagan Young Women's Enrichment Grants Value: \$10,000 (GST Exclusive) per annum; • Audrey Fagan Post Graduate Scholarship Value \$20,000 (GST Exclusive) per annum • Audrey Fagan Churchill Fellowship up to \$30,000 (GST Exclusive) per annum 	<p>Audrey Fagan Grants and Scholarships (combined with Directors Scholarship Program) Total value \$75,000 (GST Exclusive) per annum.</p> <p>Four components:</p> <ul style="list-style-type: none"> • Audrey Fagan Churchill Fellowship - one each fellowship valued up to \$30,000 in alternate years (aligning with the David Balfour Fellowship which the ACT Government sponsors in alternate years). Value: Nil in 2013-14. • Young Women's Enrichment Grants Value: \$10,000 (GST Exclusive) per annum. • Audrey Fagan Violence Prevention Grants Value \$35,000 (GST Exclusive). • Audrey Fagan Women's Leadership Program (three half day workshop for up to 60 participants). Value: \$20,000 (GST Exclusive) per annum.
<p>Directors Scholarship Total value: \$15,000 (GST Exclusive) per annum</p> <ul style="list-style-type: none"> • An Australian Institute of Company Directors Course for one woman and one half day workshop for up to 20 participants. 	<p>Postgraduate Scholarship prior commitments Value: \$10,000 (GST Exclusive).</p>
<p>Women's Grants Program Total value \$100,000 (GST Exclusive) per annum</p>	<p>No change to Women's Grants Program Total value \$100,000 (GST Exclusive) per annum</p>
<p>Total Value: \$175,000</p>	<p>Total Value: \$175,000</p>



LEGISLATIVE ASSEMBLY

SELECT COMMITTEE ON ESTIMATES 2013-2014

JEREMY HANSON CSC MLA (CHAIR), CHRIS BOURKE MLA (DEPUTY CHAIR), MICK GENTLEMAN MLA, BRENDAN SMYTH MLA

ANSWER TO QUESTION TAKEN ON NOTICE DURING PUBLIC HEARINGS



Asked by Mrs Jones 28 June 2013: Ms Whitten took on notice the following question(s):

Ref: Hansard Transcript 28 June 2013 PAGE #1238

In relation to: Women's Information and Referral Centre

Can the Directorate provide an on-line web link for the calendar of activities supported by the Women's Information and Referral Centre.

MINISTER BURCH: The answer to the Member's question is as follows:–

The latest *What's on for Women Calendar* (July 2013 to December 2013) can be accessed online at:
http://www.dhcs.act.gov.au/women/what_s_on_for_women.

Approved for circulation to the Select Committee on Estimates 2013-2014

Signature:

Date:

8/7/13

By the Minister for Women, Ms Joy Burch MLA



LEGISLATIVE ASSEMBLY

SELECT COMMITTEE ON ESTIMATES 2013-2014

JEREMY HANSON CSC MLA (CHAIR), CHRIS BOURKE MLA (DEPUTY CHAIR), MICK GENTLEMAN MLA, BRENDAN SMYTH MLA

ANSWER TO QUESTION TAKEN ON NOTICE DURING PUBLIC HEARINGS



Asked by Mrs Jones 28 June 2013: Ms Whitten took on notice the following question(s):

Ref: Hansard Transcript 28 June 2013 PAGE #1240

In relation to: Health Inspectors during the Multicultural Festival

- 1) What was the cost of Health Inspectors?
- 2) What was the additional cost of having those health inspectors as compared to the year before?
- 3) Will you be continuing with the same level of inspectors for the next Multicultural Festival?
- 4) Can the Health Directorate provide some information on the lessons learnt from this years event to take forward for the 2014 Multicultural Festival?

MINISTER BURCH: The answer to the Member's question is as follows:-


- 1) Costs for this specific aspect of Health Protection Service activities are not able to be calculated as they involve regular working hours and overtime. It is not usual practice to allocate times or costing to routine business.
- 2) Costs for this specific aspect of Health Protection Service activities are not able to be calculated however there were more inspectors provided over the duration of the event. Additional time also went into additional information sessions for community groups compared to the previous year.
- 3) The level of inspectors is dependent on the risks associated with the size and nature of the event. However as the inspection schedule worked well during the 2013 event it is possible that a similar schedule will be provided for future events.
- 4) The enhanced and additional information provided at the event information sessions demonstrated a consistent message to the multicultural community. Facts sheets and checklists were provided to food stall holders to help them understand the expectation of them when operating a food stall. The enhanced information is believed to have increased compliance from previous years.

Engagement and additional information sessions provided to community groups, at their request, provided additional understanding of the risk associated with specific foods.

The inspection schedule throughout the event enabled identified breaches to be followed up and monitored throughout the duration of the event.

Approved for circulation to the Select Committee on Estimates 2013-2014

Signature:



Date:

10-7-13

By the Minister for Multicultural Affairs, Ms Joy Burch MLA



LEGISLATIVE ASSEMBLY

SELECT COMMITTEE ON ESTIMATES 2013-2014

JEREMY HANSON CSC MLA (CHAIR), CHRIS BOURKE MLA (DEPUTY CHAIR), MICK GENTLEMAN MLA, BRENDAN SMYTH MLA

ANSWER TO QUESTION TAKEN ON NOTICE DURING PUBLIC HEARINGS



Asked by Mrs Jones 28 June 2013: Ms Whitten took on notice the following question(s):

Ref: Hansard Transcript 28 June 2013 PAGE #1242

In relation to: Theo Notaras Multicultural Centre

- 1) Can you provide the cost for renting the space? And the cost for using the meeting rooms?
- 2) What is the number of people waiting to get into the centre? And what sort of facilities they are after?

MINISTER BURCH: The answer to the Member's question is as follows:—

- 1) The rate being charged for tenants at the Theo Notaras Multicultural Centre is \$122 per square metre.

The rate charged for community groups to hire the Theo Notaras Function Room is as follows:

\$180 up to 4 hrs

\$270 up to 8 hrs

\$405 up to 12 hrs

The rate charged for community groups to hire the meeting room is as follows:

\$20 per hour

The hiring rates are available at:

http://www.dhcs.act.gov.au/data/assets/pdf_file/0003/190092/Multicultural_Centre_Hiring_Rates.pdf

- 2) There are currently five groups on the waiting list for single room accommodation.

Approved for circulation to the Select Committee on Estimates 2013-2014

Signature:

Date: 4.7.13

By the Minister for Multicultural Affairs, Ms Joy Burch MLA



LEGISLATIVE ASSEMBLY
FOR THE AUSTRALIAN CAPITAL TERRITORY

SELECT COMMITTEE ON ESTIMATES 2013-2014

JEREMY HANSON CSC MLA (CHAIR), CHRIS BOURKE MLA (DEPUTY CHAIR), MICK GENTLEMAN MLA, BRENDAN SMYTH MLA

**ANSWER TO QUESTION TAKEN ON NOTICE
DURING PUBLIC HEARINGS**

Asked by MR SMYTH on Thursday 27 June 2013: MR TRAVES took on notice the following question(s):

Ref: Hansard Transcript Thursday 27 June 2013 – Page 1093

In relation to: Heritage Listed Duplexes

MR SMYTH: Minister, how many heritage listed duplexes are there in the ACT?

MINISTER CORBELL: The answer to the Member's question is as follows:–

There are no individually heritage listed duplexes in the ACT.

There are however, a number of duplexes located within the ten heritage registered Garden City Precincts. Each Precinct contains up to 350 individual properties. The duplexes, along with single detached properties, within the Precincts are registered for demonstrating garden city characteristics such as wide verges, pocket parks and modest dwellings set on large blocks with a generous garden setting.

The ACT Heritage Council's database of heritage places and objects does not capture detailed information such as dwelling type within Precincts i.e. single detached, duplex, dual occupancy. While each Precinct's citation identifies which blocks contain dwellings of heritage significance, the detailed information such as dwelling type is found only in individual block and section files. Without examining each block and section file for every individual property within each Garden City Precinct (an extensive project) I cannot provide an exact answer within the timeframe.

Approved for circulation to the Select Committee on Estimates 2013-2014

Signature:

Date:

8.7.13

By the Minister for the Environment and Sustainable Development – Simon Corbell



LEGISLATIVE ASSEMBLY
FOR THE AUSTRALIAN CAPITAL TERRITORY

SELECT COMMITTEE ON ESTIMATES 2013-2014

JEREMY HANSON CSC MLA (CHAIR), CHRIS BOURKE MLA (DEPUTY CHAIR), MICK GENTLEMAN MLA, BRENDAN SMYTH MLA

**ANSWER TO QUESTION TAKEN ON NOTICE
DURING PUBLIC HEARINGS**

Asked by MR COE on Thursday 27 June 2013: MR TRAVES took on notice the following question(s):

Ref: Hansard Transcript Thursday 27 June 2013 - Page 1096

In relation to: Heritage Buildings copyright

Ms Ekelund: Dorte Ekelund, Director General of Environment and Sustainable Development. It is called moral rights legislation, and you may recall the Art Gallery had a lot of problems with the change to their façade, because their architect, the architect of the original building was opposed to changes.

MR COE: Right, okay. So is that—does that fall under copyright? Is it a provision within copyright or—

Mr Corbell: I would have to take some advice on the exact arrangements, but it is a principle that has been recognised in law, and there are precedents in terms of court decisions that recognise there are moral rights associated with the design of a property on the part of an architect, and there are obligations on the part of a building owner to engage with the design of the property should they propose any substantial deviation from the original design.

MINISTER CORBELL: The answer to the Member's question is as follows:—

Moral rights are contained in Part 9 of the Copyright Act 1968 (Cwlth), covering some 53 pages of provisions.


Approved for circulation to the Select Committee on Estimates 2013-2014

Signature:

J. Burch 12.7.13

Date:

By the Acting Minister for the Environment and Sustainable Development – Joy Burch MLA





LEGISLATIVE ASSEMBLY
FOR THE AUSTRALIAN CAPITAL TERRITORY

SELECT COMMITTEE ON ESTIMATES 2013-2014

JEREMY HANSON CSC MLA (CHAIR), CHRIS BOURKE MLA (DEPUTY CHAIR), MICK GENTLEMAN MLA, BRENDAN SMYTH MLA

**ANSWER TO QUESTION TAKEN ON NOTICE
DURING PUBLIC HEARINGS**



Asked by MR SMYTH on Thursday 27 June 2013: MR FITZGERALD took on notice the following question(s):

Ref: Hansard Transcript Thursday 27 June 2013 - Page 1099

In relation to: Heritage Funding

MR SMYTH: Thank you, Mr Chair. Minister, on page 255 of budget paper 4, output class 1.4, heritage, the budget drops a neat \$200,000 this year. Why is that, and how will you make that saving?

Mr Fitzgerald: Bruce Fitzgerald, Chief Finance Officer. That saving is largely related to the overhead allocation attributable to that output. The majority of that is in relation to the corporate costs that we expect to save in the next financial year.


MR SMYTH: All right. And what makes up that saving?

MINISTER CORBELL: The answer to the Member's question is as follows:—

Output 1.4 will decrease by \$0.20 million in 2013-14 compared to 2012-13 due to overhead savings (\$0.07 million) predominantly in the corporate area, the cessation of rollover funding (\$0.06 million) related to the Heritage Register and savings to be achieved through a reduction in heritage staffing (\$0.06 million).

Approved for circulation to the Select Committee on Estimates 2013-2014

Signature:

 8.7.13

Date:

By the Minister for the Environment and Sustainable Development – Simon Corbell



LEGISLATIVE ASSEMBLY
FOR THE AUSTRALIAN CAPITAL TERRITORY

SELECT COMMITTEE ON ESTIMATES 2013-2014

JEREMY HANSON CSC MLA (CHAIR), CHRIS BOURKE MLA (DEPUTY CHAIR), MICK GENTLEMAN MLA, BRENDAN SMYTH MLA

**ANSWER TO QUESTION TAKEN ON NOTICE
DURING PUBLIC HEARINGS**



Asked by MR SMYTH on Thursday 27 June 2013: MR TRAVES took on notice the following question(s):

Ref: Hansard Transcript Thursday 27 June 2013 - Page. 1099

In relation to: Heritage staff costs and discretionary money

MR SMYTH: Cool. That would be kind. How many staff—how many FTE are there in the heritage unit at the moment?

Mr Traves: From day to day it is quite difficult to say how many. There is quite a number of people who work part time and are on long-term maternity leave at present, but there is normally 16 desks occupied within the unit.

MR SMYTH: Sixteen. So most of the costs for the unit are taken up in staff costs?

Mr Traves: Yes, they are.

MR SMYTH: Can we have a breakdown of what is staff costs and what is discretionary money, as it were?

MINISTER CORBELL: The answer to the Member's question is as follows:—

The Heritage budget in 2012-13 consisted of \$1.3 million in staff costs and \$0.2 million in discretionary costs; primarily related to support functions for the Heritage Council.

Approved for circulation to the Select Committee on Estimates 2013-2014

Signature:

Date:

8.7.13

By the Minister for the Environment and Sustainable Development – Simon Corbell



LEGISLATIVE ASSEMBLY
FOR THE AUSTRALIAN CAPITAL TERRITORY

SELECT COMMITTEE ON ESTIMATES 2013-2014

JEREMY HANSON CSC MLA (CHAIR), CHRIS BOURKE MLA (DEPUTY CHAIR), MICK GENTLEMAN MLA, BRENDAN SMYTH MLA

**ANSWER TO QUESTION TAKEN ON NOTICE
DURING PUBLIC HEARINGS**



Asked by MR HANSON on Thursday 27 June 2013: MR CORBELL took on notice the following question(s):

Ref: Hansard Transcript Thursday 27 June 2013 - Page 1103

In relation to: Reduction of Carbon Emissions

THE CHAIR: Right. Given that that information then is already available, could you provide for the committee, please—this is a question on notice—a detailed breakdown of all of the measures that the government has across the whole of government aimed at CO₂ reductions and the estimated cost of each of those programs? What I think would be useful to do is capture the cost of doing this. I am not trying to put a subjective question about it; it is just simply what are all the measures and what are all the costs, and the costs need to be—you know, if we are going to capture the full costs, either the cost to business, cost to the budget, or the costs to households in terms of increased bills. Because someone has got to pay for it somewhere. Is that feasible? I assume you have got that information? You have got that information?

MINISTER CORBELL: The answer to the Member's question is as follows:—

While the costs of renewable energy and the cost-savings from energy efficiency to 2020 are subject to variation, the economic modelling undertaken as part of the development of AP2 outlines the potential costs and savings of AP2 initiatives:

- Cumulative energy cost savings to 2020 for the implementation of energy efficiency measures of around \$140 million for the residential sector, or over \$800 per household. This equates to savings of over \$33 million, or \$210 per household in 2020.
- Cumulative energy cost savings to 2020 for the implementation of energy efficiency measures of around \$93 million for the non-residential sector. This equates to savings of over \$24 million in 2020.
- Cumulative energy cost savings to 2020 for the implementation of Transport for Canberra and the Low Emissions Vehicles Strategy are estimated at around \$395 million. This equates to savings of over \$118 million in 2020.
- Increasing renewable energy usage to meet our 2020 target is expected to have a cost of around \$370 million to 2020 or between \$270 and \$305 per household in 2020.

Based on the above, net savings have the potential to result from the pathway set out in AP2 at around \$30 per household from 2013 to 2017. Net costs are estimated to grow from around zero in 2018, peaking at \$60 per household in 2020 before again declining.

ESDD receives \$900,000 each year for the implementation of action on climate change. During 2012-13, this funding was directed towards progressing actions under AP2.

During 2012-13, \$208,403 was spent on the establishment of the Sustainability Data Management System. This system will provide accurate, whole-of-Government data on energy and water use, allowing the Government to more effectively track its resource use.

The 2012-2013 Budget provided \$5 million to establish the Carbon Neutral Government Fund - a loan facility accessible to ACT Government agencies to implement energy saving and greenhouse gas reduction initiatives. Agencies access these funds to both to reduce their emissions and reduce operating costs. Green power funding by Directorates has also been redirected into the fund. As a result, there is no additional expenditure being called on in the budget.

During 2012-13, ESDD ran a number of programs aimed at reducing greenhouse gas emissions in the community. Below is a breakdown of costs for the 2012/13 financial year:


- HEAT Audit, Rebate and Advice Service \$ 808,767
- Outreach Energy and Water Efficiency Program \$ 2,239,354
- ACTSmart Small Business Energy and Water Efficiency Program \$ 217,262

The Energy Efficiency Improvement Scheme (EEIS) started on 1 January 2013. The EEIS sets a Territory-wide energy savings target and includes obligations for ACT electricity retailers to meet an individual Retailer Energy Savings Obligation. While, electricity retailers will pass on the costs of implementing the scheme to customers, the EEIS will have a positive net economic impact on ACT households. The ACT Independent Competition and Regulatory Commission has allowed a pass-through cost associated with the EEIS for the first six months of the Scheme of \$1.24 per Megawatt Hour (MWh). Using the latest available average ACT household electricity consumption of 7.67 MWh for the period 2011-12, a pass-through of \$1.24 equates to a \$9.50 increase in electricity bills in the last financial year.

ESDD estimates, based on ActewAGL's report of activities undertaken in the first quarter of the EEIS, that participating households will save over \$100 on electricity in the first year implementation. It is expected approximately 30 per cent of these savings will occur in priority households.

Approved for circulation to the Select Committee on Estimates 2013-2014

Signature:



Date:

30.7.13

Minister for the Environment and Sustainable Development – Simon Corbell MLA



LEGISLATIVE ASSEMBLY FOR THE AUSTRALIAN CAPITAL TERRITORY

SELECT COMMITTEE ON ESTIMATES 2013-2014

JEREMY HANSON CSC MLA (CHAIR), CHRIS BOURKE MLA (DEPUTY CHAIR), MICK GENTLEMAN MLA, BRENDAN SMYTH MLA

ANSWER TO QUESTION TAKEN ON NOTICE DURING PUBLIC HEARINGS



Asked by MR GENTLEMAN on Thursday 27 June 2013: MR CORBELL took on notice the following question(s):

Ref: Hansard Transcript Thursday 27 June 2013 - Page 1110

In relation to: Greenhouse Gas reductions comparison

MR GENTLEMAN: Thank you, Chair. Minister, you talked earlier on about Canberra households reducing energy and therefore reducing emissions. And the government sets some pretty high targets for emission reduction. Action plan 2, I think, is the vehicle that gets you there. Have you done any comparisons with other cities across the world that are taking on the same sort of targets to see how Canberra is tracking and would be tracking once action plan 2 is completed?

Mr Corbell: Thanks, Mr Gentleman. So, Canberra is certainly not alone in relation to the strength of its emissions reductions targets compared to other cities around the world. And that is both small and large cities, a large number of which have set emission reduction targets which are similar to or, indeed, even more stringent than those that are set out in action plan 2 and in our greenhouse gas reduction legislation.

So the most obvious example is—perhaps the most well-known example of a city which is making significant changes is Copenhagen, which has targeted—has a carbon neutrality goal by 2020. So that is a very significant target for them as a city. And they are doing similar things to what we are doing; a strong shift to the use of renewables, a strong program around the delivery of energy efficiency into buildings and homes, a strong focus on improvements to transport to reduce reliance on the private motor vehicle and, therefore, emissions from transport use.

I would be very happy to provide the committee with a list of a range of cities and their emissions reductions targets, which I think really does highlight that Canberra is not going it alone; our targets are not somehow out of the ball park compared to many other cities, large and small. And I hope that would be of interest to you and other members of the committee.

MINISTER CORBELL: The answer to the Member's question is as follows:—

Action Plan 2 contains a comparison of greenhouse gas reduction commitments for a number of cities around the world. Extract from AP2, http://www.environment.act.gov.au/climate_change/ap2, page 6.

Table2: Commitments of world cities to reducing emissions

City	Base year	Reduction target	Target year
Canberra, Australia (1)	1990	40%	2020
Canberra, Australia (2)	1990	Neutrality	2060
Chicago, USA	1990	25%	2020
Los Angeles, USA	1990	35%	2030
London, UK	1990	60%	2025
Copenhagen, Denmark (1)	2005	20%	2015
Copenhagen, Denmark (2)	2005	Neutrality	2025
Vancouver, Canada	2007	33%	2020
Rotterdam, the Netherlands	1990	50%	2025
Wellington, New Zealand	2001	30%	2020

A report from the Carbon Disclosure Project, *Cities 2012 Global Report: Measurement for Management*, provides a further comparison (<https://www.cdproject.net/CDPResults/CDP-Cities-2012-Global-Report.pdf>). An example of the city-wide emission reduction targets included is as follows:

City	Base year	Reduction target	Target year
Berlin	1990	40%	2020
Buenos Aires	2007	30%	2030
Chicago	1990	80%	2050
Hamburg	1990	80%	2050
Helsinki	1990	39%	2030
Melbourne	2002	100%	2020
Miami	2006	25%	2020
New York	2005	30%	2030
Paris	2004	25%	2020
Portland	1990	80%	2050
Seattle	1990	100%	2050
Sydney	2006	70%	2030
Toronto	1990	80%	2050

Action 18 of AP2 is for an Independent Status Report that will be conducted by the Office of the Commissioner for Sustainability and the Environment. This report will include a section on:

'How do the Territory's targets and actions stand in relation to developments at the national or international level?' (AP2, page 89).

The first Independent Status Report on Action Plan 2 is due in 2014.

Approved for circulation to the Select Committee on Estimates 2013-2014

Signature:



Date: 10-7-13

By the Acting Minister for the Environment and Sustainable Development – Joy Burch



LEGISLATIVE ASSEMBLY
FOR THE AUSTRALIAN CAPITAL TERRITORY

SELECT COMMITTEE ON ESTIMATES 2013-2014

JEREMY HANSON CSC MLA (CHAIR), CHRIS BOURKE MLA (DEPUTY CHAIR), MICK GENTLEMAN MLA, BRENDAN SMYTH MLA

**ANSWER TO QUESTION TAKEN ON NOTICE
DURING PUBLIC HEARINGS**



Asked by MR SMYTH on Thursday 27 June 2013: MR WALTERS took on notice the following question(s):

Ref: Hansard Transcript Thursday 27 June 2013 - Page 112

In relation to: Wood burner

MR SMYTH: What sort of medical conditions would benefit from a wood burner?

MR CORBELL: I must admit, do not know the specifics, but that was certainly a matter that was raised in the advice to me, that there were certain medical conditions that people suffered from that—where the heat, the quality of the heat that can come from a wood burning stove was really the only feasible heating option. And certainly that has been raised with me by some constituents in correspondence that they highlight that as an issue. So we obviously recognise there may be welfare grounds for installation of a wood heater and the framework provides for those matters to be appropriately taken into account.

MR SMYTH: Is it possible—does Mr Walters know what the conditions are? I see you are nodding your head.

MR WALTERS: Daniel Walters, Director, Environment Protection and Water Regulation. I was nodding my head in the context of usually if there is supporting information provided by a medical practitioner is what we look for. And we would also talk to our Health colleagues in relation to that matter, because they are the experts, not us.

MR SMYTH: Can you take that on notice and find out what such conditions might be?

MINISTER BARR: The answer to the Member's question is as follows:—

ACT Health, as part of the consultation process, looks at the individual circumstances of the application for a wood burner. This would include the supporting information provided by a medical practitioner as to the condition that may benefit from particular heating. ACT Health would also have regard to the public health risks associated with the smoke that would be emitted from the wood heater(s) and effects on neighbouring properties. In doing so, ACT Health has regard to Australian Standard AS4013:1999 Domestic-solid fuel burning appliances – Method for determination of flue gas emissions. As such, each application would be on a case by case basis, rather than on the basis of a particular condition.

I am advised that from a public health perspective no evidence has been found of medical conditions that would benefit from a wood burner or wood heating. It is however unknown what medical advice may have been given to an individual regarding their medical condition or the rationale or evidence supporting this.

Approved for circulation to the Select Committee on Estimates 2013-2014

Signature: 

Date: 9. 7. 13

By the Acting Minister for Health, Andrew Barr MLA



LEGISLATIVE ASSEMBLY
FOR THE AUSTRALIAN CAPITAL TERRITORY

SELECT COMMITTEE ON ESTIMATES 2013-2014

JEREMY HANSON CSC MLA (CHAIR), CHRIS BOURKE MLA (DEPUTY CHAIR), MICK GENTLEMAN MLA, BRENDAN SMYTH MLA

**ANSWER TO QUESTION TAKEN ON NOTICE
DURING PUBLIC HEARINGS**



Asked by MR SMYTH on Thursday 27 June 2013: MS McKEOWN took on notice the following question(s):

Ref: Hansard Transcript Thursday 27 June 2013 - Page 1141

In relation to: Action Plans

MR SMYTH: Maybe a recommendation for the Chair, who loves recommendations. How many action plans are there now?

MINISTER CORBELL: The answer to the Member's question is as follows:—

The Nature Conservation Act 1980 requires the Conservator of Flora and Fauna to prepare an Action Plan in response to each declaration of a threatened species, ecological community or threatening process. An Action Plan outlines conservation and protection proposals for the species or community concerned.

36 Action Plans have been prepared, however three of these Action Plans are for the ecological communities and the species that depend on them reducing the number of statutory Action Plans to 15. As an example, the Action Plan ACT Lowland Grassland Conservation Strategy (Action Plan No 27) contains the conservation and protection measures for:

- Natural Temperate Grassland;
- Golden Sun Moth;
- Button Wrinklewort;
- Eastern Lined Earless Dragon;
- Ginninderra Peppergrass;
- Perunga Grasshopper; and
- Striped Legless Lizard.

The individual Action Plans are retained on the Environment and Sustainable Development website as they still contain relevant information on the species or communities.

Approved for circulation to the Select Committee on Estimates 2013-2014

Signature:

8-7-13

Date:

By the Minister for the Environment and Sustainable Development – Mr Simon Corbell MLA



LEGISLATIVE ASSEMBLY
FOR THE AUSTRALIAN CAPITAL TERRITORY

SELECT COMMITTEE ON ESTIMATES 2013-2014

JEREMY HANSON CSC MLA (CHAIR), CHRIS BOURKE MLA (DEPUTY CHAIR), MICK GENTLEMAN MLA, BRENDAN SMYTH MLA

**ANSWER TO QUESTION TAKEN ON NOTICE
DURING PUBLIC HEARINGS**



Asked by MR SMYTH on Thursday 27 June 2013: MS McKEOWN took on notice the following question(s):

Ref: Hansard Transcript Thursday 27 June 2013 - Page 1141

In relation to: Schedule of action plans

MR SMYTH: Okay. So what is the schedule for review for this year?

MINISTER CORBELL: The answer to the Member's question is as follows:-

Attached is a copy of the proposed schedule of review of Action Plans presented at the Flora and Fauna Committee Meeting No 83, June 2013.

Approved for circulation to the Select Committee on Estimates 2013-2014

Signature:

Date:

8.7.13

By the Minister for the Environment and Sustainable Development – Mr Simon Corbell MLA

Schedule

Reports on implementation of Action Plans and consideration of draft Action Plans

Action Plan No.	Action Plan Name	Date published	Status of plan	Schedule for report on implementation	Schedule for review of Action Plan
Action Plan 5	A Subalpine Herb (<i>Gentiana baeuerlenii</i>)	1997	Implementation report submitted to FFC in September 2010	To be reviewed when species occurrence is confirmed	To be reviewed when species occurrence is confirmed
Action Plan 6	Northern Corroboree Frog (<i>Pseudophryne pengilleyi</i>)	1997	Implementation reports submitted to FFC in June 2005 and June 2010 Plan under review in 2011 Revised draft finalised in 2012	2015	2018
Action Plan 22	Brush-tailed rock-wallaby (<i>Petrogale penicillata</i>)	1999	Implementation reports submitted to FFC June 2005 and June 2011	2016	2013
Action Plan 23	Smoky Mouse (<i>Pseudomys fumeus</i>)	1999	Implementation report submitted to FFC June 2011	2015	Plan under review in 2011 to be finalised in 2013
Action Plan 27	Woodlands for Wildlife ACT lowland woodland conservation strategy	2004	Implementation report submitted to FFC March 2008 and December 2010	2013	2013

Action Plan 28	Vision Splendid of Grassy Plains Extended ACT Lowland Native Grassland Conservation Strategy	2005	Implementation report submitted to FFC in June 2008 and December 2011	2014	2015
Action Plan 29	Ribbons of Life ACT Aquatic Species and Riparian Zone Conservation Strategy	2007	Implementation report submitted to FFC in June 2010	2013	2017
Action Plan 30	Spotted-tailed Quoll (<i>Dasyurus maculatus</i>)	2005	TBC	2013	2014
Action Plan 35	Little Eagle (<i>Hieraaetus morphnoides</i>)	In progress	Draft plan released in 2011	2015	To be finalised in 2013
Action Plan 33	Glossy Black Cockatoo (<i>Calyptorhynchus lathami</i>)	In progress	Draft plan to be released in 2012	2015	2018
Action Plan 31	Canberra Spider Orchid (<i>Caladenia actensis</i>)	In progress	Draft plan released in 2011, finalised in 2012	2014	2018
Action Plan 32	Brindabella Midge Orchid (<i>Corunastylis ectopa</i>)	In progress	Draft plan released in 2011, finalised in 2012	2014	2018
Action Plan 34	<i>Bossiaea grayi</i>	In progress	Being drafted within CPR		



LEGISLATIVE ASSEMBLY
FOR THE AUSTRALIAN CAPITAL TERRITORY

SELECT COMMITTEE ON ESTIMATES 2013-2014

JEREMY HANSON CSC MLA (CHAIR), CHRIS BOURKE MLA (DEPUTY CHAIR), MICK GENTLEMAN MLA, BRENDAN SMYTH MLA

**ANSWER TO QUESTION TAKEN ON NOTICE
DURING PUBLIC HEARINGS**



Asked by Mr Brendan Smyth MLA on 27 June 2013: The Minister for Corrections took on the following question(s):

Ref: Proof Hansard Transcript 27 June 2013 page 1039

In relation to: the report into future construction in the AMC in regards to bed capacity, or at least sections of it that won't compromise the tender process

Mr Smyth: Can we have the section of the RPL report on future figures?

Shane Rattenbury MLA: The answer to the Member's question is as follows:-

As requested, the relevant projection figures from the 2011 Ross Petsas Lukas report are included at [Attachment A](#).


There are three new sets of projection figures. These figures have been developed by updating the 2003 projections using the following methodologies:

- Updating the 18+ ACT population to reflect the projections (released in February 2011);
- Updating the 18+ ACT population (as above) and increasing the combined separation and average/peak allowances from 36% to 50%;
- Using the 2003 methodology and then re-modelling the projections by applying the Australian Bureau of Statistics imprisonment rates to the ACT.

As is evident from these figures, different methodologies will generate different projections. All methodologies have some merit but determining the most appropriate methodology is difficult. It is important to note that projections have only a limited shelf-life as the assumptions on which they are based become less appropriate over time. Population projections, laws, policing and sentencing practices and other factors change as time passes and effect the usefulness of projections.

Approved for circulation to the Select Committee on Estimates 2013-2014

Signature:



Date:

7/7/13

By the Minister for Corrections, Mr Share Rattenbury MLA



LEGISLATIVE ASSEMBLY
FOR THE AUSTRALIAN CAPITAL TERRITORY

SELECT COMMITTEE ON ESTIMATES 2013-2014

JEREMY HANSON CSC MLA (CHAIR), CHRIS BOURKE MLA (DEPUTY CHAIR), MICK GENTLEMAN MLA, BRENDAN SMYTH MLA

**ANSWER TO QUESTION TAKEN ON NOTICE
DURING PUBLIC HEARINGS**



Asked by Mr Jeremy Hanson MLA on 27 June 2013: The Minister for Corrections took on notice following question(s):

Ref: Hansard Transcript 27 June 2013 page 1041

In relation to: List of incidents between different categories

Mr Hanson: Can you provide the Committee a list of incidents that have occurred that have involved interaction between different categories of prisoners where a remandee has been assaulted by a sentenced prisoner or so on, I assume you have records of that sort of information

Shane Rattenbury MLA: The answer to the Member's question is as follows:-

In preparing these statistics, ACT Corrective Services has utilised Report on Government Services counting and reporting rules.

In the 2012-13 financial year, there were five recorded assaults between sentenced and remand detainees. Of these assaults:

- Two were assaults allegedly committed by remand detainees on sentenced detainees;
- Two were fights between remand and sentenced detainees (where the instigator of the fight is unclear); and
- One assault was allegedly committed by a sentenced detainee on a remand detainee.


In the same period, there were three recorded assaults of detainees on different classifications (i.e between protection and mainstream, strict protection and protection and mainstream and strict protection). Of these assaults:

- One assault was allegedly committed by a mainstream detainee against a protection detainee;
- One assault was allegedly committed by a protection detainee against a strict protection detainee; and
- One assault was allegedly committed by a strict protection detainee against a protection detainee.

Note that there is some overlap between these assaults and the first list above.

Approved for circulation to the Select Committee on Estimates 2013-2014

Signature:



Date:

4/7/13

By the Minister for Corrections, Mr Shane Rattenbury MLA



LEGISLATIVE ASSEMBLY
FOR THE AUSTRALIAN CAPITAL TERRITORY

SELECT COMMITTEE ON ESTIMATES 2013-2014

JEREMY HANSON CSC MLA (CHAIR), CHRIS BOURKE MLA (DEPUTY CHAIR), MICK GENTLEMAN MLA, BRENDAN SMYTH MLA

**ANSWER TO QUESTION TAKEN ON NOTICE
DURING PUBLIC HEARINGS**



Asked by Mr Jeremy Hanson MLA on 27 June 2013: The Minister for Corrections took on notice the following question(s):

Ref: Proof Hansard Transcript 27 June 2013 page 1042

In relation to: Mr Buchanan

Mr Hanson: Is there any further action pending in regards to Mr Buchanan? Has it ceased or not?

Shane Rattenbury MLA: The answer to the Member's question is as follows:-

There is no further action pending by the Directorate in regards to Mr Buchanan.

The Directorate investigation undertaken by an external provider into incidents of use of force involving the former Superintendent has been finalised. All current staff investigated and/or who participated in the investigation as a witness to the incident(s), have been advised in writing of the outcome. As the former Superintendent is not an employee of ACT, the Directorate could not investigate him for misconduct or take disciplinary action against him. He was, however, provided the opportunity to participate as a witness in this process, which he agreed to do. The former Superintendent was also advised that the matter has been finalised by the Directorate.

Approved for circulation to the Select Committee on Estimates 2013-2014

Signature:

Date:

2/7/13

By the Minister for Corrections, Mr Shane Rattenbury MLA




LEGISLATIVE ASSEMBLY
FOR THE AUSTRALIAN CAPITAL TERRITORY

SELECT COMMITTEE ON ESTIMATES 2013-2014

JEREMY HANSON CSC MLA (CHAIR), CHRIS BOURKE MLA (DEPUTY CHAIR), MICK GENTLEMAN MLA, BRENDAN SMYTH MLA

**ANSWER TO QUESTION TAKEN ON NOTICE
DURING PUBLIC HEARINGS**



Asked by Mr Mick Gentleman on 27 June 2013: The Minister for Corrections took on notice the following question(s):

[Ref: Proof Hansard Transcript of 27 June 2013 – Page 1043]

In relation to: Level of engagement for detainees

Mr Gentleman: What is the level of engagement for detainees in regard to programs available?

Shane Rattenbury MLA: The answer to the Member's question is as follows:–

The most recent Report on Government Services' (published in 2013 for the 2011-12 year) figures indicate that the ACT's percentage of detainees enrolled in education and training is 85.1% of eligible detainees.

Further, the rate of employment at the AMC, as reported in the 2013 Report on Government Services, is 85.5%.

There is also a high level of engagement in alcohol and other drug programs and criminogenic programs, however, participation rates are not reported in the Report on Government Services and there are no associated counting rules.

Approved for circulation to the Select Committee on Estimates 2013-2014

Signature:

Date:

2/7/13

By the Minister for Corrections, Mr Shane Rattenbury MLA



LEGISLATIVE ASSEMBLY
FOR THE AUSTRALIAN CAPITAL TERRITORY

SELECT COMMITTEE ON ESTIMATES 2013-2014

JEREMY HANSON CSC MLA (CHAIR), CHRIS BOURKE MLA (DEPUTY CHAIR), MICK GENTLEMAN MLA, BRENDAN SMYTH MLA

**ANSWER TO QUESTION TAKEN ON NOTICE
DURING PUBLIC HEARINGS**



Asked by Mick Gentleman MLA on 27 June 2013: The Minister for Corrections took on notice the following question(s):

Ref: Proof Hansard Transcript 27 June 2013 page 1044

In relation to: Apprenticeships

Mr Gentleman: What were the two apprenticeships that were taken up?

Shane Rattenbury MLA: The answer to the Member's question is as follows:-

One detainee is undertaking an apprenticeship in carpentry and the other is undertaking an apprenticeship in earth moving.

Approved for circulation to the Select Committee on Estimates 2013-2014

Signature:

Date:

2/7/13

By the Minister for Corrections, Mr Shane Rattenbury MLA