



# LEGISLATIVE ASSEMBLY FOR THE AUSTRALIAN CAPITAL TERRITORY

## SELECT COMMITTEE ON ESTIMATES 2012-2013

### ANSWER TO QUESTION ON NOTICE



ZED SESELJA MLA : To ask the Minister for Economic Development

[Ref: Economic Development, Budget paper 4, page number 234, Output Class 1.6]

In relation to : Land Release

1. How much land does the LDA currently own broken down by suburb?
2. How much land in each suburb is designated for residential development, and when will this land be released?
3. How many of the residential blocks expected to be released in 2011-12 have actually been released?
  - a. How does this compare to the previous year?
4. How many of these released blocks were actually ready to be built on at the release date?
  - a. How does this compare to the previous year?
  - b. What is the average length of time it has taken for each LDA development to move from release, to the development stage and then to settlement of sales to homebuyers in 2011-12?
    - i. How does this compare with the previous three years?
5. How many of these residential blocks were sold to builders?
  - a. What is the split for each area?
6. How much land is currently available over the counter for homebuyers?
  - a. How many blocks have been sold in this fashion in 2011-12?
  - b. How many blocks does the LDA expect to sell in this fashion in the next three financial years?
  - c. In which suburbs have blocks been sold in this fashion in 2011-12, and in which suburbs does the LDA intend selling blocks in this fashion in the next three financial years?
7. How many land ballots did the LDA hold in 2011-12?
  - a. How many blocks of land did the LDA sell in each ballot, and in which suburbs were these blocks?
  - b. How many people participated in each block?

- c. How many blocks in each ballot were sold direct to homebuyers, and how many were sold directly to small or medium sized builders for the purpose of building?
8. What is the cost of a raw block of land?
  9. What is the total cost per year to get land shovel ready?
    - a. What is the cost per block?
    - b. What is the breakdown of this cost? i.e. labour, clearing, civil works, telecommunications, utilities etc
    - c. What is the government's preferred model in delivering shovel ready blocks?
    - d. What other delivery options are there? What are the cost implications?

ANDREW BARR MLA : The answer to the Member's question is as follows:–

1. All unleased land within the ACT is managed under a custodian regime across Government Directorates. The LDA has custodianship for all of its project sites where development is underway.  
  
The LDA has Holding Leases for each of the three Joint Venture projects, namely Forde, Woden Green and Crace. The size of the Holding Lease is continually adjusted to account for reduction in size associated with the issue of Consequent Crown Leases out of the Holding Lease as the land is serviced.
2. This information is available in the ACT Government's Indicative Land Release Program, which can be accessed at the following website.  
  
[http://www.economicdevelopment.act.gov.au/land\\_release](http://www.economicdevelopment.act.gov.au/land_release)
3. Of the 3,015 dwelling sites scheduled for release (revised down from 5,500 at midyear review), 2,466 dwelling sites were actually released. This is largely a result of longer than anticipated environmental clearance approval processes. Further, prolonged wet weather impacted on the provision of essential infrastructure required prior to land release.
  - a. 5,048 dwelling sites were released in 2010-11.
4. 589 dwelling sites were ready to be built on at the release date. This equates to 24 per cent of total released dwelling sites in 2011-12.
  - a. This is an increase of approximately 10 per cent on the 2010-11 dwelling sites that were ready to be built on at the release date.
  - b. Between four and twelve months.
    - i. Previously 12-18 months.
5. This data is not kept by LDA.
6. There are no blocks currently available for sale over the counter.
  - a. 105
  - b. This will be determined by the Land Release Program, market demand and associated policies.
  - c. For 2011-12, Bonner, Harrison and Wright. Future years are outlined in the Indicative Land Release Program.

7. Four.

- a. Please refer to the table below.
- b. Please refer to the table below.

Estate	Blocks sold	Registrants
Rerelease, Bonner Harrison and Wright	89	969
Rerelease, Bonner Harrison and Wright	113	1,080
Jacka Stage 1	98	809
Coombs Stage 2	189	904

- c. This data is not kept by LDA.
8. Prior to any infrastructure works, the cost of a raw block of land is determined by an independent valuer. When determining raw land values, valuers consider a range of factors including site constraints, land use potential, size, locality, market demand and environmental values.
9. The total cost per year to get land ready to be built on depends on the volume of works that are taking place in any given year and will vary significantly depending on the volume of land release/settlement.
- a. Total costs of preparing raw land ready for building construction are determined through competitive procurement processes. These costs are highly variable and influenced by a range of factors including geotechnical conditions, topography, servicing capacity requirements, site encumbrances, environmental management and offsite trunk infrastructure augmentation and upgrades.
  - b. Refer to Question 9.a.
  - c. The Government delivers greenfield land through englobo releases, joint ventures and Government developments.
  - d. Refer to Question 9.c.

Approved for circulation to the Select Committee on Estimates 2012-2013

Signature:




Date: 25. 7. 12

By the Minister for Economic Development, Andrew Barr MLA



**LEGISLATIVE ASSEMBLY FOR THE AUSTRALIAN CAPITAL TERRITORY**  
**SELECT COMMITTEE ON ESTIMATES 2012-2013**

**ANSWER TO QUESTION ON NOTICE**



ZED SESELJA MLA : To ask the Minister for Economic Development

[Ref: Economic Development, Budget paper 4, page number 233, Output Class 1.1]

In relation to : Land Rent Scheme

1. What is the percentage of new blocks in 2011-12 that are under the Government's Land Rent Scheme?
  - a. What is this in actual number terms?
  - b. How does this compare over the years since the inception of the program?
2. What is the forgone revenue to the Government for not selling these blocks?
  - a. How is the scheme accounted for in the financial statements of the LDA?
  - b. What is the total of land currently being rented?
3. What is the average value of the blocks involved in the Scheme?
4. What is the average cost spent on constructing a house once the land has been rented?
5. How many participants in the scheme qualify for the 'discount' land rent rate of 2 per cent of the unimproved value, and how many pay the 'standard' 4 per cent rate?
6. What benchmarks does the LDA use to judge the success of the scheme?

ANDREW BARR MLA : The answer to the Member's question is as follows:-

1. All blocks of residential land released by the Land Development Agency in 2011-12 have been offered with the option of Land Rent.
  - a. 631 (refer QToN No. E12-130).
  - b. This is an increase.
2. There is no revenue forgone, the revenue stream is delayed until the lessee converts the lease to a crown lease. In the interim, the asset is retained on the Territory's balance sheet and there is a revenue stream from Land Rent relating to these blocks. The Territory also receives the benefits associated with capital movements in the value of the land.
  - a. There is no separate accounting for the Land Rent Scheme in the LDA financial statements.

- b. The total value of blocks under Land Rent since the inception of the Scheme is approximately \$216 million.
3. \$284,000.
4. The LDA does not collect this information.
5. As at the end of May 2012, 108 (23 per cent) land rent participants qualified for the discount rate of 2%, and 360 (77 per cent) are paying at the standard rate of 4% (refer QToN No. E12-130).
6. A post implementation review of the ACT Land Rent Scheme is currently underway and is being coordinated by the Treasury Directorate. This will include an assessment of the performance of the Scheme against the original policy objectives.

Approved for circulation to the Select Committee on Estimates 2012-2013

Signature: 

Date: 4.7.12

By the Minister for Economic Development, Andrew Barr MLA



**LEGISLATIVE ASSEMBLY FOR THE AUSTRALIAN CAPITAL TERRITORY**  
**SELECT COMMITTEE ON ESTIMATES 2012-2013**

**ANSWER TO QUESTION ON NOTICE**



ZED SESELJA MLA : To ask the Minister for Economic Development

[Ref: Economic Development (LDA), Budget paper 4, page number 525 - 533]

In relation to : Land Development Agency Expenses

1. What is the LDA's expense on advertising and marketing as at 1 June 2012?
  - a. What is the expected expenditure in 2011-12?
  - b. Please provide a breakdown of the forms (i.e. radio, print) of advertising used in 2011-12 and the corresponding expense.

ANDREW BARR MLA : The answer to the Member's question is as follows:-

1. \$644,298.00 excluding GST
  - a. \$905,796.00 excluding GST
  - b. The total spent on advertising in 2011-12 is \$210,877.00 excluding GST. A breakdown is provided below.
 

Press	\$207,726.00
Radio	\$3,151.00
Television, cinema and outdoor media	\$0.00
<b>TOTAL</b>	<b>\$210,877.00</b>

The above expenditure relates to:

- land sales for residential, commercial, community and industrial sites;
- community consultation activities;
- community events; and
- corporate activities such as the LDA website.

Advertising and marketing expenses for the LDA represent 0.2 per cent of total land revenue - this percentage has decreased from 0.8 per cent in 2010-11. This is at the lower end of what is typical for the LDA and that of the industry and reflects efficiency and effectiveness in the LDA's marketing program.

Approved for circulation to the Select Committee on Estimates 2012-2013

Signature: *Andrew Barr*

Date: 6.7.12

By the Minister for Economic Development, Andrew Barr MLA



**LEGISLATIVE ASSEMBLY FOR THE AUSTRALIAN CAPITAL TERRITORY**  
**SELECT COMMITTEE ON ESTIMATES 2012-2013**

**ANSWER TO QUESTION ON NOTICE**



ZED SESELJA MLA: To ask the Minister for Economic Development

[Ref: Economic Development, Budget paper 4, page number 234, Output Class 1]

In relation to: The NBN Roll-Out


1. Where is the Government currently at in relation to the implementation of the NBN in Canberra?
  - a. How much has this project cost the Territory thus far?
  - b. Which suburbs are slotted to have/already have access to the NBN?
  - c. How long does it take a household to be connected to the NBN?
    - i. In cases where cabling work needs to be carried out at a home, will the home owner have to pay for this?
    - ii. If yes, how much on average?
  - d. Can residents only connect to the NBN through iiNet?
    - i. If yes, why is that?

ANDREW BARR MLA: The answer to the Member's question is as follows:—

- (1) The National Broadband Network (NBN) is being built, operated and maintained by NBNCo Limited a government business enterprise. NBNCo has appointed Silcar as its contractor for the Canberra roll-out. The ACT region's NBN rollout is on track in Gungahlin and is scheduled to deliver coverage to the majority of the Gungahlin area by the end of 2013. Work will extend to the city's northern suburbs, Canberra CBD and the airport within the next 12 months and to the remainder of Canberra over the next three years covering 135,300 premises.
  - a. The NBN does not involve any project cost to the Territory.
  - b. The NBN is designed to provide ubiquitous coverage with 97 percent of Australian premises connected to the network with fibre optic cable and the remaining 3 percent via satellite and fixed wireless services. All Canberra suburbs are planned to have access to the NBN. Work has commenced in the suburbs of Ngunnawal, Amaroo, Gungahlin, Harrison, Palmerston, Franklin, and Mitchell. NBN services are now available at Village Building Company developments in Watson, and West Macgregor.

- c. NBNSCo estimates that services will be available on average within twelve months of it beginning work in a particular area. If a premise has a fibre optic cable connected to a Premises Connection Device standard installations take 2 to 4 hours. If a premise does not have the fibre optic cable connected then a standard installation could take between 4 and 8 hours. Non-standard installations may take longer.
  - i. the costs of connection and cabling to a network termination device and power supply are met by NBNSCo not the home owner.
- d. Connection and service delivery over the NBN will be provided by a wide range of competing Internet Service Providers (ISP's) of which iiNet is one.

Approved for circulation to the Select Committee on Estimates 2012-2013

Signature:  Date: 3.7.12

By the Minister for Economic Development, Andrew Barr MLA



**LEGISLATIVE ASSEMBLY FOR THE AUSTRALIAN CAPITAL TERRITORY**  
**SELECT COMMITTEE ON ESTIMATES 2012-2013**

**ANSWER TO QUESTION ON NOTICE**



ZED SESELJA MLA : To ask the Minister for Economic Development

[Ref: Economic Development (LDA), Budget paper 4, page number 525 - 533]

In relation to : Woden 9

1. What consultations have the LDA had with the community in relation to the Woden 9 concept?
  - a. What is driving resident unease with this project, the scale or the height?
2. How does the LDA envision that these buildings would be managed?
3. It has been noted that the high-rises will have communal areas on every third floor, how will this work?
4. How will this project be delivered?
  - a. If this project were to be delivered as a joint venture, how much will it cost the taxpayers?
5. What parking provisions will be included for Woden 9?

ANDREW BARR MLA: The answer to the Member's question is as follows:-

The ACT Government is committed to establishing a more compact, sustainable city that uses its resources and infrastructure more efficiently. A more compact city will be achieved by focussing development in town centres, around group and local centres and along public transport corridors. Urban intensification along these corridors and in these centres can be implemented progressively and managed to minimise conflicts that occur between established areas and redevelopment.

1. The consultation process has included three presentations to the Woden Valley Community Council (2 March 2011, 6 April 2011 and 4 April 2012) during the process of preparing the Estate Development Plan.

Further public consultation of the Development Application was undertaken for a period of three weeks with the period extended for a further four weeks at the request of the Woden Valley Community Council.

- a. The key concern raised by residents is the height of the proposed development, in particular the overshadowing of public places and high level of winds.

The proposed development has been located to minimise overshadowing of public places, and high priority has been given to protect central public space from any adverse wind impacts.

The height of the development is to be no higher than existing Lovett Tower. In addition, the proposed podiums would protect the central public space from any adverse wind effects, and the building facades designed to minimise wind impacts.

2. The buildings on Woden Section 9 will be privately managed.
3. If the future purchaser of the site progresses with the approved DA, the developers of the site would be required to incorporate the communal areas into their design. Management of the communal areas would be by the building owners or the body corporate of the building.
4. The Land Development Agency (LDA) is considering a robust staging and land release program for the site, in context of development in the Woden Town Centre.
  - a. The LDA is not intending on entering into a joint venture for the delivery of this project.
5. It is proposed that the current parking located on Phillip Section 9 be replaced by a structured car park to be located on nearby Phillip Section 3.

A temporary car parking strategy is being developed to provide replacement car parking during the development of both Phillip Section 9 and the structured car park on Phillip Section 3. A communications strategy is being developed to ensure the local workforce and community are informed about the temporary arrangements and proposed parking changes.

Approved for circulation to the Select Committee on Estimates 2012-2013

Signature: 

Date: 22-6-12

By the Minister for Economic Development, Andrew Barr MLA



**LEGISLATIVE ASSEMBLY FOR THE AUSTRALIAN CAPITAL TERRITORY**  
**SELECT COMMITTEE ON ESTIMATES 2012-2013**

---

**ANSWER TO QUESTION ON NOTICE**

---



ZED SESELJA MLA : To ask the Minister for Economic Development

[Ref: Economic Development (LDA), Budget paper 4, page number 525 - 533]

In relation to : Wright

1. Can you please provide an update on the developments in Wright?
2. It has been alleged that new energy standards will drive up building costs by \$40,000, will this be passed on to home-buyers?
  - a. If yes, how will this help housing affordability?
  - b. If no, will builders have to bare the additional costs?
  - c. From your experience, have there been home owners who encountered costs over \$40,000?
    - i. What was the reason for this?
3. Were home-buyers made aware of these new energy consumption standards when the blocks were purchased?
  - a. How were they informed?
  - b. Was this included in any marketing or informational campaigns?
4. How many complaints has the LDA received in relation to this?
  - a. What has been done about these concerns?
  - b. What difficulties have been encountered in meeting these new standards?
5. What modelling has been conducted which led to the adoption of these new standards?
  1. Was this modelling conducted using ACT data?

ANDREW BARR MLA: The answer to the Member's question is as follows:-

1. The LDA has sold all 535 single residential and terrace blocks in the suburb of Wright. The LDA has released 8 multi unit sites in Wright and of these 7 have been sold to developers. Wright Stage 1A has been completed and 167 blocks have settled and a number of homes are currently under construction by purchasers. Wright Stage 1B1 (75 blocks) has been completed and settlements are currently taking place. The civil contractor is currently completing Wright Stage 1B2 and Stage 2. It is anticipated that both these remaining stages will be completed in the second half of 2012.
2. The LDA has not imposed new energy standards on purchasers for single residential dwellings. All purchasers are required to meet the existing mandatory minimum energy efficiency standards as defined in the Building Code of Australia (BCA).

The current mandatory minimum energy efficiency standards as detailed in the BCA is 6 stars. This relates to the building envelope only and applies to all new homes built in the ACT. The ACT Water and Sewerage Regulation also sets minimum energy efficiency standards for the type of hot water heater that is installed which also applies to all new homes built in the ACT.

- a. Not applicable.
- b. Not applicable
- c. Not applicable
  - ii. Not Applicable.
3. There are no new energy consumption standards in Wright.
  - a. Not Applicable.
  - b. Not Applicable.
4. The LDA has received no complaints relating to energy consumption standards.
  - a. Not Applicable.
  - b. Not Applicable.
5. There has been no new energy efficiency standards other than those required by the BCA and hence no modelling undertaken by the LDA on energy standards.
  1. Not Applicable.

Approved for circulation to the Select Committee on Estimates 2012-2013

Signature: 

Date: 3.7.12

By the Minister for Economic Development, Andrew Barr MLA



**LEGISLATIVE ASSEMBLY FOR THE AUSTRALIAN CAPITAL TERRITORY**  
**SELECT COMMITTEE ON ESTIMATES 2012-2013**

**ANSWER TO QUESTION ON NOTICE**



STEVE DOSZPOT MLA : To ask the Minister for Tourism, Sport & Recreation

Ref., BP4, pp 239, 242 Budget Policy adjustments and Capital injections

In relation to : Restoration of Sportsgrounds

- (1) Can you please reconcile the amounts set out in this year's budget papers on pages 239 and 242
- (2) What is covered by the \$56,000 in relation to Bonython, Watson and Weetangera listed on page BP4 p 239 under Budget Policy adjustments?
- (3) Will Isabella Plains and Charnwood meet their revised December 2012 completion date?
- (4) What is the reason for the extension from the original completion date of March 2012 ?
- (5) How many ovals are still on the to-be-restored list?
- (6) Have any been determined to not be restored? If so, which oval(s) have been determined not to reopen and why?
- (7) What is the current status of Holt Oval?
- (8) Is it on a list for restoration? If so when?
- (9) Why has the turf been removed?

ANDREW BARR MLA : The answer to the Member's question is as follows:-

- (1) Page 239

	2012-13	2013-14	2014-15	2015-16
Restoration of Sportsgrounds – Bonython, Watson and Weetangera	\$56,000	\$112,000	\$344,000	\$344,000

This initiative provides recurrent funding to maintain the sportsgrounds once they have been restored, noting that one sportsground will be restored each year for three years.

	2012-13	2013-14	2014-15	2015-16
Restoration of Sportsgrounds – Bonython, Watson and Weetangera	\$1,334,000	\$1,333,000	\$1,333,000	

This initiative provides the capital funding to complete the restoration of one sportsground each year for three years.

- (2) Refer to question 1.
- (3) Yes.
- (4) There were some delays associated with the heavy periods of rain in March 2012. The physical restoration of the sportsgrounds is now complete, with financial completion to follow in early 2012-13.
- (5) Excluding the restoration of sportsgrounds in Bonython, Watson and Weetangera, there are 22 sportsgrounds remaining.
- (6) Any decision on any future restorations will involve consultation with the sporting community and schools, where applicable, and will be based on a demonstrated need.
- (7) There are a number of sportsgrounds in Holt, it is unclear which facility is the focus of this question. The provision of a Block/Section Number would assist in the provision of further information.
- (8) There are a number of sportsgrounds in Holt, it is unclear which facility is the focus of this question. The provision of a Block/Section Number would assist in the provision of further information.
- (9) The only known turf removal that has recently occurred in Holt relates to the redevelopment of Kippax Enclosed Oval. The turf was removed to support the realignment of the oval and the installation of a new irrigation system to enhance this facility. Couch grass will be laid as part of the redevelopment in spring 2012 once the warmer weather returns to support the new grass to establish.

Approved for circulation to the Select Committee on Estimates 2012-2013

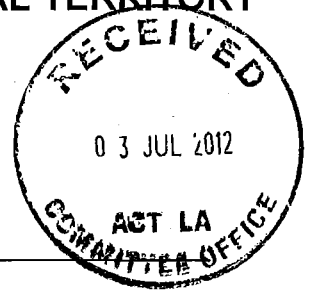
Signature: 

Date: 3.7.2012

By the Minister for Tourism, Sport and Recreation, Andrew Barr MLA



LEGISLATIVE ASSEMBLY FOR THE AUSTRALIAN CAPITAL TERRITORY  
SELECT COMMITTEE ON ESTIMATES 2012-2013



ANSWER TO QUESTION ON NOTICE

STEVE DOSZPOT MLA: To ask the Minister for Tourism Sports & Recreation

Ref: BP, pp 219 project Rollovers

In relation to: Gungahlin Wellbeing Precinct

- (1) What was the original date for the completion of this project?
- (2) What elements have already been completed?
- (3) What 'planning and project scope issues' have delayed the project?
- (4) When will this project be completed?

ANDREW BARR MLA: The answer to the Member's question is as follows:-

- (1) In relation to the Gungahlin Wellbeing Precinct - Infrastructure Works, late 2011.
- (2) Detailed design work has been completed. The enclosed oval and the associated infrastructure, including stormwater works, car parking and landscaping, is currently under construction and is due to be completed in late 2012.
- (3) As a result of further investigation during the design process, the scope of the stormwater drainage and related works required for the Gungahlin Wellbeing Precinct - Infrastructure Works project was expanded to ensure effective drainage connections for the wider precinct from the western part of the Gungahlin Town Centre to the Valley Ponds project. Procurement action was not undertaken in 2010 as amendments to the *Planning and Development Act 2007* were under consideration by the ACT Legislative Assembly. In particular, one proposed amendment would remove the requirement for an environmental impact study on the project, representing a cost and time saving. The amendments passed in late 2010, enabling the project to proceed.
- (4) The enclosed oval and associated infrastructure is due to be completed by early 2013. The construction of the oval grandstand will commence in 2012-13 while the turf playing surface and landscaped surrounds are establishing.

Approved for circulation to the Select Committee on Estimates 2012-2013

Signature: 

Date: 3.7.2012

By the Minister for Tourism, Sport and Recreation, Andrew Barr MLA



**LEGISLATIVE ASSEMBLY FOR THE AUSTRALIAN CAPITAL TERRITORY**  
**SELECT COMMITTEE ON ESTIMATES 2012-2013**

**ANSWER TO QUESTION ON NOTICE**



STEVE DOSZPOT MLA: To ask the Minister for Tourism Sports & Recreation

Ref: BP4, p 239, 242 budget policy adjustments and capital works

In relation to: Gungahlin Enclosed Oval

- (1) Is this the same grandstand that was first announced in 2008 and again in 2010?
- (2) Why did construction not start when indicated in previous years?
- (3) When will construction start and what further planning is required before it does?

ANDREW BARR MLA: The answer to the Member's question is as follows:-

- (1) The Government first signalled its intention to construct the facility in the 2008 election campaign and has subsequently provided funding.
- (2) In relation to the construction of the Gungahlin Enclosed Oval, procurement action was not undertaken in 2010 as amendments to the *Planning and Development Act 2007* were under consideration by the ACT Legislative Assembly. In particular, one proposed amendment would remove the requirement for an environmental impact study on the project, representing a cost and time saving. The amendments passed in late 2010, enabling the project to proceed.

In addition, as a result of further investigation during the design process, the scope of the stormwater drainage and related works required for the project was expanded to ensure effective drainage connections for the wider precinct from the western part of the Gungahlin Town Centre to the Valley Ponds project.

- (3) No further planning is required for the oval project and work is now under way. The enclosed oval and associated infrastructure is due to be completed by early 2013. A Development Application for the oval grandstand has been approved and construction will commence in 2012-13 while the turf playing surface and landscaped surrounds are establishing.

Approved for circulation to the Select Committee on Estimates 2012-2013

Signature: *Andrew Barr*

Date: 4.7.12

By the Minister for Tourism, Sport and Recreation, Andrew Barr MLA



**LEGISLATIVE ASSEMBLY FOR THE AUSTRALIAN CAPITAL TERRITORY**  
**SELECT COMMITTEE ON ESTIMATES 2012-2013**

---

**ANSWER TO QUESTION ON NOTICE**



---

STEVE DOSZPOT MLA : To ask the Minister for Economic Development

Ref., Tourism, Sports & Recreation BP4, p 246 Territory Venue and Events

In relation to : Motorsport funding

- (1) Were the 2011-2012 funds as outlined in last year's budget spent? If so on what?
- (2) What is the project listed for completion in June 2013? Is the same or additional work to that listed for funding in last year's budget?
- (3) What is the purpose of the Motorsport Investment Fund
- (4) What is the total amount of funds actually spent on motorsport in the last four (4) financial years?

ANDREW BARR MLA : The answer to the Member's question is as follows:-

- (1) Three projects were funded in the 2011-12 Budget.
  - (a) Motorsports Fund – Capital Improvements to Fairbairn Park (Design) - \$73,611 was spent on a range of planning, environmental and engineering studies as the first stage of design works for an upgrade of Fairbairn Park.
  - (b) Motorsports Funding - \$48,485 was spent on planning, environmental and engineering studies as part of pre-application development approval process requirements for a proposed off-road motorcycling facility.
  - (c) Motorsport Funding – Investment Fund – \$172,991 was spent on project implementation and management across all motorsport projects.
- (2) There are two projects listed for completion in June 2013; 'Motorsports Funding' and 'Motorsport Funding – Investment Fund'. Both projects are continuations of projects listed in the 2011-12 Budget.
- (3) The purpose of the Motorsport Investment Fund is to provide support for motorsport organisations. This support is being provided through project implementation, liaison and program management. Additionally, the fund also provides direct financial support to local motorsport clubs through the Community Motorsport Development Program.

- (4) The total spent on motorsport in the last four financial years is \$1,345,369.

Approved for circulation to the Select Committee on Estimates 2012-2013

Signature: 

Date: 3.7.2012

By the Minister for Economic Development, Andrew Barr MLA



**LEGISLATIVE ASSEMBLY FOR THE AUSTRALIAN CAPITAL TERRITORY**  
**SELECT COMMITTEE ON ESTIMATES 2012-2013**

---

**ANSWER TO QUESTION ON NOTICE**



---

STEVE DOSZPOT MLA : To ask the Minister for Tourism Sports & Recreation

Ref., BP3, p 220 Project Rollovers and re-profiling

In relation to : Where we will play initiative

- (1) Why has this initiative's completion date drifted out yet again
- (2) What is now or still included in the program?
- (3) What 'planning and scoping issues ' have caused the delays?


ANDREW BARR MLA : The answer to the Member's question is as follows:—

- (1) The initiative's completion date changed due to further work being required in relation to the design and submission of a Development Application for the proposed Lake Tuggeranong Stormwater Reticulation Scheme. As a result of the Independent Competition and Regulatory Commission (ICRC) draft *Secondary water use in the ACT* report, which was released on the 14 May 2012, the construction of the proposed Lake Tuggeranong Stormwater Reticulation Scheme has been deferred.
- (2) The construction of onsite tanks and pump stations at the Kambah and Wanniasa District Playing Fields has been completed, which will provide adequate onsite pressure to irrigate these sportsgrounds in accordance with best practice irrigation practices and reduce water wastage. The onsite tanks have been designed and can be connected to any future stormwater scheme.

Further onsite tanks and pump stations will be constructed at Southwell Park, Hackett Neighbourhood Oval and Downer Neighbourhood to support these sportsgrounds being connected to the Inner North Stormwater Reticulation Scheme. A study to investigate the feasibility to convert Woden Park to all weather synthetic athletics track will also be progressed in 2012-13.

- (3) Further planning issues that have caused delays relate to finalisation of the design and submission of a Development Application for the Lake Tuggeranong Stormwater Reticulation Scheme and the change of scope to no longer construct the Lake Tuggeranong Stormwater Reticulation Scheme, consistent with the draft *ICRC Secondary water use in the ACT* report.

Approved for circulation to the Select Committee on Estimates 2012-2013

Signature: 

Date: 13.7.12


By the Minister for Tourism, Sport and Recreation, Andrew Barr MLA



**LEGISLATIVE ASSEMBLY FOR THE AUSTRALIAN CAPITAL TERRITORY**  
**SELECT COMMITTEE ON ESTIMATES 2012-2013**

---

**ANSWER TO QUESTION ON NOTICE**



---

STEVE DOSZPOT MLA: To ask the Minister for Tourism Sports & Recreation

Ref: BP4, p 237 Output 1.4 Sport and Recreation

In relation to: Government programs to tackle homophobia in sport \$272,000

- (1) From what program is funding for this initiative to be sourced?
- (2) What evidence was used as the basis on which this programme was designed?
- (3) How were the sports selected and what sports are included in the program?
- (4) What success measures will be used to determine the effectiveness of this program?

ANDREW BARR MLA: The answer to the Member's question is as follows:-

- (1) Funding for the Inclusive Sport Project has been sourced through a GPO budget allocation. The program is funded for two years (\$134,000 in 2012-13 and \$138,000 in 2013-14).
- (2) The Inclusive Sport Program will not solely focus on addressing homophobia in sport. The program will also address the following key issues:
  - discrimination;
  - harassment;
  - bullying; and
  - abuse.

The program will incorporate aspects of the Fair go, sport! model, which has been managed by the Victorian Equal Opportunity & Human Rights Commission (VEOHRC) in partnership with the Australian Sports Commission (ASC) and Hockey Victoria. This program aims to promote safety and inclusiveness for gay, lesbian, bisexual, transgender and intersex (GLBTI) people involved in hockey and has resulted from the considerable research which suggests sport can be a site of discrimination on the grounds of someone's (known or assumed) sexuality or gender identity. A literature review conducted by La Trobe University on behalf of VEOHRC highlighted the issues faced by GLBTI people when it came to participating in sport and recreation.

In addition, the initiative will incorporate educational resources from the Play by the Rules program on how to prevent/reduce harassment and bullying on and off the field. Play by the Rules (<http://www.playbytherules.net.au/>) is a free website that aims to raise awareness among sport and recreation organisations of their responsibilities under legislation and sport law to keep Australian sport inclusive, safe and fair.

Play by the Rules is a joint initiative involving the Australian Sports Commission, the Australian Human Rights Commission, all state and territory sport and recreation departments and anti-discrimination agencies including the ACTHRC. Sport and Recreation Services (SRS) is a strong supporter of this national initiative. The resources available through this program are considered to be best practice for the industry and all sporting organisations in the ACT are encouraged to incorporate these into their operations.

- (3) At this stage, Hockey ACT and Volleyball ACT have agreed to be involved in the pilot phase of the program. Hockey ACT have a strong understanding of the Fair go, sport! project through their association with Hockey Victoria. Volleyball ACT were approached to participate based on the involvement of GLTBI teams in the annual Good Neighbour Volleyball Tournament. Once this pilot phase is completed, there will likely be an opportunity for other organisations to become involved in the project.
- (4) As the funding was appropriated recently, SRS has undertaken only preliminary planning for the project. More comprehensive planning will take place in the coming months including the setting of performance measures for the project.

Approved for circulation to the Select Committee on Estimates 2012-2013

Signature: 

Date: 3.7.2012

By the Minister for Tourism, Sport and Recreation, Andrew Barr MLA



**LEGISLATIVE ASSEMBLY FOR THE AUSTRALIAN CAPITAL TERRITORY**  
**SELECT COMMITTEE ON ESTIMATES 2012-2013**

**QUESTION ON NOTICE**

**Mr Rattenbury: To ask the Treasurer**

[Ref: Treasury, Budget paper 4, page 461]

In relation to: **ACTEW Corporation's Advertising Budget**

Given that ACTEW has a role in promoting the conservation of water and energy amongst its customers, please can you advise:

1. What ACTEW's operating budget for water and energy conservation education is?
2. How much money was spent in 2011-12 on advertising to encourage water and energy conservation?
3. How much money has been allocated for conservation education in 2012-13?

**Treasurer : The answer to the Member's question is as follows:--**

I am advised that ACTEW has an active role in promoting the conservation of water. The Corporation does not participate in the promotion of energy conservation, as ACTEW's interest in, and the operations of, the electricity business are undertaken by the ActewAGL joint venture.

1. ACTEW's operating budget for water conservation education in 2011-12 was \$112,000. This excludes advertising.
2. \$314,406 was spent in 2011-12 on advertising to encourage water conservation. This is separate to the education budget.
3. \$120,000 has been allocated for water conservation education in 2012-13. This excludes advertising.

Approved for circulation to the Select Committee on Estimates 2012-2013

Signature: 

Date: 28.6.12

By the Treasurer, Andrew Barr MLA



**LEGISLATIVE ASSEMBLY FOR THE AUSTRALIAN CAPITAL TERRITORY**  
**SELECT COMMITTEE ON ESTIMATES 2012-2013**

**ANSWER TO QUESTION ON NOTICE**



AMANDA BRESNAN : To ask the Treasurer

Ref: Budget paper 4, page number 175

In relation to: ACT construction contracts

1. When deciding who will receive government contracts for construction projects:
  - a) How is a tendering company's safety record taken into account?
  - b) How is a tendering company's employment practices taken into account, including how many subcontractors the company uses, and whether the company has or is likely to engage in sham contracting?
  - c) What weight proportionally is given to the safety, employment practices, and price of the tendering companies when deciding if they should get the contract?
  - d) What background checking is performed on a tendering company's safety record and employment practices before being awarded a contract?
2. How many companies that have been contracted by the ACT Government are known to have engaged in sham contracting?
  - a) Which contractors are these and which projects did the Government engage them on?
3. For each of the following contracts from 2011-12, please state how many tenders were received and how cheap/expensive the winning contractor was compared to other tenders (i.e. please rank each winning contract as 'cheapest' or '2nd cheapest' or 'most expensive' etc):

Contract #	Contract
2011.17519.338	2011/2012 Asphalt Surfacing of ACT Roads
2011.15647.325	Black Spot Program 2010-11 Residual Works
2012.16845.120	Playground Shade Structures 2011/2012
2011.12842.323	Bus Stop Seat Concrete Works
2011.18635.110	Belconnen Bus Depot- Asphalt Patching
2012.17968.112	Mugga Lane Pavement Improvements Stage 1
2012.17770.320	Gungahlin Drive Extension Stage 2 - Landscaping Enhancements & Maintenance
2012.14806.320	Belconnen to City Transitway Stage 1 - City Sector
C2009.59	Duplication of the Gungahlin Drive Extension Stage 2

2011.16831.210	Woden, Weston, Tuggeranong footpath repairs and associated works, P10/16
2011.17045.313	Namadgi P-10 School Pedestrian Bridge
2011.14973.338	Rural Road Maintenance and Upgrade Services
2012.18073.312	Black Spot Projects 2011/12 Construction
2011.18480.300	Southside Footpath Repairs & Associated Works
2011.18483.300	Southside Footpath Repairs & Associated Works
2011.18481.300	Inner North, Belconnen, Gungahlin Footpath Repairs & Associated Works
2011.18482.300	Bass Garden Griffith & Kemble Court Mitchell, asphalt Footpath Repairs & Associated Works
2012.18385.310	Strengthen Bridge 2051 Barry Drive (Construction)
2011.17511.312	Black Spot Program 2011/12
2011.15048.330	Park and Ride- Mitchell and Mawson
2011.17617.224	Provision of Dryland Mowing Services
2011.15237.217	Mass Application of Engineering Treatment, Traffic Management and Safety
2011.17522.121	Resealing of ACT Roads 2011/2016
2011.16291.312	London Circuit Verge Refurbishment Stage 2
2012.18038.320	Sutton Road Pavement Rehabilitation- Separable Portion 1
2011.15326.320	Barry Drive/Clunies Ross Street Intersection Upgrade
2011.16331.338	Concrete Footpath Grinding
2011.17901.901.01	Belconnen & Gungahlin Footpath Repairs & Associated Works
2011.17761.901.01	Concrete Footpath Repairs and Associated Works Inner North
2011.14833.420	Concrete Pads for Bus Stops 2011 Package 2
2011.14833.430	Concrete Pads for Bus Stops 2011 Package 3
2011.14833.410	Concrete Pads for Bus Stops 2011 Package 1
LDA 17962.110	Landscape Works Franklin 2C & Rear Laneways
LDA 11/17111	Franklin Estate Stage 1B1, 1B2, 1C & 1E Repairs to Driveways, Footpaths and Strip Hazards
2011.17290.311	Molonglo 2- Coppins Crossing Sewer Pumping Station & Rising Main
2011.14338.926	National Arboretum- Services and Earthworks Stage 4
2012.19191.110	Canberra CBD Upgrade - London Circuit Stage 4
LDA PO L12092	Bonner 1b Stage 2 Rectification of Defects
2011.15913.913	National Arboretum Visitors Centre Lower Roof Structural Steel
2011.15384.110	Kingston Foreshore Public Realm Package 2- Landscaping and Associated Works

**TREASURER:** The answer to the Member's question is as follows:--

1.

- a) Shared Services Procurement keeps performance reports on its contractors and refers to these in the evaluation of tenders. Organisations' safety records are taken into account when the tender evaluation team is assessing the risks of each tender.
- b) Tendering organisations for construction projects must hold certification under the Compliance with Industrial Relations and Employment (IRE) Obligations Strategy for ACT Capital Works Projects and submit a signed Ethical Suppliers Statutory Declaration, declaring that they will comply with all relevant legislation, with their tenders.
- c) The evaluation methodology for tenders will vary depending on the specific requirements of the project. Evaluations of tenders will assess the level of risks for all criteria, including safety and employment practices.

- d) Shared Services Procurement consults contractors' performance reports as part of the tender evaluation process.

Also, a list of tenderers for each procurement is notified on a public noticeboard at Shared Services Procurement in Dame Pattie Menzies House, Dickson and on the Shared Services Procurement website, as well as being faxed for information to UnionsACT, the Environment Protection Authority (for capital works projects only) and Leave ACT. These organisations will advise Shared Services Procurement if they consider a particular tenderer has a poor employment, safety and/or environmental record.

2. The Government is not aware of contracting with any organisations against which allegations of sham contracting have been substantiated.

a) Not applicable

3. The table below has been populated by using information from the Contracts Register and the lists of tenderers that are published when tenders are opened and registered.

Not all the contracts listed have tender numbers that match exactly to the contract number so it is not always clear using these sources how many tenders were received. Most, but not all, construction tenders are listed in apparent bid order when registered.

Where information has not been provided, the Government is unable to respond within the required timeframe as it would require potentially complex reviews of individual project files, which may be archived.

Contract #	Contract	Number of Tenders	Price ranking
2011.17519.338	2011/2012 Asphalt Surfacing of ACT Roads	-	-
2011.15647.325	Black Spot Program 2010-11 Residual Works	3	Lowest Apparent Bid
2012.16845.120	Playground Shade Structures 2011/2012	6	Lowest Apparent Bid
2011.12842.323	Bus Stop Seat Concrete Works	3	Lowest Apparent Bid
2011.18635.110	Belconnen Bus Depot- Asphalt Patching	2	Lowest Apparent Bid
2012.17968.112	Mugga Lane Pavement Improvements Stage 1	6	Lowest Apparent Bid
2012.17770.320	Gungahlin Drive Extension Stage 2 - Landscaping Enhancements & Maintenance	2	Lowest Apparent Bid
2012.14806.320	Belconnen to City Transitway Stage 1 - City Sector	-	-
C2009.59	Duplication of the Gungahlin Drive Extension Stage 2	-	-
2011.16831.210	Woden, Weston, Tuggeranong footpath repairs and associated works, P10/16	-	-
2011.17045.313	Namadgi P-10 School Pedestrian Bridge	7	Lowest Apparent Bid
2011.14973.338	Rural Road Maintenance and Upgrade Services	-	-
2012.18073.312	Black Spot Projects 2011/12 Construction	-	-

2011.18480.300	Southside Footpath Repairs & Associated Works	2	Lowest Apparent Bid
2011.18483.300	Southside Footpath Repairs & Associated Works	3	Lowest Apparent Bid
2011.18481.300	Inner North, Belconnen, Gungahlin Footpath Repairs & Associated Works	3	2 <sup>nd</sup> Lowest Apparent Bid
2011.18482.300	Bass Garden Griffith & Kemble Court Mitchell, asphalt Footpath Repairs & Associated Works	7	Lowest Apparent Bid
2012.18385.310	Strengthen Bridge 2051 Barry Drive (Construction)	-	-
2011.17511.312	Black Spot Program 2011/12	-	-
2011.15048.330	Park and Ride- Mitchell and Mawson	3	Lowest Apparent Bid
2011.17617.224	Provision of Dryland Mowing Services	-	-
2011.15237.217	Mass Application of Engineering Treatment, Traffic Management and Safety	-	-
2011.17522.121	Resealing of ACT Roads 2011/2016	1	One Bid
2011.16291.312	London Circuit Verge Refurbishment Stage 2	7	Lowest Apparent Bid
2012.18038.320	Sutton Road Pavement Rehabilitation- Separable Portion 1	6	Lowest Apparent Bid
2011.15326.320	Barry Drive/Clunies Ross Street Intersection Upgrade	6	Lowest Apparent Bid
2011.16331.338	Concrete Footpath Grinding	-	-
2011.17901.901.01	Belconnen & Gungahlin Footpath Repairs & Associated Works	2	Highest Apparent Bid
2011.17761.901.01	Concrete Footpath Repairs and Associated Works Inner North	3	Lowest Apparent Bid
2011.14833.420	Concrete Pads for Bus Stops 2011 Package 2	3	Lowest Apparent Bid
2011.14833.430	Concrete Pads for Bus Stops 2011 Package 3	3	Lowest Apparent Bid
2011.14833.410	Concrete Pads for Bus Stops 2011 Package 1	3	Lowest Apparent Bid
LDA 17962.110	Landscape Works Franklin 2C & Rear Laneways	4	Lowest Apparent Bid
LDA 11/17111	Franklin Estate Stage 1B1, 1B2, 1C & 1E Repairs to Driveways, Footpaths and Strip Hazards	-	-
2011.17290.311	Molonglo 2- Coppins Crossing Sewer Pumping Station & Rising Main	-	-
2011.14338.926	National Arboretum- Services and Earthworks Stage 4	5	Lowest Apparent Bid
2012.19191.110	Canberra CBD Upgrade - London Circuit Stage 4	3	Lowest Apparent Bid
LDA PO L12092	Bonner 1b Stage 2 Rectification of Defects	-	-
2011.15913.913	National Arboretum Visitors Centre Lower Roof Structural Steel	3	Lowest Apparent Bid
2011.15384.110	Kingston Foreshore Public Realm Package 2- Landscaping and Associated Works	4	Lowest Apparent Bid

Approved for circulation to the Select Committee on Estimates 2012-2013

Signature: *Andrew Barr*

Date: 29-6-12

By the Treasurer, Andrew Barr MLA

---

1. 1

2. 2



**LEGISLATIVE ASSEMBLY FOR THE AUSTRALIAN CAPITAL TERRITORY**  
**SELECT COMMITTEE ON ESTIMATES 2012-2013**

**ANSWER TO QUESTION ON NOTICE**



AMANDA BRESNAN : To ask the Treasurer

Ref: Budget paper 4, page number 175

In relation to: Contracting for construction of Majura Parkway

1. Please provide detail on how the Majura Parkway tender is structured, including what weight it will give to safety and employment practices of the company contracted to undertake the works?
2. What safeguards will the contract/procurement process include to guarantee safety on the construction site and best practice safety practices by the winning company?
3. What safeguards will the contract/procurement process include to guarantee fair and legal employment practices by the winning company, including guarantees to prevent sham contracting?
4. What safeguards will the contract/procurement process include to ensure that any subcontractors used by the winning company also meet appropriate safety standards, use fair and legal employment practices, and do not engage in sham contracting?
5. Will any of the safeguards or practices referred to in (2), (3) and (4) differ from typical road construction contracts used in the ACT?

TREASURER: The answer to the Member's question is as follows:—

1. The tender for construction of Majura Parkway is only open to organisations that are prequalified at the highest level for construction of roads and bridges. In order to be prequalified at this level, organisations must have full third party AS/NZS ISO certification for their safety, environmental and quality management systems. In relation to employment practices, all organisations tendering for work on ACT Government construction sites must now be certified as compliant with all industrial relations and employment legislation.

As well as this, management of work health and safety is an individual item in the evaluation criteria for this project and will therefore be considered separately. Tenderers must be accredited under the Australian Government Building and Construction OHS Accreditation Scheme, established by the *Building and Construction Industry Improvement Act 2005*, at the time of tender close.

2. NSW Road and Maritime Services specifications, requiring regular auditing by the superintendent throughout the project, are being used for the Majura Parkway. The Commonwealth Government will also audit on several occasions to ensure the contractor's system is being implemented as per the AS/NZS ISO certification.
3. The *Compliance with Industrial Relations and Employment (IRE) Obligations Strategy for ACT Capital Works Projects* requires that all organisations undertaking 'building work' as defined in section 5 of the *Building and Construction Industry Improvement Act 2005 (Cth)* must be certified with Shared Services Procurement as compliant with their industrial relations and employment obligations. Organisations must be certified at the time of tendering and, if successful, must remain certified for the duration of the ensuing contract. Achieving certification involves being audited by an auditor who is registered with Shared Services Procurement. The Strategy applies to head contractors as well as subcontractors and tradespersons undertaking building works for the ACT Government.

The ACT Government also requires tenderers for procurements where labour is exerted to sign an Ethical Suppliers Statutory Declaration, declaring that they will comply with all relevant legislation.

Contractors must submit a Statutory Declaration with each claim for payment, declaring that all employees and subcontractors have been appropriately paid.

4. The safeguards in the response to question 3 above, that is *Compliance with Industrial Relations and Employment (IRE) Obligations Strategy for ACT Capital Works Projects*, Ethical Suppliers Declaration and Statutory Declarations used when claiming payments, apply to subcontractors as well as to head contractors.
5. The safeguards being applied to the Majura Parkway project are broadly the same, with the exception of the safety auditing as described in the response to question 2. Traditionally, periodic safety auditing is conducted by the superintendent.

Approved for circulation to the Select Committee on Estimates 2012-2013

Signature: 

Date: 29-6-12


By the Treasurer, Andrew Barr MLA



**LEGISLATIVE ASSEMBLY FOR THE AUSTRALIAN CAPITAL TERRITORY**

**SELECT COMMITTEE ON ESTIMATES 2012-2013**

**QUESTION ON NOTICE**



**Brendan Smyth MLA: To ask the Treasurer:**

[Ref: Budget paper 4, page. 175, Output Class 3]

In relation to — **Shared Services 2011-12 Process Improvements Review**

Shared Services Centre implementation of process improvements arising from the 2011–12 review of finance and human resource business processes to achieve efficiencies.

- a) Is there a written document that summarises the outcomes of the 2011–12 review of the finance and human resource business processes?
- b) Can a copy of this document be provided to the Committee?

**Treasurer: The answer to the Member's question is as follows:—**

- a) There is no publicly available document that summarises the outcomes of the 2011-12 review of the finance and human resources business processes. The review was undertaken through an extensive analysis and process mapping exercise undertaken by staff and improvements were implemented as part of the ongoing streamlining process.
- b) No, EREC documents are Cabinet in Confidence.

Approved for circulation to the Select Committee on Estimates 2012-2013

Signature: *Andrew Barr*

Date: 28.6.2012

By the Treasurer, Andrew Barr MLA



**LEGISLATIVE ASSEMBLY FOR THE AUSTRALIAN CAPITAL TERRITORY**  
**SELECT COMMITTEE ON ESTIMATES 2012-2013**

**ANSWER TO QUESTION ON NOTICE**



AMANDA BRESNAN: To ask the Minister for the Environment and Sustainable Development.

[Ref: BP4 p314-17 (accountability indicators)]

In relation to : Modal share indicator

In previous budgets the Budget showed an indicator in the ACTION section called "increase in modal share" (in last year's budget it showed an outcome of 1.5% against a target of 2.9%). Last year's note to the indicator says the indicator is discontinued from ACTION as it was being transferred to the Sustainable Development Directorate.

However, the indicator is not in this year's budget.

- 1) Please explain exactly what this indicator measured and how this was calculated?
- 2) What is the "increase in modal share" result for this year.
- 3) Why was this indicator not re-included this year?
- 4) What is the difference between the old "increase in modal share" indicator and the new method the Government will use to monitor changes in mode share?
- 5) How often will modal share results be updated in the future?

SIMON CORBELL MLA : The answer to the Member's question is as follows:-


- 1) This indicator aimed to measure the share of adult passengers travelling to work using ACTION buses. It was a surrogate measure based on the number of adult fares each Tuesday before 12:30pm adjusted to take into account the impact of holiday periods, monthly employment figures and census data.
- 2) This is measured using ABS Census data on Journey to Work. ABS has scheduled to release this data by the end of November 2012. The increase in modal share will be calculated based on the ABS data.
- 3) Transport for Canberra released in March 2012 identified targets, performance measures (indicators) and approach to measurements. Reporting on mode share will be part of annual Transport for Canberra report cards, with the first to be released in 2013 once the 2011 Census data has been released and analysed.

4) The new mode share methodology will use the added capabilities of new ticketing system (Myway) and supplement ABS census on working population. Indicators will cover weekday/ weekend patterns, distance of trips and bus route performance.

5) Information based on Myway data will be updated annually and Census figures five yearly.

Approved for circulation to the Select Committee on Estimates 2012-2013

Signature:



Date 3.7.12

By the Minister for the Environment and Sustainable Development, Simon Corbell, MLA



**LEGISLATIVE ASSEMBLY FOR THE AUSTRALIAN CAPITAL TERRITORY**  
**SELECT COMMITTEE ON ESTIMATES 2012-2013**

**ANSWER TO QUESTION ON NOTICE**



Ms Bresnan MLA: To ask the Minister for Health

Ref: Health, Budget paper 4, page number 65, output class 1.1


In relation to: Visiting Medical Officers

1. According to ACT Health's audited financial statements expenses relating to Visiting Medical Officers rose by 5.8% in 2009-10 and 18.46% in 2010-11. What strategies does ACT Health have in place to contain annual increases in the costs of Visiting Medical Officers?
2. What are the expected costs for Visiting Medical Officers in 2012-13 and forward estimate years?

Ms Gallagher MLA: The answer to the Member's question is as follows:-

1. VMO's are a very important part of the Health Directorate's workforce. It is estimated that the VMO expense for 2011-12 will be \$25.14M which is 9% lower than the 2010-11 result. This decrease and the low future estimated costs are primarily as a result of the permanent recruitment to Staff Specialist vacancies.
2. Estimated costs are:  
  
2012-13 - \$25.697M  
2013-14 - \$26.725M  
2014-15 - \$27.794M  
2015-16 - \$28.905M

Approved for circulation to the Standing Committee on Estimates 2012-2013

Signature: 

Date: 2.7.12

By the Minister for Health, Katy Gallagher MLA



# LEGISLATIVE ASSEMBLY FOR THE AUSTRALIAN CAPITAL TERRITORY

## SELECT COMMITTEE ON ESTIMATES 2012-2013

### ANSWER TO QUESTION ON NOTICE



Ms Bresnan MLA: To ask the Minister for Health

[Ref: Budget paper 4, page number 587]

In relation to : Full Time Equivalent (FTE) employees in Health Directorate

1. I note the following staff classifications (Head Count) as at 30 June 2011, from the 2010-11 Health Directorate Annual Report:

Administrative Officers	872
Dental	16
Executive Services	18
General Services Officers & Equivalent	444
Health Assistants	64
Graduate Administrative Officers	0
Health Professional Officers	912
Information Technology Officers	2
Medical Officers	690
Nursing Staff	2391
Professional Officers	15
Senior Officers	329
Teachers	1
Technical Officers	191
Trainees and Apprentices	8
<b>Total</b>	<b>5953</b>

- a) Could you please provide the estimated staffing outcome for the 2011-12 financial year to date (by FTE) using the classification table listed above?
- b) Could you please provide the budgeted staffing outcome for 2012-13 and the three forward estimate years (by FTE) using the classification table listed above?

Ms Gallagher MLA: The answer to the Member's question is as follows:-

- (a) The Estimated Employment Level for 2011-12 included in the 2012-2013 budget papers was 5411 FTE. This number was not calculated by classification. 2012-13 Budget Paper No. 4 page 56.

The preliminary Headcount and FTE for inclusion in the 2012-13 Health Directorate Annual Report is as follows:


<b>Classification</b>	<b>Headcount</b>	<b>FTE</b>
Administrative Officers	874	795.01
Dental	14	10.85
Executive Services	20	20
General Service Officers & Equivalent	440	388.96
Health Assistants	84	61.65
Graduate Administrative Officers	1	1
Health Professional Officers	955	832.67
Information Technology Officers	8	8
Medical Officers	739	668.32
Nursing Staff	2542	2136.98
Professional Officers	18	16.14
Senior Officers	334	316.93
Teachers	1	0.47
Technical Officers	196	162.45
Trainee and Apprentices	3	3
<b>Total</b>	<b>6229</b>	<b>5422.44</b>

- (b) The Estimated Employment Level for the Health Directorate for 2012-13 included in the budget papers was 5549 FTE. This amount includes an additional 138 FTE made up as follows:

<b>Classification</b>	<b>FTE</b>
Nurses	98.67
Doctors	13
Admin	9.3
Allied Health and other classifications	42.73
Projected Savings	-26
<b>Total</b>	<b>137.7</b>

The growth by classification for the three forward years has not been calculated and will be considered when budget proposals for growth funding are approved.

Approved for circulation to the Standing Committee on Estimates 2012-13

Signature: 

Date: 2.7.12

By the Minister for Health, Ms Katy Gallagher MLA



**LEGISLATIVE ASSEMBLY FOR THE AUSTRALIAN  
TERRITORY**

SELECT COMMITTEE ON ESTIMATES 2012-2013

**ANSWER TO QUESTION ON NOTICE**



Ms Bresnan MLA : To ask the Minister for Health

Ref: Budget paper no 4, page number 65

In relation to : Mental health funding

1. In 2012-13, how much funding has the ACT Health allocated for:
  - a. Hospital based acute mental health services in total?
    - i. capital works relating to hospital based acute mental health services?
    - ii. non-capital related hospital based acute mental health services?
  - b. ACT Health community based mental health services in total?
    - i. capital works relating to ACT Health community based mental health services
    - ii. non-capital related ACT Health community based mental health services?
  - c. Mental health services provided by the community sector in total?
    - i. capital works relating to mental health services provided by the community sector?
    - ii. non-capital related mental health services provided by the community sector?
2. In relation to whole of government funding for mental health services, can you please identify what money is coming through Directorates other than ACT Health that will be allocated towards improving access or providing services or assistance to people affected by mental illness? What are these services and what is the level of ACT Government funding for each of these services?


Ms Gallagher MLA: The answer to the Member's question is as follows:—

1. Health Directorate funding allocated in 2012-13 for:
  - a. Hospital Based acute mental health services in total – \$20.5 million, with an additional \$6.0 million for Calvary acute mental health services funded through the Local Hospital Network.
    - i. Capital works relating to ACT hospital based acute services: \$2m allocated in the 2012-13 Budget forward design of a Secure Adult Mental Health Unit.
    - ii. Non-capital related hospital based mental health services – \$18.5 million (this does not include the \$6.0 million funded to Calvary Health Care for mental health inpatient services through the ACT Local Hospital Network).
  - b. Health Directorate community based mental health services total – \$42.6 million

- i. Capital works relating to ACT community based mental health services - \$0
  - ii. Non-capital related ACT community based mental health services - \$42.6 million
- c. Mental health services provided by the community sector in total \$16.529 million
- i. capital works relating to mental health services provided by the community sector - \$0
  - ii. non-capital related mental health services provided by the community sector - \$16.529 million
2. In answer to the question on whole of government funding for mental health services; in December 2010, I wrote to my ministerial colleagues requesting this information on a one off basis. This request has not been repeated during the last twelve months.

Funding of \$22,444,867 was committed during 2009-10 to support Directorates across ACT Government towards improving access or provide mental health services or assistance to people affected by mental illness (please see Attachment A for details of each Directorate's activities and funding amounts).

Approved for circulation to the Standing Committee on Estimates 2012-2013

Signature: 

Date: 26.7.10

By the Minister for Health, Katy Gallagher MLA



**LEGISLATIVE ASSEMBLY FOR THE AUSTRALIAN CAPITAL TERRITORY**  
**SELECT COMMITTEE ON ESTIMATES 2012-2013**

**ANSWER TO QUESTION ON NOTICE**



Ms Bresnan MLA : To ask the Minister for Health

Ref: Budget paper 4, page number 67

In relation to: Early intervention and prevention

1. What is the breakdown of funding under Output 1.6 Early intervention and prevention?

Ms Gallagher MLA: The answer to the Member's question is as follows:—

Breakdown of 1.6:

Acute Services	29,028
Mental Health and Alcohol & Drug Services	9,500
Population Health	11,498
Cancer Services	11
Rehabilitation, Aged and Community Services	9,606
Overheads	18,851
	<b>78,493</b>

Approved for circulation to the Standing Committee on Estimates 2012-2013

Signature: *K. Gallagher*

Date: 2.7.12

By the Minister for Health, Katy Gallagher MLA



# LEGISLATIVE ASSEMBLY FOR THE AUSTRALIAN CAPITAL TERRITORY

## SELECT COMMITTEE ON ESTIMATES 2012-2013

### ANSWER TO QUESTION ON NOTICE



Ms Bresnan MLA: To ask the Minister for Health

Ref: Health, Budget paper 4, page number 65, output class 1.1

In relation to: Comcare premiums

1. According to ACT Health's audited financial statements there has been a year on year increase in Comcare premiums. What steps has the ACT Government taken over recent years to reduce those premiums and to what degree have those strategies been successful?

Mr Barr MLA : The answer to the Member's question is as follows:–

A number of strategies are focussed on reducing the pressure on the workers compensation premium in the Health Directorate:

- The Directorate's workplace safety management system assists the organisation identify, manage and monitor safety risks.
- Workplace safety representatives and managers receive training in work safety, particular in relation to the work safety legislation, manual tasks, work station set-ups, and dealing with violence and aggression.
- A holistic Early Intervention Physiotherapy Service to staff who have a muscular-skeletal accident or injury in the workplace and occupational medicine services.
- Immunisation services and the occupational medicine unit assist in the prevention of infectious disease transmission to healthcare workers.
- The Workplace health team focus on addressing the ongoing health, safety and welfare of employees injured in the course of their work to limit the impact on their lifestyle and on organisational performance.
- 'my health', the Health Directorate's staff health and wellbeing program aims to provide Health Directorate employees with increased access to information and programs that support healthy lifestyle change in areas such as physical activity, nutrition, smoking and emotional health and wellbeing, and to assist the Health Directorate as an employer to continue to build its capacity to provide a supportive environment for employees in healthy living matters.
- At a whole of government level, the directorate is actively participating in the placement of injured workers who are ready to return to work.

The success of these strategies is seen in the prevention of compensable injury and the trended decrease in workers compensation premium. The number of claims accepted by Comcare has been fallen recently, with 110 accepted claims in 2010 and 86 in 2011. In the 7 years from 2004-05 to 2010-11, the workers' compensation premium rate steadily decreased from 4.65% to 3.34%.

Approved for circulation to the Standing Committee on Estimates 2012-2013

Signature: *Andrew Barr*

Date: 19.7.12

By the Acting Minister for Health, Andrew Barr MLA



**LEGISLATIVE ASSEMBLY FOR THE AUSTRALIAN CAPITAL TERRITORY**  
**SELECT COMMITTEE ON ESTIMATES 2012-2013**

**ANSWER TO QUESTION ON NOTICE**



Ms Bresnan MLA: To ask the Minister for Health

In relation to: Breast screening

1. Does ACT Health issue reminders for breast screen checks to women outside the current target group, in particular for women aged 70 and over?
2. If not, is ACT Health considering issuing reminders for women aged 70 and over? And if not, why not?

Ms Gallagher MLA: The answer to the Member's question is as follows:-

1. Women aged 70 and over are eligible for free breast screening with BreastScreen ACT. In line with BreastScreen Australia strategies, BreastScreen ACT does not issue routine reminders for mammograms to women over 70 years of age.
2. BreastScreen Australia is targeted specifically at women without symptoms aged 50-69 years. Evidence shows that screening has the greatest potential to prevent mortality from breast cancer for this age group.

BreastScreen Australia will continue to review this policy as new research becomes available.

Extending the recommended age for breast screening was considered as part of the BreastScreen Australia Evaluation in 2010. Outcomes of this evaluation have not been finalised.

Approved for circulation to the Standing Committee on Estimates 2012-2013

Signature: *K. Gallagher*

Date: 2.7.12

By the Minister for Health, Katy Gallagher MLA



# LEGISLATIVE ASSEMBLY FOR THE AUSTRALIAN CAPITAL TERRITORY

## SELECT COMMITTEE ON ESTIMATES 2012-2013

### ANSWER TO QUESTION ON NOTICE



Ms Bresnan MLA : To ask the Minister for Health

[Ref: Budget paper 4, page number 65]

In relation to : Alcohol and Drug Services

1. In 2012-13, how much funding is allocated to Alcohol and Drug Services under Output 1.2?
  - a. How much of that funding is allocated to services provided by ACT Health?
  - b. How much of that funding is allocated to services provided by the community sector?
2. In 2012-13, how much funding is allocated by ACT Health to Alcohol and Drug Services via Outputs other than Output 1.2?
3. In 2012-13, how much funding is allocated by Directorates other than ACT Health to Alcohol and Drug Services?

Mr Barr MLA : The answer to the Member's question is as follows:–

1. In 2012-13, \$7,750,320 in total is allocated to Alcohol and Drug Services under Output 1.2 (Budget paper 4, page number 65)
  - a. \$7,750,320 is allocated to services provided directly by the Health Directorate. This is an approximate as the budget allocation for the Health Directorate's Alcohol and Drug Service has not been finalised.
  - b. No funding is allocated under Output 1.2 to non-government organisations by the Health Directorate to provide alcohol and drug services.
2. In 2012-13, \$8,819,231 in total is allocated by the Health Directorate to alcohol and drug services via Outputs other than Output 1.2:
  - a. \$243,000 is allocated to alcohol and drug services provided directly by the Health Directorate. This funding comes from the Australian Government Department of Health and Ageing for the ACT Early Intervention Pilot Project.
  - b. \$8,576,231 is allocated to non-government organisations by the Health Directorate to provide alcohol and drug services. This includes: Directions ACT, Ted Noffs Canberra, Karralika Programs Inc, Toora Women Inc, Salvation Army – Canberra Recovery Service, Catholic Care, Canberra Alliance for Harm Minimisation and Advocacy, Winnunga Nimmityjah Aboriginal Health Service and Gugan Gulwan Youth Aboriginal Corporation.

3. In 2012-13, \$700,000 is allocated by Directorates other than the Health Directorate to alcohol and drug services. ACT Corrective Services in the Justice and Community Safety Directorate advises it does not have a specific budget allocation for the SOLARIS Therapeutic Community in the Alexander Maconochie Centre (jointly operated by Karralika Programs Inc through funds provided by the Australian Government Department of Health and Ageing) but it is expected to cost in the order of \$700,000 in 2012-13. Corrective Services also advise it is not able to provide a specific figure for the funding allocated to alcohol and drug services provided to clients on an as-needs basis.

Approved for circulation to the Standing Committee on Estimates 2012-2013

Signature: 

Date: 19.7.12

By the Acting Minister for Health, Andrew Barr MLA



**LEGISLATIVE ASSEMBLY FOR THE AUSTRALIAN CAPITAL TERRITORY**

**SELECT COMMITTEE ON ESTIMATES 2012-2013**

**ANSWER TO QUESTION ON NOTICE**



Ms Bresnan MLA: To ask the Minister for Health

Ref: Health, Budget paper no 6, page number 66, output class #

In relation to : Air quality measurements

1. Is it correct that over the past 5 years, air quality at Summernats has only been tested once, in 2010? And if that is not correct when have other tests occurred?
2. Is ACT Health concerned that more frequent monitoring has not been conducted?
3. Will ACT Health be taking any measures to see that the frequency of monitoring is increased?

Ms Gallagher MLA : The answer to the Member's question is as follows:-

In relation to Question 1, the Health Directorate has not undertaken or commissioned air quality testing at Summernats over the last five years.

In relation to Question 2, Summernats is held over one weekend once a year. The burnout competition usually occurs for a maximum of ten hours over the weekend. The air monitoring equipment operated by Health Directorate is intended to measure long term trends in an air shed. It does not monitor short term, localised, sources of smoke. It may help identify sources of air pollution such as industrial activity or traffic which are amenable to long term control.

The source of smoke in this case is clearly identified, it is localised and it is short term. The measures which could potentially be directed are temporary, local environmental controls. Monitoring is not required to identify the source of smoke or measures which may be taken to reduce it.

In relation to Question 3, for the reasons outlined in the answer to Question 2 the Health Directorate will not be taking any actions that involve air monitoring at Summernats.

Approved for circulation to the Standing Committee on Estimates 2012-2013

Signature: *K. Gallagher*

Date: 10.7.12

By the Minister for Health, Katy Gallagher MLA



**LEGISLATIVE ASSEMBLY FOR THE AUSTRALIAN CAPITAL TERRITORY**  
**SELECT COMMITTEE ON ESTIMATES 2012-2013**



**ANSWER TO QUESTION ON NOTICE**

**Asked by Mr Rattenbury on 22 June 2012: The Treasurer took on notice the following question(s):**

[Ref: Treasury ICRC, Budget Paper 4, page 518]

In relation to : **Preparation of Greenhouse Gas Inventories by the ICRC**  
(p.518 states that you will publish the ACT's 2<sup>nd</sup> Greenhouse Gas Inventory in 2012-13)

- (1) When in 2012-13 will this be published?
- (2) The inventory will be released in 2012-13 but will be reporting upon 2009-10 performance – is there any way of reducing the time lag between reporting periods?
- (3) When are the 2010-11 and 2011-12 inventories expected?
- (4) Will the granularity of the data reported in the upcoming and subsequent inventories be the same as the 2008-09 inventory or are there plans to increase the granularity, for example more detailed sectoral breakdowns?
- (5) Does the ICRC prepare the greenhouse gas inventory for the ACT as a fee for service or at a fixed cost?
- (6) Does the ICRC need to purchase any data to produce the ACT greenhouse gas inventory? If so, how much does it cost?
- (7) What is the amount that the ICRC invoices the ACT Government for producing the ACT greenhouse gas inventory?
- (8) What is the actual cost of producing the inventory taking into account staff hours and the purchase of data?
- (9) What is the contribution of the transport sector to the greenhouse gas emissions?
- (10) Do you collect the data?
- (11) Can you provide a breakdown of the transport sector fuel usage by fuel type or should we direct the question to ESDD?

**TREASURER: The answer to the Member's question is as follows:-**

- (1) The 2010 greenhouse gas inventory must be provided to the Minister for the Environment and Sustainable Development by 30 September 2012.
- (2) The inventory uses data compiled by the Commonwealth Department of Climate Change and Energy Efficiency for producing the *State and Territory Green House Gas Inventories*. The *State and Territory Green House Gas Inventories 2009-10*, was published in April 2012. As there is a two year lag between the year of reporting and the reporting period due to data availability, there is currently no way of reducing the time lag between reporting periods.
- (3) The 2010-11 inventory is expected in 2013.  
  
The 2011-12 inventory is expected in 2014.
- (4) The data reported in the inventory is dependent on the quality of available of source data. The Commission is liaising with the Environment and Sustainable Development Directorate, and will continue to do so, on matters relating to reporting and data sources.
- (5) The Commission has a fixed price Service Agreement with the Environment and Sustainable Development Directorate (ESDD)..
- (6) To date, the ICRC has not had to purchase any data to produce the ACT greenhouse gas inventory.
- (7) The ICRC will be invoicing ESDD \$0.835m (excluding GST) over a four (4) year period for producing the ACT greenhouse gas inventory Annual Reports. Invoices are issued in accordance with the payment schedule in the Service Agreement. The payment schedule is not linked to the milestones in the Service Agreement.
- (8) The Commission is required to review the methodology and any additional reporting requirements with the Territory prior to the development of each Annual Report. With three (3) of the four (4) Annual Reports yet to be delivered, the Commission is continuing to develop methodologies and work plans, therefore the actual cost of producing the inventory is not yet known. The Commission does not anticipate the cost of producing the inventory will exceed the fee agreed in the Service Agreement.
- (9) The ACT greenhouse gas inventory report for 2008-09 shows transport emissions account for 21.8 per cent of ACT emissions excluding net emissions from land use, land use change and forestry.
- (10) Transport emissions are based on fuel sales data supplied by the ACT Government.
- (11) The Commission notes that data collected and reported is based on Commonwealth data and this data is reported with an approximate two year lag. The Commission does not provide a breakdown of emissions by type of transport. For the inventory produced for 2008-09, the contribution of the transport sector to ACT's greenhouse gas emissions was 919 gigagrams of CO<sub>2</sub> equivalent (CO<sub>2</sub>-e). This is 22.0% of the total inventory (including land use, land-use change and forestry(LULUCF)) or 21.9% of the total inventory excluding LULUCF.

The 919 Gg of CO<sub>2</sub>-e in transport emissions were made up of:

Auto gasoline	739.12	10.62
Ethanol	0.28	0.08
Automotive diesel oil (ADO)	135.46	1.94
Liquefied petroleum gas (LPG)	37.81	0.62
Natural gas	6.37	0.12

Approved for circulation to the Standing Committee on Estimates 2012-2013

Signature: *Andrew Barr*

Date: *3.7.2012*

By the Treasurer, Andrew Barr MLA





**LEGISLATIVE ASSEMBLY FOR THE AUSTRALIAN CAPITAL TERRITORY**  
**SELECT COMMITTEE ON ESTIMATES 2012-2013**

**ANSWER TO QUESTION TAKEN ON NOTICE**  
**DURING PUBLIC HEARINGS**



Asked by MR HARGREAVES on WEDNESDAY 20 JUNE 2012 : MR ANDREW BARR took on notice the following question(s):

Ref: Hansard Transcript Wednesday 20 June 2012, page 394-395

In relation to :

Can you provide a list of initiatives and implementation reports under the Affordable Housing Action Plan

MINISTER BARR : The answer to the Member's question is as follows:-

The list of 14 initiatives contained in the Affordable Housing Action Plan are as follows :

Increase the supply of rental accommodation

- Reduce land tax on properties with average unimproved land values between \$75,000 and \$390,000.
- Encourage institutional investment in affordable rental properties.
- Increase the supply of affordable rental properties through transfer of land or surplus properties to the community housing sector.
- Investigate a requirement for the delivery of public and community housing stock in large infill and greenfield residential developments.

Better utilising existing sites

- Provide grants to small clubs to assess the viability of their sites for residential development.
- Assess and consider options for facilitating residential development on underutilised community facility sites.
- Offer a lease variation charge remission to facilitate redevelopment or adaptive reuse of commercial accommodation that delivers affordable housing.

Relieving blockages to affordable purchase

- Introduce variable thresholds for affordable housing based on dwelling size.
- Commence abolition of stamp duty.

- Increase property and income thresholds for the Home Buyer Concession Scheme.
- Explore options for extending the OwnPlace scheme into englobo and joint venture developments.
- Investigate higher targets for affordable housing requirements in englobo releases.
- Develop a Sustainable Land and Affordable Housing Guide.

Short term accommodation

- Release land for short term accommodation.

There have been three Progress Reports to date on the implementation of Phase 1 and Phase II of the Affordable Housing Action Plan. Copies of the progress reports are available from the Affordable Housing Action Plan webpage at [http://www.economicdevelopment.act.gov.au/affordable\\_housing/action\\_plan](http://www.economicdevelopment.act.gov.au/affordable_housing/action_plan).

Progress reports on Phase III are expected to be completed in September 2012 and March 2013.

Approved for circulation to the Select Committee on Estimates 2012-2013

Signature: 

Date: 28.6.12

By the Minister for Economic Development, Andrew Barr



# LEGISLATIVE ASSEMBLY FOR THE AUSTRALIAN CAPITAL TERRITORY

## SELECT COMMITTEE ON ESTIMATES 2012-2013

### ANSWER TO QUESTION TAKEN ON NOTICE DURING PUBLIC HEARINGS



Asked by MR SMYTH on WEDNESDAY 20 JUNE 2012 : MS CATHY HUDSON took on notice the following question(s):

Ref: Hansard Transcript Wednesday 20 June 2012, page 409-410

In relation to :

Can you provide a reconciliation of your estimated employment levels and employee expenses?

MINISTER BARR : The answer to the Member's question is as follows:—

During 2011-12, EDD undertook a review of the existing structural arrangements to maximise the effectiveness of the Directorate by integrating functions where it enhanced outcomes and made the best use of resources and expertise. EDD also sought to ensure it had the capacity and flexibility to deliver the Government's priorities and foster cultural reform across the portfolio. This review included the cost effectiveness of the use of consultants versus employees in line with the Government policy.

This review resulted in efficiencies, new ways of working and integrated functions for the following areas:

- HR and Governance (EDD and LDA).
- Finance (EDD and LDA).
- Communications and community/business engagement (EDD and LDA).
- Events area (across EDD within Territory Venues and Events (TVE) in response to the Loxton Review).
- Ministerial, Cabinet and Policy.

The MOU between EDD and LDA outlines some of the integrated functions and the associated financial arrangements.

As part of this review the *actual* staffing structure was reduced from approximately 260 to approximately 220 positions - approximately 15%. Some positions were significantly changed and/or reclassified:

- 42 staff were identified as potentially excess;
- 19 staff are currently potentially excess; and
- 7 staff have been provided with or have been approved for voluntary redundancies.

E12-128

The Directorate is supporting displaced (potentially excess/excess) officers through initially internal redeployment options and then through the Shared Services Redeployment Panel. Unions have been consulted throughout the restructuring process.

Resolution of the excess positions will impact on the employment level within EDD and employee expenses

The tables below provides a comparison of the number of positions in the old structures (by Division) with the number of positions in the new structure (by Division).

Office of the Director General	3	3
Economic Development, Policy and Governance	73.21	63.96
Tourism, Events and Sport	140.05	120.95
Land Strategy & Finance	23	17
Land Development (EDD)	19	18
<b>EDD Totals</b>	<b>258.26</b>	<b>222.91</b>
GAA/Trainees	2	2

Land Strategy & Finance	41.7	38.3
Land Development (LDA)	64.6	65.6
<b>LDA Totals</b>	<b>106.3</b>	<b>103.9</b>
GAA/Trainees	3	3

Approved for circulation to the Select Committee on Estimates 2012-2013

Signature: 


Date: 27.6.2012

By the Minister for Economic Development, Andrew Barr



**LEGISLATIVE ASSEMBLY FOR THE AUSTRALIAN CAPITAL TERRITORY**  
**SELECT COMMITTEE ON ESTIMATES 2012-2013**

**ANSWER TO QUESTION TAKEN ON NOTICE**  
**DURING PUBLIC HEARINGS**



Asked by MR SMYTH on WEDNESDAY 20 JUNE 2012 : MR ANDREW BARR took on notice the following question(s):

Ref: Hansard Transcript Wednesday 20 June 2012, page 411-413

In relation to :

Can the Committee be provided with a reconciliation of job losses including projections for the out years?

MINISTER BARR : The answer to the Member's question is as follows:—

EDD Senior Executive will meet in early July to discuss options for the 2012-13 Budget savings and will then provide advice to the Minister including advice on any foreseeable job losses.

The Strategic Board will also consider whole of service initiatives and agency specific proposals and once this discussion has been finalised EDD may be in a position to provide a reconciliation of job losses for the 2012-13 financial year.

As part of the 2011-12 review, 42 officers were declared as potentially excess with 19 still potentially excess as at 22 June 2012. Until these excess positions are resolved they will continue to impact on EDD's ongoing employee expenses in 2012-13. Resolution of these excess positions will reduce the number of employees in EDD.

Approved for circulation to the Select Committee on Estimates 2012-2013

Signature: *Andrew Barr*

Date: 27.6.2012

By the Minister for Economic Development, Andrew Barr



**LEGISLATIVE ASSEMBLY FOR THE AUSTRALIAN CAPITAL TERRITORY**  
**SELECT COMMITTEE ON ESTIMATES 2012-2013**



**ANSWER TO QUESTION TAKEN ON NOTICE**  
**DURING PUBLIC HEARINGS**

Asked by MR COE on WEDNESDAY 20 JUNE 2012 : MR ANDREW BARR took on notice the following question(s):

[Ref: Hansard Transcript Wednesday 20 June 2012, pages 413-415]

In relation to :

- What proportion of blocks were released under the Land Rent Scheme in 2011-12.
- How many blocks in total were released in 2011-12?
- Can you provide the Committee with the value of the blocks sold under the Land Rent Scheme?
- How many participants in the scheme qualified for the discount land rent rate of two per cent of unimproved value?
- How many participants pay the standard four per cent rate.
- Would you also please advise how many blocks were returned or non-completions to the government by year and Estate?

MINISTER BARR : The answer to the Member's question is as follows:-

In 2011-12, 631 blocks were offered to market with the option of Land Rent. Of these, 426 (or 67.5 per cent) have been taken up under the Land Rent Scheme.

The 426 Land Rent blocks are worth \$119.1 million inc GST in total.

As at the end of May 2012, 108 (23 per cent) land rent participants qualified for the discount rate of 2%, and 360 (77 per cent) are paying at the standard rate of 4%.

The number of land rent rescissions by year and estate are provided in the table below.

Estate	09/10	10/11	11/12
Bonner	23	55	168
Dunlop		1	
Harrison		10	27
Wright		50	79
Jacka			4

When a block is rescinded, it is reoffered for sale and land rent is still available on that block.

Approved for circulation to the Select Committee on Estimates 2012-2013

Signature: *Andrew Barr*


Date: 29-6-12

By the Minister for Economic Development, Andrew Barr



**LEGISLATIVE ASSEMBLY FOR THE AUSTRALIAN CAPITAL TERRITORY**  
**SELECT COMMITTEE ON ESTIMATES 2012-2013**

**ANSWER TO QUESTION TAKEN ON NOTICE**  
**DURING PUBLIC HEARINGS**



Asked by MS LE COUTEUR on WEDNESDAY 20 JUNE 2012 : MR ANDREW BARR took on notice the following question(s):

Ref: Hansard Transcript Wednesday 20- June 2012, page 418

In relation to :

What has been publically said through community consultation meetings in relation to the commitment that CHC has to deliver on the Downer site?

MINISTER BARR : The answer to the Member's question is as follows:–

At a meeting with the Downer community on 14 December 2011 the Director General of the Economic Development directorate explained that neither the Government or CHC has committed to CHC developing the site. The Government did, however, invite CHC to explore design options for the Downer redevelopment, as explained to community information sessions in February and May 2012.

This was in line with the a partnership the Government established with CHC to assist with delivery of the Affordable Housing Action Plan. This partnership has seen the Government provide CHC with access to a \$70 million revolving finance facility in addition to the transfer of \$42 million of housing assets. In return CHC has committed to delivering 1,000 new affordable properties, for rent and sale, over the next decade. It is the intention of CHC to undertake design work on the Downer site to enable it to make an assessment of the project's viability. Further, CHC has committed to the inclusion in its design options of some affordable housing suited to older women.

CHC presented a range of potential design options to information sessions in May 2012, seeking community feedback, and presented a refined design option to a further community meeting on 27 June 2012. The consultation period ends on 20 July 2012.

Approved for circulation to the Select Committee on Estimates 2012-2013

Signature: *Andrew Barr*

Date: 27.6.12


By the Minister for Economic Development, Andrew Barr



# LEGISLATIVE ASSEMBLY FOR THE AUSTRALIAN CAPITAL TERRITORY

SELECT COMMITTEE ON ESTIMATES 2012-2013

**ANSWER TO QUESTION TAKEN ON NOTICE**  
**DURING PUBLIC HEARINGS**



Asked by MR SESELJA on WEDNESDAY 20 JUNE 2012 : MR ANDREW BARR took on notice the following question(s):

Ref: Hansard Transcript Wednesday 20 June 2012, page 421

In relation to :

In relation to the Government office block, can you provide a breakdown of \$4 million allocation provided in a recent QON including how much has been spent on the Gungahlin project to date?

MINISTER BARR : The answer to the Member's question is as follows:—

Since the 2006/07 financial year the Economic Development Directorate has expended \$4.001 million on the Government Office Block project. The bulk of this expenditure comprises:

- \$2.652 million for Cox Architecture for the project management of a large number of projects. Cox Architecture were responsible for the payment of sub-contractors involved in the projects. The projects included:
  - Development of the Statement of Requirements.
  - Development of the draft Fit Out Brief.
  - Coordination and development of the Financial Analysis.
  - Coordination and development of the Financing and Delivery Strategy.
  - Oversight of the Value Management Workshops – to align the Concept Design to the Aspirational Brief, Statement of Requirements and Engineering Services.
  - Development of Concept Design Studies.
  - Development of Issues Paper.
- \$0.131 million for Fife Capital for carrying out the market sounding.
- \$0.085 million for CBRE for the development of a purpose built economic modelling tool to critically analyse the broad range of options and variables specific to this project.
- \$0.072 million for ARUP for the development of the environmental strategy for this project and providing sustainability advice.

The remaining \$1.061 million comprises internal administrative and project management costs, procurement fees and a range of smaller consultancies including:

- Wilde and Woollard Quantity Surveyors who provided detailed costings on the project.
- Fife Capital who provided advice on the funding, ownership and project delivery models.
- ACIL Tasman who provided economic advice on key project elements.
- WorkSpaceLogic who provided detailed advice on business models to facilitate optimum co-location benefits.

The Gungahlin Office project has drawn heavily on the work undertaken for the Government Office Project and as a consequence the work required to develop the project has been considerably reduced. The 2011/12 Budget provided funding of \$150,000 for feasibility work on the Gungahlin Office project. To date, these funds have been expended on the following tasks:

- \$27,448 - Functional design brief and design advice.
- \$80,045 - Scoping study and feasibility assessment.
- \$ 1,451 - Financial assessment of registration of interest proponents.
- \$13,383 - Staff consultation and change management.
- \$ 3,300 - Valuations.
- \$21,000 - Project management and procurement fees.

Approved for circulation to the Select Committee on Estimates 2012-2013

Signature: 

Date: 28.6.12

By the Minister for Economic Development, Andrew Barr



**LEGISLATIVE ASSEMBLY FOR THE AUSTRALIAN CAPITAL TERRITORY**  
**SELECT COMMITTEE ON ESTIMATES 2012-2013**

**ANSWER TO QUESTION TAKEN ON NOTICE**  
**DURING PUBLIC HEARINGS**



Asked by MR COE on WEDNESDAY 20 JUNE 2012 : MR ANDREW BARR took on notice the following question(s):

Ref: Hansard Transcript Wednesday 20 June 2012, page 416

In relation to :

Who is doing the review from UNSW on the scheme and how much is that review costing?

MINISTER BARR : The answer to the Member's question is as follows:-

The review was undertaken by Professor Peter Phibbs, Dr Vivienne Milligan and Dr Hazel Blunden.

Professor Phibbs and Dr Blunden are currently at the University of Western Sydney, and Dr Milligan is at the University of NSW.

The cost of the review was \$36,080 (GST inclusive).

Approved for circulation to the Select Committee on Estimates 2012-2013

Signature: *Andrew Barr*

Date: 28.6.2012

By the Minister for Economic Development, Andrew Barr



**LEGISLATIVE ASSEMBLY FOR THE AUSTRALIAN CAPITAL TERRITORY**  
**SELECT COMMITTEE ON ESTIMATES 2012-2013**

**ANSWER TO QUESTION TAKEN ON NOTICE**  
**DURING PUBLIC HEARINGS**



Asked by MR SMYTH on WEDNESDAY 20 JUNE 2012 : MS LIZ CLARKE took on notice the following question(s):

Ref: Hansard Transcript Wednesday 20 June 2012, page 424

In relation to :

"On the balance sheet at page 10 of the statement of intent or the BP 4, I was just wondering what the other current asset at \$9,000 is? It is consistently \$9,000 through all of the years. "

MINISTER BARR : The answer to the Member's question is as follows:—

Prepayments are recorded on the balance sheet for payments made in one reporting period, for goods or services that are received or consumed in future periods. On average the end of year outstanding balance for the Corporation is \$9,000.

Approved for circulation to the Select Committee on Estimates 2012-2013

Signature:

Handwritten signature of Andrew Barr in cursive.


Date: 28.6.2012

By the Minister for Economic Development, Andrew Barr



**LEGISLATIVE ASSEMBLY FOR THE AUSTRALIAN CAPITAL TERRITORY**  
**SELECT COMMITTEE ON ESTIMATES 2012-2013**

**ANSWER TO QUESTION TAKEN ON NOTICE**  
**DURING PUBLIC HEARINGS**



Asked by MS HUNTER on WEDNESDAY 20 JUNE 2012: MS LIZ CLARKE took on notice the following question(s):

Ref: Hansard Transcript Wednesday 20 June 2012, page 429

In relation to :

"Are we able to have a list of the organisations who have received some sort of discount or some sort of benefit, say, over the last couple of years?"

MINISTER BARR : The answer to the Member's question is as follows:—

The organisations are listed in Exhibition Park Corporation's Annual Reports.

In 2009-10 Exhibition Park Corporation provided \$0.692 million of in kind support to local organisations and community groups – see Exhibition Park Corporation's Annual Report 2009-10 – pages 96-98.

In 2010-11 Exhibition Park Corporation provided \$0.768 million of in-kind support to local organisations and community groups – see Exhibition Park Corporation's Annual Report 2010-11 – pages 97-99.

These documents can be viewed on Exhibition Park In Canberra's website - <http://www.epic.act.gov.au/visiting/downloads>

Approved for circulation to the Select Committee on Estimates 2012-2013

Signature: *Andrew Barr*


Date: 28.6.12

By the Minister for Economic Development, Andrew Barr



**LEGISLATIVE ASSEMBLY FOR THE AUSTRALIAN CAPITAL TERRITORY**  
**SELECT COMMITTEE ON ESTIMATES 2012-2013**

**ANSWER TO QUESTION TAKEN ON NOTICE**  
**DURING PUBLIC HEARINGS**



Asked by MS LE COUTEUR on WEDNESDAY 20 JUNE 2012 : MR IAN COX took on notice the following question(s):

Ref: Hansard Transcript Wednesday 20 June 2012, page 439-440.

In relation to :

Can the Directorate provide a list of companies that it considers to be operating in the clean technology sector?

MINISTER BARR : The answer to the Member's question is as follows:-

The term 'clean tech' as used in *Growth, Diversification, Jobs: A Business Development Strategy for the ACT*, endeavours to describe the likely characteristics of early stage companies as they present to various ACT Government business programs. Typically these emerging companies will be developing products and services that can potentially reduce dependence on fossil fuels and other non-renewable resources. For example, this may cover technologies and services related to recycling, renewable energy (wind power, solar power, biomass hydropower, biofuels), information technology, green transportation, electric motors, green buildings, green chemistry, lighting, greywater appliances and other applications.

The following are companies or organisations that have presented over the past two years (approximately) through the ACT Government's business program environment, or those who have participated in various 'clean tech' related sector development activities. The list is not necessarily complete as some discretion has been applied to the inclusion or non-inclusion of particular entities. Nor does the list include emerging 'clean tech' entrepreneurs or researchers who are presenting early stage concepts and research commercialisation opportunities in other local program vehicles.

The companies and organisations are:

Abundant Water Inc  
ANU Centre for Sustainable Energy  
Canberra Data Centres Pty Ltd  
Commonwealth Scientific and Industrial Research Organisation  
(CSIRO)  
CO2CRC Limited  
Cynergy Pty Ltd  
Dyesol Ltd  
Earthinsite.com Pty Ltd  
EcoSpectral Pty Ltd

Ecowise Australia Ltd t/as ALS Global  
Energetics Pty Ltd  
Envirolove  
e-Water CRC Limited  
Fresh Painting Services Pty Ltd  
FrOG Tech Pty Ltd  
GreenMag Group Pty Ltd  
Ideasol Australian Pty Ltd  
Ingenate Pty Ltd  
IT Power Pty Ltd  
Jigsaw Housing Pty Ltd  
Laros Technologies Pty Ltd  
Minchem Pty Ltd  
Nexus e-Water Pty Ltd  
NICTA  
Oceans ESU  
Renewable Processes Pty Ltd  
Sentinel Pty Ltd  
Spark Solar Australia Pty Ltd  
The SustainAbility Advice Team Pty Ltd  
Tidal Innovations Holdings Pty Ltd  
Viridis E3 Pty Ltd  
Windlab Systems Pty Ltd  
Wizard Power Pty Ltd  
XP Software Pty Ltd

Approved for circulation to the Select Committee on Estimates 2012-2013

Signature: 

Date: 29.6.2012

By the Minister for Economic Development, Andrew Barr



**LEGISLATIVE ASSEMBLY FOR THE AUSTRALIAN CAPITAL TERRITORY**

**SELECT COMMITTEE ON ESTIMATES 2012-2013**

**ANSWER TO QUESTION TAKEN ON NOTICE**  
**DURING PUBLIC HEARINGS**



Asked by MS HUNTER on WEDNESDAY 20 JUNE 2012 : MR JIM CORRIGAN took on notice the following question(s):

Ref: Hansard Transcript Wednesday 20 June 2012, pages 444-445.

In relation to :

In relation to the Gungahlin Strategic Offsets Package, can you provide the list of stakeholders Umwelt consulted with?

MINISTER BARR : The answer to the Member's question is as follows:–

The report '*Environment Protection and Biodiversity Conservation in Gungahlin – strategic measures to avoid, mitigate and offset impacts of development*' has been prepared by Umwelt (Australia) Pty Ltd. The report applies EPBC offsets policy (current and draft) in calculating potential impacts on the remaining Gungahlin development areas flowing from EPBC requirements.

The report utilises data sets and studies from the ACT Environment and Sustainable Development Directorate (Conservation Planning and Research), work from the NSW National Parks and Wildlife Service and data sets from the Canberra Ornithological Society.

No formal external consultation has been undertaken on the report at this time.

Approved for circulation to the Select Committee on Estimates 2012-2013

Signature: 

Date: 27.6.12

By the Minister for Economic Development, Andrew Barr



**LEGISLATIVE ASSEMBLY FOR THE AUSTRALIAN CAPITAL TERRITORY**

**SELECT COMMITTEE ON ESTIMATES 2012-2013**

**ANSWER TO QUESTION TAKEN ON NOTICE**  
**DURING PUBLIC HEARINGS**



Asked by MS LE COUTEUR on WEDNESDAY 20 JUNE 2012 : MR JIM CORRIGAN took on notice the following question(s):

Ref: Hansard Transcript Wednesday 20 June 2012, pages 445-446.

In relation to :

Can you provide the number of dwellings per hectare that cannot be developed because of environmental reasons in Throsby

MINISTER BARR : The answer to the Member's question is as follows:-

The suburb of Throsby was first identified in September 1993 when the Territory Plan was first gazetted. The last Territory Plan variation to Throsby was part of the East Gungahlin Structure Plan Territory Plan Variation in 2006 (TPV No.231). This variation reduced the development area of Throsby to approximately 380 hectares, a further loss of approximately 200 hectares, primarily to increase the size of the surrounding nature reserves. The TPV indicated that the remaining area of Throsby would accommodate approximately 4,100 dwellings and a population of around 10,000 people.

Indicative planning undertaken by EDD (report by Umwelt (Australia) Pty Ltd) outlines that approximately 275 hectares of land may be required for environmental reasons, depending on the outcome of environmental processes under the EPBC Act and Territory law. At an average density of 13 dwellings per hectare, the loss of around 3,547 potential dwellings would result if the 275 hectares is not developed.

The dwelling yield for the remaining 105 hectares will ultimately depend on what use (or combination of uses) is deemed appropriate for this remaining area. It could realise 500-1000 dwellings or a combination of residential, commercial, entertainment, community, recreation and/or non-urban uses.

Approved for circulation to the Select Committee on Estimates 2012-2013

Signature: 


Date: 27.6.12

By the Minister for Economic Development, Andrew Barr



**LEGISLATIVE ASSEMBLY FOR THE AUSTRALIAN CAPITAL TERRITORY**  
**SELECT COMMITTEE ON ESTIMATES 2012-2013**

**ANSWER TO QUESTION TAKEN ON NOTICE**  
**DURING PUBLIC HEARINGS**



Asked by MR SMYTH on WEDNESDAY 20 JUNE 2012 : MR ANDREW BARR took on notice the following question(s):

Ref: Hansard Transcript Wednesday 20 June 2012, page 459.

In relation to :

**Land release program**

"Just to go back to the land release program, is it possible to get a reconciliation of all the projects that are outstanding? So, for instance, when they were started and their original due date and when the exact or the delivery date is now expected, so that we have got a reconciliation of what is coming?"

MINISTER BARR : The answer to the Member's question is as follows:-

The following table details the key projects that were delayed from the 2011-12 Residential Land Release Program. The exact date of release will be determined when all clearances and approvals have been obtained.

Land Release Project	Published 2011-12	Estimated time for Release	Reason for delay
Molonglo Suburb 3	1,500	2012-13	The englobo land release has been delayed due to EPBC clearance approvals and the requirement to resolve many of the NES Plan obligations.
Part Block 2 Section 5 Campbell	500	2012-13	To improve the design outcome and minimise development on land which adjoins existing residents, a National Capital Plan amendment is underway to realign the urban boundary.
Block 8 Section 9 Phillip	186	2012-13	The delay is due to a review of the release sequencing and its impact on car parking in the centre. Releasing a site for a structured car park is being considered as part of the initial release in 2012-13.

Land Release Project	Published 2011-12	Estimated time for Release	Reason for delay
Amaroo Group Centre	50	First quarter 2012-13	Release was delayed while supermarket policy matters are resolved.
Block 48 Section 19 Kingston	40	2012-13	In order to optimise the development opportunity on this site, a Territory Plan variation is proposed to incorporate the outcome of the master plan.
Woden East	300	First quarter 2012-13	This release was delayed due to demand constraints for apartments in Woden.
Kingston Foreshore	403	2012-13	The release has been delayed due to the contamination remediation of a portion of the site.
Lawson	560	Second quarter 2012-13	The release of land has been delayed due to EPBC clearance approvals. 1,100 dwelling sites are being prepared for release in late 2012.
Moncrieff	500	2013-14	Initial release of land in Moncrieff has been delayed for a bilateral assessment between the ACT and Commonwealth Governments. This process requires the preparation of an environmental impact statement which will take an additional 12 months.

Approved for circulation to the Select Committee on Estimates 2012-2013

Signature: 

Date: 27.6.12

By the Minister for Economic Development, Andrew Barr



**LEGISLATIVE ASSEMBLY FOR THE AUSTRALIAN CAPITAL TERRITORY**  
**SELECT COMMITTEE ON ESTIMATES 2012-2013**

**ANSWER TO QUESTION TAKEN ON NOTICE**  
**DURING PUBLIC HEARINGS**



Asked by Mr Hargraves on Friday 22 June 2012: Ms Gallagher took on notice the following question(s):

Ref: Hansard Transcript 22 June 2012 #4

In relation to :

**MR HARGREAVES:** I want to explore a couple of things around the Heritage Library. I think it is one of our most understated resources within the library service and people in Canberra really ought to know a little more about it. So if there are any members of the media listening in listen closely. Can you tell me how many items are in the Heritage Library?

**Ms Little:** I would have to take that on notice, Mr Hargreaves.


**MR HARGREAVES:** Sure.

**Ms Little:** It is very difficult with a library of that kind, as you would know. We receive a lot of material and we often receive a box of photographs or a box of someone's papers. So that is a very difficult question, but I am certainly happy to take it on notice.

**MS GALLAGHER :** The answer to the Member's question is as follows:—

Currently ACT Heritage Library has 72,905 catalogued items in its collection. A 'catalogued item' can include collections of material, for example a set of photographs, letters, or minutes of meetings.

Approved for circulation to the Standing Committee on Estimates 2012-2013

Signature: 

Date:

29.6.12

By the Minister for Territory and Municipal Services, Katy Gallagher MLA

**LEGISLATIVE ASSEMBLY FOR THE AUSTRALIAN CAPITAL TERRITORY****SELECT COMMITTEE ON ESTIMATES 2012-2013**

---

**ANSWER TO QUESTION TAKEN ON NOTICE**  
**DURING PUBLIC HEARINGS**

Asked by Mr Smyth on Friday 22 June 2012: Ms Gallagher took on notice the following question(s):

Ref: Hansard Transcript 22 June 2012 #13

In relation to :

**MR SMYTH:** How many government transactions do we currently do on Canberra Connect and how many are yet to be made electronic?

**Mr Colussi:** Electronically?

**MR SMYTH:** Yes.

**Mr Colussi:** You can pay—that is a complicated question. There are many parts to that. I would probably have to take it on notice to give you a full answer to that. Just as a guide, you can do 72 ACT government payments through the Canberra Connect portal. We have multiple information resources on the website. We have taken over five million visits to the site over the last year. So it is quite a resource-rich site.

**THE CHAIR:** There was something taken on notice.

**Mr Colussi:** Yes.

**MR SMYTH:** Minister, are you aware of how many individual transactions there are that the government conducts and when will they all be electronic?

**Ms Gallagher:** We currently provide a range of services for electronic payment. But in my own portfolio I can think of a number of fees and charges that are provided—different, relatively small volume—that probably would not be able to be processed electronically. Obviously the desire of the government is to move more and more services online, but it is a staged process.

**MR SMYTH:** Can we have a breakdown of what transactions the government has put online since it has been in office?

**Ms Gallagher:** Yes.

**MR SMYTH:** And when they went online? Thank you.


**THE CHAIR:** Okay, that is taken on notice.

**MS GALLAGHER :** The answer to the Member's question is as follows:—

There are currently 293 services available from the Canberra Connect Website with another 15 services currently in development.

To provide a breakdown of what transactions the government has put online since the Government has been in office would require a response from individual business units across each Directorate within the ACT Government and the time taken to provide a response would be too resource intensive.

Approved for circulation to the Standing Committee on Estimates 2012-2013

Signature: 

Date 29/6/12

By the Minister for Territory and Municipal Services, Katy Gallagher MLA



**LEGISLATIVE ASSEMBLY FOR THE AUSTRALIAN CAPITAL TERRITORY**

**SELECT COMMITTEE ON ESTIMATES 2012-2013**

**ANSWER TO QUESTION TAKEN ON NOTICE**  
**DURING PUBLIC HEARINGS**



Asked by Mr Coe on Friday 22 June 2012: Ms Gallagher took on notice the following question(s):

Ref: Hansard Transcript 22 June 2012 #14

In relation to:

**MR COE:** In terms of the appropriation for Canberra Connect, do you recover money from other agencies or is it a direct appropriation?

**Mr Colussi:** It is about 85 per cent direct appropriation and 15 per cent is fee for service from other directorates.

**MR COE:** I think you mentioned in the budget, and it has certainly been said elsewhere, that MyWay has generated a lot of inquiries, especially in the early days of MyWay, with registration and everything along those lines. Do you in effect charge ACTION for those costs?

**Mr Colussi:** We cost recover from ACTION the cost of delivering that—from road transport, I should say.

**MR COE:** What proportion of your budget would have come from ACTION?

**Mr Colussi:** I would have to take that on notice. It would not be very high.

**THE CHAIR:** That is taken on notice.

**MS GALLAGHER :** The answer to the Member's question is as follows:—

Approximately 3.0% of Canberra Connect revenue comes on a fee for service basis for providing customer services on behalf of ACTION which includes MyWay.

Approved for circulation to the Standing Committee on Estimates 2012-2013

Signature: *K. Gallagher*

29/6/12 Date:


By the Minister for Territory and Municipal Services, Katy Gallagher MLA



LEGISLATIVE ASSEMBLY FOR THE AUSTRALIAN CAPITAL TERRITORY  
SELECT COMMITTEE ON ESTIMATES 2012-2013

---

**ANSWER TO QUESTION TAKEN ON NOTICE**  
**DURING PUBLIC HEARINGS**



---

Asked by Mr Coe on Friday 22 June 2012: Ms Gallagher took on notice the following question(s):

Ref: Hansard Transcript 22 June 2012 #26

In relation to :

**MR COE:** I have a few things I would like an update on. Firstly, I wrote to Mr Stanhope and Mr Corbell when they were ministers for TAMS about stormwater drains in Nudurr Drive between Palmerston and Crace. The reason for that was that adjacent properties were getting flooded—water actually coming up out of the drains into their garages and houses, resulting in a big insurance claim. I was wondering whether that situation was assessed as per my correspondence.

**Mr Gill:** It has been assessed but in terms of detailed advice we would have to take that on notice.

**MR COE:** Sure. I wrote to the respective ministers a few times about this and Mr Corbell said in August last year, "I am pleased to advise that a detailed investigation of the causes of flooding at Macedon Crescent and surrounding area has been included in the 2011-12 stormwater upgrade program." Did that end up happening?

**Mr Gill:** Again I would have to take that on notice.

**THE CHAIR:** That is taken on notice.

**MR COE:** It goes on to say, "This study is expected to be completed by December 2011." Then a few months later Ms Gallagher wrote to me, saying, "I confirm that no stormwater improvement works are being progressed as a result of your representations." So there seems to be some vagary about that. I would appreciate it if you—

**Ms Gallagher:** Let us get some advice for you, Mr Coe. I recall a couple of issues around stormwater. There is another one in Duffy, I think.


**Mr Gill:** Yes.

**Ms Gallagher:** There is a similar issue that has some funding in this budget to progress that. I will take some advice on that.

**Ms Gallagher** : The answer to the Member's question is as follows:—

Design work covering stormwater improvements on Nudurr Drive in the vicinity of Macedon Crescent was completed in 2011-12. The construction of these improvements are included in the 2012-13 Water Resources/Stormwater Improvement Program and will be completed by June 2013.

Approved for circulation to the Standing Committee on Estimates 2012-2013

Signature: 

Date: 29.6.12

By the Minister for Territory and Municipal Services, Katy Gallagher MLA



**LEGISLATIVE ASSEMBLY FOR THE AUSTRALIAN CAPITAL TERRITORY**

**SELECT COMMITTEE ON ESTIMATES 2012-2013**

**ANSWER TO QUESTION TAKEN ON NOTICE**  
**DURING PUBLIC HEARINGS**



Asked by Ms Bresnan on Friday 22 June 2012: Ms Gallagher took on notice the following question(s):

Ref: Hansard Transcript 22 June 2012 #20

In relation to :

**THE CHAIR:** Is it possible to get a copy of the funding agreement between the ACT and the federal government on the Majura parkway?

**Ms Gallagher:** I would have to take some advice on that. I do not see why not.

**THE CHAIR:** So you will check that?

**Ms Gallagher:** Yes, we will check with the commonwealth.

**Ms Gallagher :** The answer to the Member's question is as follows:—

The Australian Government, through the Minister for Infrastructure and Transport, Mr Anthony Albanese committed funding of \$144 million towards the Majura Parkway project.

A copy of the initial funding agreement is attached. This agreement covers the initial funding of \$59.5 million until the end of 2013/14.


A formal agreement will be signed between the Australian and ACT Governments during 2013/14 for the balance of the funding, \$84.5 million.

Approved for circulation to the Standing Committee on Estimates 2012-2013

Signature: *K. Gallagher*

Date: 29/6/11

By the Minister for Territory and Municipal Services, Katy Gallagher MLA



**NATIONAL PARTNERSHIP AGREEMENT ON  
IMPLEMENTATION OF MAJOR INFRASTRUCTURE PROJECTS  
IN THE AUSTRALIAN CAPITAL TERRITORY, 2009-2014**

**AN AGREEMENT BETWEEN**

**THE COMMONWEALTH OF AUSTRALIA**

**AND**

**THE AUSTRALIAN CAPITAL TERRITORY**

This Memorandum of Understanding provides the basis for a collaborative partnership approach between the Commonwealth and the Australian Capital Territory for implementing major infrastructure projects.

---

This Memorandum of Understanding will apply from the date of execution to 30 June 2014.

## PART A PRELIMINARIES

1. This Memorandum of Understanding (MOU) provides funding directly to the Australian Capital Territory for major infrastructure projects, including from the Building Australia Fund and under the *Nation Building Program (National Land Transport) Act 2009*. This MOU sets out Commonwealth investment priorities. Many of the Commonwealth's investment priorities closely reflect State and Territory priorities and interests. It is the Commonwealth and State and Territory Governments' joint responsibility to ensure that these investments effectively address the following:

- 1.1 effective and safe operation of the National Land Transport Network through integration of transport and land use planning at a network level; and
- 1.2 supply chain and urban transport priorities.

2. The delivery of the MOU is implemented cooperatively by the Commonwealth and the Australian Capital Territory in accordance with:

- 2.1 provisions of the *Nation Building Program (National Land Transport) Act 2009* (the Program Act);
- 2.2 provisions of the *Nation-building Funds Act 2008* (the Funds Act);
- 2.3 this Memorandum of Understanding (MOU); and
- 2.4 the Notes on Administration as issued from time to time.

3. This MOU is not a written agreement between the Commonwealth and the Australian Capital Territory relating to the provision of Commonwealth funding for any particular project and therefore is not a 'funding agreement' for the purposes of section 4 of the Program Act. It is an agreement for the purposes of indicating the level of funding the Commonwealth intends to provide to the Australian Capital Territory for major infrastructure investments and the arrangements applying to this funding.

4. Where this MOU or the Notes on Administration are inconsistent with the terms of either the Program Act or the Funds Act, the Parties acknowledge that the terms of the relevant Act will prevail.

5. Funding for the Australian Capital Territory for projects listed in the Schedules will be provided through National Partnership project payments under the new framework for Commonwealth-State financial relations. To this extent this MOU is a Partnership Agreement and sets out the agreement between the Commonwealth and the Australian Capital Territory for National Partnership project payments, specifies the amount of funding to be provided by the Commonwealth to the Australian Capital Territory from acceptance of this variation to 30 June 2014, and arrangements applying to this funding from commencement of this MOU.

6. Nothing in this MOU precludes the Parties from implementing a supplementary agreement for specific parts of the National Land Transport Network. The Commonwealth may also provide funding for land transport purposes to the Australian Capital Territory outside the terms of this MOU and the Program Act.

**Parties to this MOU**

7. This MOU is between:

- THE COMMONWEALTH OF AUSTRALIA (the Commonwealth)
- and
- THE AUSTRALIAN CAPITAL TERRITORY (the Australian Capital Territory)

8. In entering this MOU, the Parties recognise the importance of sustaining overall investment in more efficient and better integrated land transport linkages aimed at improving Australia's economic growth and international competitiveness.

9. The Parties are committed to working together cooperatively and actively to implement this MOU.

**Term of the MOU**

10. This MOU commences upon acceptance of the Variation by the Parties and will expire on 30 June 2014, or earlier if agreed to in writing by the Parties. This MOU supersedes any bilateral agreement in place between the Commonwealth and the Australian Capital Territory for the implementation of the AusLink National Land Transport Plan.

**Outcomes**

11. This MOU will contribute to the following outcomes for Commonwealth funded road network:

- 11.1 increased infrastructure capacity and efficiency;
- 11.2 improved safety and security;
- 11.3 improved transport productivity on nationally strategic and export-oriented freight corridors;
- 11.4 improved reliability of travel on interstate and inter-regional corridors;
- 11.5 consistency with viable long-term economic and social outcomes and with the obligation to current and future generations to sustain the environment; and
- 11.6 consistency with strategic planning and urban transport outcomes.

**ROLES AND RESPONSIBILITIES OF EACH PARTY**

12. To realise the commitments in this MOU, each Party has specific roles and responsibilities, as outlined below.

**Arrangements for Project Planning and Delivery**

13. The Commonwealth recognises that primary responsibility for planning, delivery and review of projects specified in the Schedules rests with the Australian Capital Territory.

14. The Australian Capital Territory acknowledges the Commonwealth's right to participate in project planning, delivery and review to ensure that its policy objectives and accountability responsibilities are satisfied. The Australian Capital Territory agrees to cooperate fully with the Commonwealth in the conduct of its participation.

15. The Parties acknowledge that in certain circumstances involving a third Party (or Parties), there may be a need to negotiate an additional agreement(s) related to the project to ensure that the interests of all Parties are adequately recognised. These circumstances include:

- 15.1 the Australian Capital Territory has chief responsibility for the planning and delivery of a project, but the project substantially affects the responsibilities or operations of a third party (or Parties), such as another State(s) and/or rail track manager(s); or
- 15.2 a third party, such as a local government authority, has chief responsibility for the planning and delivery of a project in the Australian Capital Territory.

#### **Project Cost Estimation**

16. The Australian Capital Territory agrees to adopt the principles contained in the Best Practice Cost Estimation Standard prepared for the Commonwealth and to use P50 and P90 values when preparing cost estimates for projects to which this MOU applies. Guidance on the principles and preparation of P50 and P90 estimates are provided in the Notes on Administration.

#### **Private Financing**

17. The Commonwealth and the Australian Capital Territory agree to explore the scope for increased private sector financial participation in meeting future land transport infrastructure requirements in relation to projects to which this MOU applies.

18. The potential for private sector participation should be considered for all projects listed in the Schedules, commensurate with the size and nature of those projects. Further detail is set out in the Notes on Administration.

19. Where the estimated capital cost of a project is greater than \$50 million (which is the threshold agreed by the Council of Australian Governments as part of the Public Private Partnership Guidelines) consideration of public private partnership (PPP) procurement options must be undertaken.

**PART B PROJECTS SUBJECT TO THE NATION BUILDING PROGRAM  
(NATIONAL LAND TRANSPORT) ACT 2009 (SCHEDULE A)**

**Interpretation**

20. The terms used in Part B of this MOU, unless otherwise specified, have the meanings given to them in the Program Act and the Notes on Administration.

21. In this Part:

- 21.1 'Annual Program' means the document provided by the Commonwealth at the time of the Commonwealth Budget setting out a budget for eligible expenditure on the projects listed at the time in Schedule A;
- 21.2 'Commonwealth Minister' means the Minister administering the Program Act as amended from time to time;
- 21.3 'National Land Transport Network' means the National Land Transport Network, as in force from time to time, that is determined by the Commonwealth Minister under Part 2 of the Program Act as amended from time to time;
- 21.4 'Project' means a project listed in Schedule A; and
- 21.5 'Total Project Funding' means the total amount of funding that the Commonwealth agrees to make available for projects specified in Schedule A for the period 1 July 2008 to 30 June 2014. It does not include maintenance funding.

---

**Project Approvals, Funding Conditions and Application of Commonwealth and State/Territory Requirements**

22. The Commonwealth Minister will consider all projects specified in Schedule A to this MOU in accordance with the requirements of the Program Act, and will approve projects that meet the requirements of that Act. The Parties recognise that funding will only be provided to projects which are approved in accordance with the Program Act.

23. Projects which are approved under the Program Act must comply with the mandatory conditions imposed under that Act, with any conditions determined by the Commonwealth Minister under section 27 of that Act, and other Commonwealth and State/Territory laws where applicable. This includes the Building and Construction Industry Occupational Health and Safety Accreditation Scheme established under the provisions of the *Building and Construction Industry Improvement Act 2005*. Further guidance on compliance with other laws and requirements is covered in more detail in the Notes on Administration.

24. The Australian Capital Territory agrees to adhere to the National Code of Practice for the Construction Industry and the associated Australian Government Implementation Guidelines as applied from time to time and as advised by the Commonwealth.

25. Breaches of any mandatory funding condition specified in the Program Act or in an instrument made under section 27 of that Act may result in funding specified in the project approval instrument for the project being withheld or a refund being sought by the Commonwealth in accordance with section 26 of that Act.

#### **Asset Ownership and Maintenance**

26. The Parties recognise that ownership and responsibility for those parts of the National Land Transport Network that are within the Australian Capital Territory's boundaries will remain with the Australian Capital Territory.

27. Commonwealth road maintenance funding will be provided to the Australian Capital Territory on condition that the Australian Capital Territory:

- 27.1 maintains National Land Transport Network roads within the Australian Capital Territory to an agreed level of service, which is equal or superior to the current level of service; and
- 27.2 supplies agreed data on the condition and usage of, and maintenance expenditure on, the Network to enable the Commonwealth to meet its accountability and reporting requirements.

#### **Notification of Impacts on Network**

28. The Parties recognise that the effective and safe operation of the National Land Transport Network serves both national and State/Territory objectives. Accordingly, the Parties recognise the need to:

- 28.1 integrate transport and land use planning at a network level to ensure the safe and effective operation of the National Land Transport Network, and appropriate interaction between this Network and State/Territory arterial road and local road networks; and
- 28.2 to the degree that it is within their control avoid excessive additions to the traffic load on the National Land Transport Network from State/Territory arterial or local road systems.

29. The Australian Capital Territory agrees to:

- 29.1 inform the Commonwealth of any proposed amendments to planning schemes or new State/Territory Planning Policies (particularly for metropolitan areas and major regional centres) which might materially affect the operation of the National Land Transport Network so that the Commonwealth has an opportunity to express a view on any proposed amendment or policy; and
- 29.2 make appropriate use of State/Territory Government powers, including under relevant State/Territory legislation, to ensure the impact of any project or planning scheme on the National Land Transport Network is consistent with its intended use in the National Land Transport Network.

### **Acknowledgement and Publicity**

30. In all publications, promotional and advertising materials, public announcements and activities in relation to a project, the Australian Capital Territory must acknowledge the financial support that the Australian Capital Territory has received from the Commonwealth, in the manner set out in the Notes on Administration or as approved by the Commonwealth prior to its use.

31. The Commonwealth reserves the right to publicise and report on the funding awarded to the Australian Capital Territory for a project. The Commonwealth may do this by including the Australian Capital Territory's name in media releases, general announcements about funding and in annual reports, the amount of the funds given to the Australian Capital Territory and the title and a brief description of the project.

32. Clauses 33 and 34 apply for the Term of this MOU and for a period of 7 years from the date of its expiration.

### **Performance benchmarks and indicators**

33. Subject to the provision of funding by the Commonwealth, the Australian Capital Territory is to meet the following performance benchmarks:

- 33.1 efficient implementation and delivery of monthly and annual reporting, in accordance with the Notes on Administration; and
- 33.2 effective delivery of projects listed in Schedule A.

34. Achievement of these performance benchmarks may be assessed for the Australian Capital Territory with reference to the following performance indicators:

- 34.1 timely completion and provision of audited financial statements and audit reports, other annual reports, and monthly progress reports for projects listed in Schedule A;
- 34.2 projects listed in Schedule A are able to meet targets for completion within estimated costs and timeframes; and
- 34.3 specific transport performance indicators for each project as agreed in writing by the Parties in conjunction with the project proposal and approval process described in the Notes on Administration. The Parties agree that, wherever appropriate and practical, specification of transport performance indicators for each project will have particular regard for the program objectives of improving efficiency, safety and reliability.

### **Implementation Plan**

35. The Parties will agree to a 5 year Implementation Plan under this MOU, which will set out the proposed funding allocations and timelines for each project listed in Schedule A. The Implementation Plan will include key information for each project including start date,

planning completion, construction commencement, construction completion and project close. The Implementation Plan will be updated annually.

36. The Parties agree to manage the projects in Schedule A and the associated annual cashflow requirements in accordance with the processes below and as set out in the Notes on Administration:

- 36.1 the Australian Capital Territory will provide to the Commonwealth, no later than 28 February each year, an expenditure budget for each project in Schedule A for each of the remaining years covered by Schedule A or to completion of the project whichever is later;
- 36.2 the Commonwealth will provide to the Australian Capital Territory each year, at the time of the Commonwealth Budget, an Annual Program setting out a budget for eligible expenditure by the Australian Capital Territory on the projects listed at the time in Schedule A;
- 36.3 the Annual Program will, to the extent possible within Commonwealth Budget constraints, reflect the Australian Capital Territory Government funding requirements for the projects listed in Schedule A and be in accordance with proposed project timetables;
- 36.4 the Australian Capital Territory will, in light of the announced Australian Capital Territory Government budget and on receipt of the advice of the Annual Program from the Commonwealth, provide to the Commonwealth an indicative funding commitment to individual projects in Schedule A; and
- 36.5 the indicative funding commitment by the Australian Capital Territory will reflect, to the extent possible, the funding requirements of the projects listed in Schedule A and the agreed project timetables determined for projects.

37. This process will commence in 2012.

#### **Phasing of Contributions**

38. The Parties acknowledge that nothing in this MOU obliges either Party to make any payments on its contribution to a project in advance of the other or in advance of costs being incurred. Recognising that flexibility is required in planning project cash flows, if either Party contributes in excess of, or less than, the annual amount required by this MOU, then the relevant amount will be credited or debited for reconciliation over the life of each project. The objective is to ensure that project cash flows allow the most cost effective project delivery.

#### **Reporting**

39. The Australian Capital Territory agrees to comply with the reporting requirements as set out in the Notes on Administration and any conditions contained in a determination to the project approval instruments issued under the Program Act in accordance with guidance provided in the Notes on Administration.

40. The Australian Capital Territory agrees at the conclusion of each project to provide a financial acquittal and a completion report summarising performance and outcomes including performance against scope, schedule, budget and quality. The completion report should articulate lessons learnt and any opportunities for improvement in current practices including organisational strategies, business, project planning and delivery. The Notes on Administration provide guidance on these reports.

**Project Evaluation**

41. The Parties agree to cooperate in the joint evaluation of projects so as to facilitate both performance review of this MOU and continuous improvement of investment decision making. Evaluation of projects completed under this MOU will, in particular, focus on establishing the extent to which project performance indicators have been achieved, and reviewing the accuracy of demand forecasts and cost estimates used in the assessment of the project prior to commencement.

42. The Notes on Administration provide guidance on project evaluation.

**Commonwealth Contribution**

43. Subject to the other parts of this MOU, the Commonwealth agrees to make available to the Australian Capital Territory Total Project Funding of up to \$28 million for projects specified in Schedule A for the period 1 July 2009 to 30 June 2014. This total funding amount is to be applied only to projects set out at Schedule A unless the Commonwealth agrees in writing that it may be applied to other projects. It does not include maintenance funding.

44. The Commonwealth may, at its discretion, increase Total Project Funding and, if it does so, the Commonwealth will advise the Australian Capital Territory of the adjustment in writing and seek the Australian Capital Territory's agreement to any conditions that apply in writing. This correspondence will form an amendment to this MOU.

45. Funds for individual projects specified in Schedule A will not become available until a project is approved in accordance with the Program Act.

46. Annual road maintenance funding will be determined each year, in part, by application of a formula based on lane length, total traffic volumes and heavy vehicle traffic volumes on the National Land Transport Network.

**The Australian Capital Territory Contribution**

47. The Australian Capital Territory agrees to contribute funding from its own revenue for the projects, and on the terms, specified in Schedule A. For the purposes of this MOU, own revenue includes all Commonwealth general revenue assistance including GST revenue but does not include Commonwealth National Partnership payments to and through the Australian Capital Territory.

48. The Australian Capital Territory agrees to maintain expenditure from its own source revenue on the National Land Transport Network and agrees to supply agreed data to enable

the Commonwealth to meet its accountability and reporting requirements. The Notes on Administration provide guidance on the type and form in which the data is to be provided by the Australian Capital Territory to the Commonwealth.

#### **Eligible Project Costs**

49. Commonwealth funding may only be directed towards meeting eligible costs in relation to a project. The Parties agree that for purposes of this Part, and unless otherwise agreed in writing at the time of defining the project scope or subsequently, 'eligible project costs' include:

- 49.1 direct costs, such as planning, public consultation, environmental assessment, design, land acquisition, construction and traffic management of the project;
- 49.2 costs of meeting any conditions imposed on the project under Commonwealth or State/Territory law;
- 49.3 costs of project public recognition and publicity including any ceremonies connected to progress on the project; and
- 49.4 the costs of, or arising from, any legal action relating to projects in Schedule A that is not due to the Australian Capital Territory failing to properly administer tender processes and supervise and manage relevant contracts.

50. Unless agreed otherwise in writing at the time of defining the project scope or subsequently, 'eligible project costs' do not include:

- 50.1 any component of the oversight and network administration costs of any State agency;
- 50.2 the cost of artworks or elaborate aesthetic features associated with a project; or
- 50.3 any costs associated with sections of road or rail that might be bypassed by a project and cease to be part of the National Land Transport Network.

#### **Variations to Projects and Funding**

51. The Parties recognise that project particulars may vary as project proposals are further developed and refined, or if there are variations to a project's scope, cost or timing.

#### Increases in Project Costs

52. The Parties agree that variations in the cost and the timing of delivery of a project will be managed as follows:

- 52.1 The Commonwealth's funding contribution to a number of projects is capped at a specified dollar amount as set out in Schedule A. Generally this is for packages of works or where the Commonwealth is making an initial contribution to a project and costs can be contained within the funding limit. In other instances where the Commonwealth's funding contribution is capped, the Australian Capital Territory will fund the remainder of the project's cost.
- 52.2 For projects that are listed in Schedule A as Nation Building Program projects, where the Commonwealth's funding is not capped at a specific dollar amount, subject to consideration, the Commonwealth will provide 50 per cent towards further funding requirements capped at the P90 pre-tender cost estimate.

53. The Parties note that where the Commonwealth increases its contribution to an individual project as set out in clauses 55.2 or 55.3, or during the period to 30 June 2014, this increased Commonwealth funding will need to be offset from within the Total Project Funding being made available to the Australian Capital Territory in that period. This offset may be achieved by changes in the delivery timetable or decreases in the Commonwealth funding contribution for projects in Schedule A.

54. Before any consideration is given to increasing funding for projects, the Parties will reconsider the scope and construction design being proposed for a project to reduce project costs. Such reconsideration will include, in particular, the likely implications of the proposed change for the objectives identified for a project and the project's costs and benefits.

~~55. As a last resort in the event of project costs significantly exceeding the current cost estimate, both Parties reserve the right to withdraw funding for a project prior to awarding the construction contract. Payments to affected tenderers that are necessary in the event of either Party withdrawing funding from a project will be shared by the Parties and agreed on a case by case basis.~~

56. In the case of the Commonwealth, the Commonwealth may choose to reallocate the funding to another project or projects in the Australian Capital Territory or in another State or Territory. In the case of the Australian Capital Territory, the Australian Capital Territory may choose to allocate the funding to other projects that may not be on the National Land Transport Network.

#### Treatment of Project Cost Savings

57. Where the final project cost to government is less than the amount(s) which the Commonwealth, or in the case of a jointly funded project the Commonwealth and the Australian Capital Territory, have agreed to make available, the savings (including savings resulting from private sector participation in the project) will be treated in the following way:

- 57.1 for fully funded Commonwealth projects the savings will be applied, as agreed between the Parties, as a Commonwealth contribution to another project or projects listed in Schedule A; and

- 57.2 for projects to which each Party has committed a specified funding contribution, the savings will be divided on a pro-rata basis and be respectively applied, as agreed between the Parties, to another project or projects included in Schedule A.

#### Project Delays

58. In the event that the Parties are unable to agree on a timetable for a project or if significant delays occur against the agreed timetable for preparing the project for construction (for reasons that are within the control of the State), the Parties reserve the right, prior to the construction contract being awarded, to review their funding contributions and to reallocate that funding:

- 58.1 in the case of the Commonwealth to another project or projects including in another State or Territory; and
- 58.2 in the case of the Australian Capital Territory to other projects that may not be on the National Land Transport Network.

#### **Recording Variations in Commonwealth Project Funding**

59. Where there is a variation to a project approval instrument issued under the Program Act reflecting variations in Commonwealth project funding, this will be confirmed in writing with the Australian Capital Territory and be recorded in the Annual Program provided by the Commonwealth to the Australian Capital Territory each year at the time of the Commonwealth Budget.

60. Where circumstances such as project cost increases, savings, delays or cancellations give rise to the possible need for action, the Parties agree to consult to ensure that alternative actions are explored and considered and that both Parties are aware of any consequences resulting from particular courses of action.

61. If, after consultation, either Party proposes to take action to vary or withdraw its financial assistance for a project, the Party concerned will formally advise the other Party in writing of its intention to take such action. The matter will then be subject to a 30 day period during which the other Party can make further submissions or the Parties can agree to reconvene discussions prior to the decision being formally advised in writing and/or publicly announced.

## PART C

### OTHER MAJOR INFRASTRUCTURE PROJECTS (SCHEDULE B)

#### Interpretation

62. The terms used in this Part, unless otherwise specified, have the meanings given to them in the *Nation-building Funds Act 2008* and the Notes on Administration.

63. In this Part:

- 63.1 'Building Australia Fund' projects means the projects specified in Schedule B;
- 63.2 'Total Project Funding' means the total amount of funding that the Commonwealth agrees to make available for projects specified in Schedule B for the period from the date of execution to 30 June 2014 inclusive;
- 63.3 'Project Plan' means a plan prepared for the purposes of clause 74 of this MOU;
- 63.4 'Project' means a project specified in Schedule B;
- 63.5 'Notes on Administration' means the Notes on Administration as issued from time to time; and
- 63.6 'Commonwealth funding' means funding provided for the purposes and conditions of the projects set out in Schedule B.

#### Conditions of Funding

64. Subject to any specific condition identified for a project in Schedule B, Commonwealth funding is provided to the Australian Capital Territory for a project on condition that the Australian Capital Territory

- 64.1 acknowledges that Commonwealth funding for each specified project is capped at the amount set out for that project in Schedule B and that financial risk above the Commonwealth funding for a project in Schedule B rests with the Australian Capital Territory;
- 64.2 meets all agreed milestones for the project;
- 64.3 agrees to maintain to a proper standard all infrastructure and assets constructed using Commonwealth funding provided to the Australian Capital Territory;
- 64.4 agrees to ensure there is no substitution of capital effort from its own source revenue;
- 64.5 gives effect to each commitment made by the Australian Capital Territory about a project specified in Schedule B, including any commitment in relation to contributions to be made by the Australian Capital Territory to the project, including any made in project proposals for the project;
- 64.6 supplies data on the condition and usage of, and maintenance expenditure on, the asset on request by the Commonwealth (where relevant to projects in Schedule B),

to enable the Commonwealth to meet its accountability and reporting requirements; and

64.7 complies with all other provisions and obligations in relation to the projects as set out in this Part.

65. The Australian Capital Territory agrees to:

65.1 inform the Commonwealth of any proposed amendments to planning schemes or new State/Territory Planning Policies (particularly for metropolitan areas and major regional centres) which might materially affect the operation of the relevant project in Schedule B so that the Commonwealth has an opportunity to express a view on any proposed amendment or policy; and

65.2 make appropriate use of State/Territory Government powers, including under relevant State/Territory legislation, to ensure the impact of any project or planning scheme on the relevant project in Schedule B is consistent with its intended use.

#### **Acknowledgement and Publicity**

66. In all publications, promotional and advertising materials, public announcements and activities in relation to a project, the Australian Capital Territory must acknowledge the financial support that the Australian Capital Territory has received from the Commonwealth, in the manner set out in the Notes on Administration or as approved by the Commonwealth prior to its use.

67. The Commonwealth reserves the right to publicise and report on the project for which funding is awarded to the Australian Capital Territory. The Commonwealth may do this by including the Australian Capital Territory's name in media releases, general announcements about funding and in annual reports, the amount of the funds given to the Australian Capital Territory and the title and a brief description of the project.

68. Clauses 69 and 70 apply for the Term of this MOU and for a period of 7 years from the date of its expiration.

#### **Performance benchmarks and indicators**

69. Subject to the provision of funding by the Commonwealth to the Australian Capital Territory for projects specified in Schedule B, the Australian Capital Territory is to meet the following performance benchmarks:

69.1 effective delivery of projects listed in Schedule B in accordance with agreed milestones; and

69.2 efficient implementation and delivery of monthly and quarterly reporting, in accordance with the Notes on Administration.

70. Achievement of these performance benchmarks may be assessed for the Australian Capital Territory with reference to the following performance indicators:

- 70.1 timely completion and provision of audited financial statements and audit reports, and monthly progress reports for projects listed in Schedule B;
- 70.2 projects listed in Schedule B are able to meet targets for completion within estimated costs and timeframes; and
- 70.3 specific milestones for each project as agreed in writing by the Parties in conjunction with the agreed Project Plan described in clause 34 and the Notes on Administration.

**Project Plan**

71. For each project specified in Schedule B the Parties will agree to develop a Project Plan. The Project Plan will cover the period of funding and will include (but not be limited to):

- 71.1 a summary of the specified project, including locational references;
- 71.2 the timelines for the project including start date, planning completion, construction commencement, construction completion and project close;
- 71.3 the proposed funding allocations;
- 71.4 agreed detailed milestones to which payments will be linked, and the cost estimates for these milestones based upon P90 values; and
- 71.5 identification of the major risks and proposed mitigation strategies to successful delivery of the specified project.

The Project Plan must be updated at least annually, or as required. Further information on the requirements of the Project Plan is set out in the Notes on Administration.

72. The Parties agree to manage the projects in Schedule B and the associated annual cashflow requirements in accordance with the processes below and as set out in the Notes on Administration. The Australian Capital Territory will provide to the Commonwealth, no later than 28 February each year, an expenditure budget linked to agreed milestones for each project in Schedule B for each of the remaining years covered by Schedule B or to completion of the project whichever is later.

73. This process will commence in 2012.

**Phasing of Contributions**

74. The Parties acknowledge that nothing in this Part obliges either Party to make any payments on its contribution to a project in advance of the other or in advance of costs being

incurred in accordance with the Project Plan. Recognising that flexibility is required in planning project cash flows, if either Party contributes in excess of, or less than, the annual amount required by this Part, then the relevant amount will be credited or debited for reconciliation over the life of each project. The objective is to ensure that project cash flows allow the most cost effective project delivery.

75. The Australian Capital Territory agrees to use and deal with any interest earned on Commonwealth funding received by the State for a specific project for that specific project as agreed with the Commonwealth.

76. The Australian Capital Territory agrees to comply with the reporting requirements as set out in the Notes on Administration.

77. The Australian Capital Territory agrees at the conclusion of each project to provide a financial acquittal and a completion report summarising performance and outcomes including performance against scope, milestones, budget and quality. The completion report should articulate lessons learnt and any opportunities for improvement in current practices including organisational strategies, business, project planning and delivery. The Notes on Administration provide guidance on these reports.

#### **Project Evaluation**

78. The Parties agree to cooperate in any joint evaluation of projects.

#### **Commonwealth Contribution**

79. Subject to the other parts of this MOU and to available appropriations, the Commonwealth agrees to make available to the Australian Capital Territory Total Project Funding capped at \$59.5 million for the projects specified in Schedule B for the period from date of execution to 30 June 2014. This total funding amount is to be applied only to the nominated projects set out at Schedule B and comprises amounts capped for each individual nominated project.

#### **The Australian Capital Territory Contribution**

80. The Australian Capital Territory agrees to contribute funding from its own revenue for the projects, and on the terms, specified in Schedule B. For the purposes of this Part, own revenue includes all Commonwealth general revenue assistance including GST revenue but does not include Commonwealth National Partnership payments to and through the Australian Capital Territory.

#### **Eligible Costs**

81. Commonwealth funding may only be directed towards meeting the eligible costs of each project set out in Schedule B. Subject to any specific limitation in relation to a particular project set out in Schedule B, eligible costs include capital expenditure relating to the creation or development of infrastructure. Expenditure which is of a recurrent nature relating to running costs cannot be financed from the Commonwealth funding.

**Variations to Projects and Funding**

82. The Parties recognise that project particulars may vary as project proposals are further developed and refined, or if there are variations to a project's scope, cost or timing.

**Treatment of Project Cost Savings**

83. Where the final project cost to government is less than the amount(s) which the Commonwealth, or in the case of a jointly funded project the Commonwealth and the Australian Capital Territory, have agreed to make available, the savings (including savings resulting from private sector participation in the project) will be treated in the following way:

- 83.1 for fully funded Commonwealth projects the Commonwealth will consider the application of the savings, as agreed between the Parties and subject to statutory and other limitations, as a Commonwealth contribution to another project or projects listed in Schedule B; and
- 83.2 for projects to which each Party has committed a specified funding contribution, the savings will be divided on a pro-rata basis and, subject to statutory and other limitations, be respectively applied, as agreed between the Parties, to another project or projects included in Schedule B.

**Consultation**

84. Where circumstances such as project savings, delays or cancellations give rise to the possible need for action, the Parties agree to consult to ensure that alternative actions are explored and considered and that both Parties are aware of any consequences resulting from particular courses of action.

85. If, after consultation, either Party proposes to take action to vary or withdraw its financial assistance for a project, the Party concerned will formally advise the other Party in writing of its intention to take such action. The matter will then be subject to a 30 day period during which the other Party can make further submissions or the Parties can agree to reconvene discussions prior to the decision being formally advised in writing and/or publicly announced.

## **PART D GOVERNANCE ARRANGEMENTS**

### **Principal Contact Officers**

86. The Principal Contact Officer for each Party is authorised to act for that Party in relation to this MOU, and is the first point of contact for the other Party in relation to any disputes arising under this MOU.

For the Commonwealth, the Principal Contact Officer is:

Executive Director  
Nation Building-Infrastructure Investment  
Department of Infrastructure and Transport

For the Australian Capital Territory, the Principal Contact Officer is:

Director-General  
Territory and Municipal Services  
The Australian Capital Territory Government

### **Dispute Resolution**

87. To prevent the escalation of a matter which could jeopardise either Party's adherence to this MOU, the Parties agree to advise and consult with each other to ensure that alternative actions and their consequences are considered. The Principal Contact Officers for each Party will attempt to resolve any dispute, in the first instance.

88. If the dispute cannot be resolved between the Principal Contact Officers, it may be escalated to be dealt with by the chief executive officers of the relevant Commonwealth and State/Territory agencies or their delegate(s).

89. If the matter in dispute cannot be resolved by the chief executive officers or their delegate(s), it may be referred by a Party to the Ministers responsible for this MOU.

### **Non-adherence**

90. Breaches of the terms of this MOU may result in Commonwealth funding specified in this MOU being withheld.

### **Variation of the MOU**

91. Any Party proposing variations will notify the other Party, and variations to the MOU will be made with the written agreement of the Parties.

**SIGNATURES**

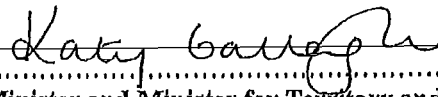
Dated this 14 day of MARCH 2012

The Parties have executed this MOU as follows:

Signed for and on behalf of the  
Commonwealth of Australia by

  
.....  
**Minister for Infrastructure and Transport**

Signed for and on behalf of the  
Australian Capital Territory by


  
.....  
**Chief Minister and Minister for Territory and Municipal Services**  
Date: 4 / 4 / 2012

# Australian Capital Territory

Project	Total Project Cost	AG funding contribution 2008-09 to 2013-14	AG payments to 30 June 2011	2011-12 Forecast	12-13 Forecast	13-14 Forecast	Conditions
	\$m	\$m	\$m	\$m	\$m	\$m	
<b>Schedule A - Investment and Off-network program</b>							
<b>NBP (NEW) PROJECTS</b>							
<b>OFF-NETWORK</b>							
The total Australian Government contribution for the two projects below is capped at \$37.5m. Within this amount funds can be reallocated between the projects to best meet project funding requirements. The ACT will meet remaining costs for the two projects.							
Monaro Highway Duplication (Canberra Avenue - Newcastle Street)	18.5	18.5	14.1	4.5	-0.1		
Package of Works in Canberra Airport Precinct	2.0	2.6	2.0				
Tharwa Road/Lanyon Drive upgrade	19.0	7.5	7.5				
<b>Sum of NBP (New) Project Funding</b>		<b>28.0</b>	<b>23.6</b>	<b>4.5</b>	<b>-0.1</b>	<b>0.0</b>	
<b>ROAD MAINTENANCE FUNDING</b>							
Maintenance Contribution in 2008-09		0.5	0.5				
Indicative Maintenance Formula Contribution 2009-10 to 2013-14		2.4	0.9	0.5	0.5	0.5	Based on formula allocations in 2008-09, indicative funding for the ACT between 2009-10 to 2013-14 is \$2.35m. This is subject to revision in the light of revised data each year, including adjustments to the National Land Transport Network.
Nation Building additional maintenance in 2008-09		0.1	0.1				
<b>Sum of Indicative Road Maintenance Funding</b>		<b>3.0</b>	<b>1.5</b>	<b>0.5</b>	<b>0.5</b>	<b>0.5</b>	
<b>TOTAL INDICATIVE FUNDING TO ACT</b>		<b>31.0</b>	<b>25.1</b>	<b>5.0</b>	<b>0.4</b>	<b>0.5</b>	

# Australian Capital Territory

Project	Total Project Cost	AG funding contribution 2008-09 to 2012-13	AG payments to 30 June 2011	2011-12 Forecast	12-13 Forecast	13-14 Forecast	Conditions
	\$m	\$m	\$m	\$m	\$m	\$m	
<b>Schedule B - (Building Australia Fund)</b>							
Majura Parkway	288.0	59.5	0.0	9.5		50.0	Funding is to be used for the planning and construction of 11.5 km of dual carriageway linking the Federal Highway in the north and Monaro Highway in the south of Canberra.
<b>Total Building Australia Fund</b>		<b>59.5</b>	<b>0.0</b>	<b>9.5</b>	<b>0.0</b>	<b>50.0</b>	





# LEGISLATIVE ASSEMBLY FOR THE AUSTRALIAN CAPITAL TERRITORY

## SELECT COMMITTEE ON ESTIMATES 2012-2013

### ANSWER TO QUESTION TAKEN ON NOTICE DURING PUBLIC HEARINGS



Asked by Ms Le Couteur on Friday 22 June 2012: Ms Gallagher took on notice the following question(s):

Ref: Hansard Transcript 22 June 2012 #31

In relation to :

**MS LE COUTEUR:** I would like to talk a bit about cycling funding. I do not find these papers incredibly easy to understand. In the 2009-10 budget there was new recurrent funding for the cycling signage and infrastructure maintenance component. That was \$1.6 million over four years and that was part of the Labor Party-Greens parliamentary agreement. But since then, in the 2010-11 budget—the year before, not the one you have in front of you—it appears that the recurrent funding will cease in 2013-14. So the last round of this is 2012-13. Is that the case?

**Ms Gallagher:** I do not have last year's budget.

**MS LE COUTEUR:** We found that in last year's budget. The question is: where would we find money for maintenance, for recurrent expenditure on cycleways and footpaths in this budget? We managed to find it in the past and we are failing with this one. It may be our lack of ability to understand your figures.

**Mr Gill:** There are two aspects. The recurrent budget is not shown in these budget papers.

**MS LE COUTEUR:** How can we find out what the recurrent budget is for footpaths and cycle maintenance?

**Mr Gill:** The funding that you talked about was some supplementary funding to the recurrent budget.

**MS LE COUTEUR:** Sorry?

**Mr Gill:** The funding that you talked about, which was over four years, was supplementary funding to the existing recurrent budget.

**MS LE COUTEUR:** And that is no longer going forward?

**Mr Gill:** It was over a four-year period.

**MS LE COUTEUR:** So that funding will cease, which is what we thought. Is it possible to find out what is the base recurrent funding for these going forward? We have spent quite a while racking our brains and have been unable to work it out.

**Ms Gallagher:** In terms of recurrent expenditure on the maintenance of—

**MS LE COUTEUR:** On the maintenance of footpaths and cycleways. Is that possible?

**Ms Gallagher:** We will see how we can break that down.

**Mr Gill:** We can take that on notice. It is not available in these papers.

**THE CHAIR:** That is taken on notice.

**MR HARGREAVES:** Is that because these budget papers are in fact based on an incremental budgeting process instead of zero based, so in fact as every year goes by, the base may shift, but you will not ever find the actual details of any program in an existing set of budget papers?

**MS LE COUTEUR:** I suspect you are correct but the problem is I want to find out—


**MS HUNTER:** The budget papers would be huge, but it would be great if you could take that on notice and get us that information.

**Ms Gallagher :** The answer to the Member's question is as follows:—

TAMS allocated recurrent budget funding of \$3.2m in the 2011-12 financial year for maintenance of cyclepaths and footpaths.

In addition to the recurrent funding, there is a four year initiative of \$1.6m per annum which was included in the 2009-10 budget papers. This initiative covers the period 2009-10 to 2012-13.

Approved for circulation to the Standing Committee on Estimates 2012-2013

Signature: 

Date: 29/6/12


By the Minister for Territory and Municipal Services, Katy Gallagher MLA



**LEGISLATIVE ASSEMBLY FOR THE AUSTRALIAN CAPITAL TERRITORY**  
**SELECT COMMITTEE ON ESTIMATES 2012-2013**

---

**ANSWER TO QUESTION TAKEN ON NOTICE**  
**DURING PUBLIC HEARINGS**



---

Asked by Ms Le Couteur on Friday 22 June 2012: Ms Gallagher took on notice the following question(s):

Ref: Hansard Transcript 22 June 2012 #33

In relation to :

**MS LE COUTEUR:** Thank you. Continuing on cycling funding, BP 3, page 175, down the bottom has a total of five and a half million dollars for more walking and cycle infrastructure. Is that all actually new projects, or is some of this for projects which have previously been announced? If so, what?

**Mr Gill:** Tony Gill, Director, Roads ACT. This is actually new funding. And these projects have not been announced. They would form part of the program of works that we have investigated over the last years.

---

**MS LE COUTEUR:** So are they for specific projects, or just you are saying, "Look, I'm sure we're going to need—there is enough demand that we could spend this usefully"?

**Mr Gill:** Yes, like the walking and cycling program, which is about trying to develop a network of walking and cycling infrastructure across the territory. So that it is basically targeting filling in either new links or completing missing links in the network. For instance, in the 2012-13 year, out of that \$75,000 there are some works in Kingston Foreshore around Bowen(?) Park, Bowen Place.

**MS LE COUTEUR:** Yes.

**Mr Gill:** There is some works proposed in Erindale centre, just on the recommendations in the Erindale master plan about the need to improve some footpath connections. There is some works proposed at Canberra Airport of Glenora Drive linking into some linking of Pialligo Avenue into that area. And there is also some works in Greenway east, connection of the footpath in a particular area.

**MS LE COUTEUR:** Would you be able to give us a list of the works?

**Ms Gallagher:** Yes.

**Mr Gill:** Yes.

**MS LE COUTEUR:** Because that would be—so, it sounds like at least for the next year the money has already been allocated.

**Ms Gallagher:** Yes.

**Mr Gill:** Yes, I mean, there is always a large list of locations that come under consideration.

**MS LE COUTEUR:** I am sure there is a large universe of people asking for—so, is this money largely for construction or will some of it be being into design?

**Mr Gill:** It is a combination of design and construction.

**MS LE COUTEUR:** Would you be able to give us an idea of how much, you know, proportions of how much is—

**Mr Gill:** Typically five per cent, but, yes.

**MS LE COUTEUR:** Typically five per cent design and the rest construction? That is—I mean, that is fine. That is the sort of thing—

**THE CHAIR:** So that you took on notice to get a list, is that right?

**Mr Gill:** Took on notice to get a list and probably no need to give any additional information.

**Ms Gallagher :** The answer to the Member's question is as follows:—

The projects included as part of the 2012-13 funding for Walking and Cycling Infrastructure which forms part of the Urban Improvement Program are listed below:


- shared path improvement in Bowen Park, Barton;
- footpath improvements in Erindale Centre;
- footpath improvements on Mortimer Lewis Drive in East Greenway; and
- provision of on road cycle lanes on Glenora Drive, Pialligo.

The balance of work in the forward years will be identified from the list of locations included in the 2011 Cardno Report "ACT Cycling and Pedestrian Network – Priority Network for Capital Works".

This report is available on the TAMS website:

[www.tams.act.gov.au/move/cycling/trunkcycleandpedestrianinfrastructure](http://www.tams.act.gov.au/move/cycling/trunkcycleandpedestrianinfrastructure).

Approved for circulation to the Standing Committee on Estimates 2012-2013

Signature: 

Date: 29-6-12

By the Minister for Territory and Municipal Services, Katy Gallagher MLA



**LEGISLATIVE ASSEMBLY FOR THE AUSTRALIAN CAPITAL TERRITORY**  
**SELECT COMMITTEE ON ESTIMATES 2012-2013**

**ANSWER TO QUESTION TAKEN ON NOTICE**  
**DURING PUBLIC HEARINGS**



Asked by Ms Bresnan on Friday 22 June 2012: Ms Gallagher took on notice the following question(s):

Ref: Hansard Transcript 22 June 2012 #37

In relation to :

**THE CHAIR:** Okay. And just in that vein, just on Erindale bus station and the feasibility study, there was funding in the previous budget, I think just over \$3 million, that was—and the estimated completion was actually February this year. And now we have got some additional money in the budget for design. Just wondering what has been the delays in the completion and why there was not design money approved in the original budget allocation?

**Mr Peters:** Yes, Paul Peters. ED, TAMS. We originally had consultants on board to look at a park and ride site for us at Erindale. They had come up with a design along a street called McBride Crescent near McDonald's. There was then master planning process undertaken around Erindale. When we sort of put those two things together, the location of the site plus feedback from businesses and stakeholders in the area suggest that that original solution along McBride Crescent probably was not the most desirable, so we pulled back from that and, you know, have come up with a more integrated design that works with the future of the centre. So this design is about—this design funding is about, you know, getting that new facility to work.

**THE CHAIR:** Right, because so it has been in relation to those concerns that have come?

**Mr Peters:** Yes, so the original design, there was a lot of feedback from the community.

**THE CHAIR:** Yes.

**Mr Peters:** About how that might work, so we think we have got a better design now.

**THE CHAIR:** So that \$3 million that was in the previous budget, that is still dedicated to the Erindale work?

**Mr Peters:** That is—I might have to take that on notice. I think it has been reallocated to other bus stations and park and rides.

**THE CHAIR:** Okay. So will then—will more money then have to be found to actually do that Erindale work? Even though it was meant to be completed?

**Mr Gill:** We will take that on notice.

**THE CHAIR:** So that will be taken on notice?

**Mr Peters:** Yes.

**THE CHAIR:** Okay.

**MR SMYTH:** Sorry, so just to be clear, the money for Erindale has now been dedicated to other—

**Mr Peters:** I will just take that on notice. I will take that on notice.

**THE CHAIR:** So we just have to—

**MR SMYTH:** So it would therefore require an appropriation in the 2013-14 budget, because it is not in the 2012-13?

**Ms Gallagher:** Well, we will just take it on notice.

**THE CHAIR:** If we can get that information, that would be good.

**MR SMYTH:** Just further on Erindale, is what is proposed consistent with the master plan?

**Mr Peters:** Yes. So what we have now come up with is a bus station and stops that is integrated with the future of the centre, so it is more or less what we are talking about is something along Ricardo Street(?).


**Ms Gallagher :** The answer to the Member's question is as follows:—

\$0.35m has been allocated in the 2012-13 Budget to progress detailed design for the Erindale bus station and associated public transport infrastructure improvements.

Previous funding of \$3.15m was reallocated to other public transport projects during 2011-12 financial year while the Erindale master plan was completed.

In the 2012-13 Budget it was agreed to fund the design of capital projects prior to committing construction funds. Once designed a construction bid will be made in 2013-14.

Approved for circulation to the Standing Committee on Estimates 2012-2013

Signature: 

Date: 12.7.12

By the Minister for Territory and Municipal Services, Katy Gallagher MLA




**LEGISLATIVE ASSEMBLY FOR THE AUSTRALIAN CAPITAL TERRITORY**

**SELECT COMMITTEE ON ESTIMATES 2012-2013**

---

**ANSWER TO QUESTION TAKEN ON NOTICE**  
**DURING PUBLIC HEARINGS**



---

Asked by Ms Hunter on Friday 22 June 2012: Ms Gallagher took on notice the following question(s):

Ref: Hansard Transcript 22 June 2012 #40

In relation to :

**MS HUNTER:** Yes, and it is actually page 220 of budget paper 3, so it—with the city bus layover, it is claimed on page 220 that it is a saving. But on page 115 of budget paper 4, it says that it has been reprofiled, and the money is being spent in 2012-13. Could you explain that?

**Mr Peters:** So, just in terms of the project, so Dickson is actually part of that Northbourne corridor project, so it is with ES—environment and Sustainable Development. City layover, the design funding for that, they have not actually done the feasibility study or completed the feasibility study in ESDD, so we have not commenced the design. How the funding has been moved around, I might have to take that on notice to explain that.

**MS HUNTER:** Okay, because—

**THE CHAIR:** That is taken on notice.

**MS HUNTER:** That would be good. And when is it to your expectation that that will work will be done by ESDD, or is it now—

**Ms Gallagher:** It is subsumed into that.

**MS HUNTER:** Okay, the city—

**Ms Gallagher:** Which ESDD are primarily leading.


**Ms Gallagher : The answer to the Member's question is as follows:-**

The initial budget for the project was \$1m in the 2011/12 budget. A saving of \$0.5million was identified as the scope of the project was refined.

Page 115 of budget paper 4 refers; within the 2012/13 Budget Technical Adjustments there is a reprofiling of the unspent \$0.5million from 2011/12 to 2012/13.

The saving is then identified as a ceasing initiative under Budget Policy Adjustments on the same page.

Approved for circulation to the Standing Committee on Estimates 2012-2013

Signature: 

Date: 29.6.12

By the Minister for Territory and Municipal Services, Katy Gallagher MLA



# LEGISLATIVE ASSEMBLY FOR THE AUSTRALIAN CAPITAL TERRITORY

SELECT COMMITTEE ON ESTIMATES 2012-2013

ANSWER TO QUESTION TAKEN ON NOTICE  
DURING PUBLIC HEARINGS



Asked by Ms Le Couteur on Friday 22 June 2012: Ms Gallagher took on notice the following question(s):

Ref: Hansard Transcript 22 June 2012 #44

In relation to :

**MS LE COUTEUR:** Thank you. Okay, BP 4, page 104, output land management. Cost to TAMS for land management are scheduled to drop by \$8.5 million between 2011-12 and 2012-13, and there was a similar drop in the 2011-12 budget. We will now be dropping down to \$76.6 million. We started off two years ago at—

**Ms Gallagher:** Ms Le Couteur, do you reckon we could just start that again, just as there was a bit of a—

**MS LE COUTEUR:** Sorry, I was reading my numbers. Yes, budget paper 4, page 104, basically cost to TAMS for land management are scheduled to drop by \$8.5 million between 2011-12 and 2012-13, and they will go from maybe \$85.2 million to \$76.6 million. And there was a similar drop last year in the 2011-12 budget when the estimated cost in 2010-11 was \$92 million. So the trend is we are basically losing \$8 million a year into land management. How are we managing to achieve this reduction in cost? Is it going to continue into the future?

**Mr Byles :** Madam Chair, through you, Gordon Elliott, Chief Financial Officer, I might be able to provide a response to this.

**Mr Elliott:** Gordon Elliott, Director, Finance. Excuse me. Yes, sure, you will note there that we have got a government payment for outputs figure \$66.5 million and in 2012-13 down to \$64.6 million. So it has been only around about a \$2 million reduction there. And that relates to internal restructuring. We did have an asset acceptance group previously in this output, and they have transferred to output 1.5. So that will—so initially that is the GPO reason for the variance. Then I will go to the total cost variance.

So initially is \$2.2 million from the internal restructure, and then this output also includes the bush fire insurance program, which last year was around 2 and a half million dollars to \$3 million in expenses. So whilst you will see that figure in 2011-12, that budget is still to be developed for 2012-13. So that will account for a further \$3 million of that variance. And then also this output includes some storm insurance expenditure as a one-off for 2011-12. So whilst that will be in 2011-12, it will not be in

2012-13. So you will see that there is several items then that actually will contribute to that full eight and a half million dollars variance.

**MS LE COUTEUR:** Okay. Could I ask you—I think you need to take this on notice, so it is easier for us—to actually provide a breakdown of the costs by the various responsibilities under land management? If possible, include the last two years, or at least the last year as well as the coming years so that we could actually see what is happening?

**THE CHAIR:** So that has been taken on notice, yes?

**MS LE COUTEUR:** I think that I am understanding you as saying that there have not actually been any services cut or cancelled, or am I confused?

**Mr Elliott:** Yes, Gordon Elliott, Director, Finance. I guess my point was that whilst we transferred around about in the order of around \$2 million in GPO to another output—

**MS GALLAGHER :** The answer to the Member's question is as follows:—

The Land Management Output includes:

<b>Output 1.4 Land Management</b>	<b>2010-11 Annual Report</b>	<b>2011-12 Estimated Outcome</b>	<b>2012-13 Initial Budget Allocation</b>
	<b>\$m</b>	<b>\$m</b>	<b>\$m</b>
PACS Division wide costs (eg Utilities)	3.4	2.7	1.6
Asset Revaluation, Transfer and Expensing of Capital Works	9.5	0.0	0.0
Depreciation	7.1	7.5	8.2
Parks and Conservation	32.1	33.6	27.9
City Services	36.2	37.4	35.3
National Arboretum	0.0	1.6	3.6
Asset Acceptance	0.0	2.4	0.0
Conservation Planning and Research	2.5	0.0	0.0
City Centre Marketing and Improvements Levy	2.3	0.0	0.0
	<b>93.2</b>	<b>85.2</b>	<b>76.7</b>


The primary variations between the 2010-11 and 2011-12 years arise from a one-off impact of \$9.5m in adjustments relating to the asset revaluation process, asset transfers and the expensing of works in progress from the capital works program in 2010-11. The 2011-12 estimated outcome does not include provisions for these expenses due to the variability in these numbers. Further variations arise from the rollover of \$0.8m for the Strategic Bushfire Management plan from the 2010-11 to the 2011-12 year, and an increase of \$1.150m for the 2011-12 Initiative 'Canberra's Urban Treescape'. A significant reduction in 2011-12 costs arises from the transfer of the Conservation Planning and Research function to the Environment and Sustainable Development Directorate in May 2011 and the transfer of the City Centre Marketing and Improvements Levy to the Economic Development Directorate. A number of smaller cost adjustments have been made reflecting movements in initiative funding.

The primary variations between the 2011-12 estimated outcome and the 2012-13 initial budget allocation includes \$3.5m in expenditure funded from fire insurance funds and the \$0.8m in Strategic Bushfire Management Plan fund in the 2011-12

year. The 2012-13 budget excludes these adjustments and incorporates a reduction in funding under the 2010-11 Initiative 'Additional funding for Maintenance of Municipal Assets'. A number of smaller cost adjustments have been made reflecting movements in initiative funding. Further, the 2011-12 estimated outcome reflects the part year impact of the transfer of the National Arboretum Canberra from the Economic Development Directorate while the 2012-13 initial budget allocation includes the expected full year costs.

Internal restructuring has affected the treatment of Asset Acceptance costs in recent years. The costs in the 2012-13 year will be reflected in Output 1.5 Regulatory Services.

Approved for circulation to the Standing Committee on Estimates 2012-2013

Signature: 

Date: 2.7.12

By the Minister for Territory and Municipal Services, Katy Gallagher MLA