

Standing Committee on Planning, Environment and TAMS
Annual and Financial Reports 2014-2015
Questions Taken on Notice
Public hearings of 11 November 2015

| Type of Questions | No | Hearing Date | Asked By | Directorate / Portfolio | Subject | Proof Transcript page no | Answer date |
|-------------------|----|--------------|------------|-------------------------|---|--------------------------|-------------|
| QoN | 21 | 11/11/15 | Doszpot | Sport and Rec | Lyneham Beach Volleyball | N/A | 1/12/15 |
| QoN | 22 | 11/11/15 | Doszpot | Sport and Rec | Grants to grass roots sports clubs | N/A | 1/12/15 |
| QoN | 23 | 11/11/15 | Doszpot | Sport and Rec | Community ovals | N/A | 1/12/15 |
| QToN | 24 | 11/11/15 | Bourke | TAMS | How much money did they raise for Pat Rubly park? | 39 | 19/11/15 |
| QToN | 25 | 11/11/15 | Fitzharris | TAMS | Finally on the outdoor gym equipment, has the location for the one at Yerrabi pond been finalised? | 41 | 19/11/15 |
| QToN | 26 | 11/11/15 | Fitzharris | TAMS | Has some proportion of the BMX track at Kippax Oval been removed for either Icon Water infrastructure or ActewAGL | 42 | 19/11/15 |
| QToN | 27 | 11/11/15 | Coe | TAMS | How long was the Pialligo Quarry shut down for and when did Worksafe give approval for quarrying to resume? | 42-44 | 19/11/15 |
| QToN | 28 | 11/11/15 | Bourke | TAMS | Area mowed in Belconnen | 44 | 26/11/15 |
| QToN | 29 | 11/11/15 | Wall | TAMS | Provide a schedule of the variations to the arterial roads contract and a dollar value for those. | 46 | 19/11/15 |
| QToN | 30 | 11/11/15 | Doszpot | TAMS | What percentage of the mowing work covers the arterial roads, dollar-wise, compared to what is done by local contractors? | 47 | 19/11/15 |
| QToN | 31 | 11/11/15 | Wall | TAMS | Provide site-by-site summary of what was done under the Bushfire Operational Plan and what was not. | 51 | 19/11/15 |

| Type of Questions | No | Hearing Date | Asked By | Directorate / Portfolio | Subject | Proof Transcript page no | Answer date |
|-------------------|----|--------------|----------|-------------------------|--|--------------------------|---------------------|
| QToN | 32 | 11/11/15 | Doszpot | Sport and Rec | Were tenants of Sports House offered new agreements in order for them to stay at Sports House? | 65 | Answered on the day |
| QToN | 33 | 11/11/15 | Bourke | TAMS | How many volunteers are involved in the Libraries ACT English conversation program? | 74 | 19/11/15 |
| QToN | 34 | 11/11/15 | Wall | TAMS | What was the breakdown of library visits between the digital and the physical? | 76 | 19/11/15 |
| QToN | 35 | 11/11/15 | Coe | TAMS | Regarding the KPMG and PWC reports on the Mugga Way waste facility: when were they commissioned, what was the scope of each and when were they received? | 78-80 | 30/11/15 |
| QToN | 36 | 11/11/15 | Bourke | TAMS | What happens when the Green Sheds are full of a particular type of item? | 88 | 19/11/15 |
| QToN | 37 | 11/11/15 | Wall | TAMS | What does Capital Linen Services fee for corporate support cover? | 91 | 19/11/15 |



LEGISLATIVE ASSEMBLY
FOR THE AUSTRALIAN CAPITAL TERRITORY

STANDING COMMITTEE ON PLANNING, ENVIRONMENT AND TERRITORY AND
MUNICIPAL SERVICES


Ms Meegan Fitzharris MLA (Chair), Mr Alistair Coe MLA (Deputy Chair),
Dr Chris Bourke MLA, Mr Andrew Wall MLA

Inquiry into referred 2014–15 Annual and Financial Reports
ANSWER TO QUESTION ON NOTICE
11 November 2015

Asked by Mr Steve Dospot MLA:

In relation to:

1. What is the final agreed cost for the Lyneham Beach Volleyball project?
2. What were the final payment agreements?
3. How much of the total cost was contributed to by the ACT Government?
4. Under which funding grants programs was the funding provided?
 - a. If parts of funding came from different grants programs please outline how much funding came from each grant program.



Mr Shane Rattenbury MLA: The answer to the Member's question is as follows:–

1. The funds available for the project are \$1,063,510, which includes an amount for contingencies, however, the project is currently costed for delivery at \$993,967 (GST exclusive), including:
 - \$124,315 (GST excl) for planning and design costs;
 - \$832,476 (GST excl) for construction (agreed contract price with Capital Civil Contractors); and
 - \$37,176 (GST excl) for project superintendency.
2. As the project manager, Volleyball ACT is responsible for the payment of any invoices from the contractor. Given this, the financial commitment for this project from the Territory (through the Sport and Recreation Grants Program, Facilities Improvement Program and Lyneham Precinct Capital Funding) has been provided to Volleyball ACT. Volleyball ACT must seek Territory support prior to the payment of any costs associated with the construction of the facility.
3. Of the total funds available for the project, the ACT Government has committed up to \$833,510 (GST exclusive) which includes funds for the initial feasibility report, planning, design and construction. Volleyball ACT is contributing \$230,000 (GST exclusive). Based on the current costings, the Territory's contribution is expected to be \$763,967 (GST exclusive). Final costs will be known once all payments are reconciled after project completion.
4. Grant funding for the project was provided via various funding programs as part of the Sport and Recreation Grants Program.

- a. The table below provides a breakdown of the grant funding provided and which area of the Sport and Recreation Grants Program it was funded through:

| Sport and Recreation Grants Program – Funding Stream | Project Item | Cost |
|---|---|------------------|
| Community Sport and Recreation Development Program - 2012 | Feasibility Study | 13,000 |
| Emergency Supplementary Program - 2013 | Engineering Concept and Site Investigation Report | 15,510 |
| Special Purpose - 2013 | Detailed Design, Approvals and Construction | 25,000 |
| Capital Assistance Program - 2014 | Construction | 258,531 |
| Capital Assistance Program – 2015 | Construction | 241,469 |
| Facilities Improvement Program – 2015 | Construction (provision of floodlights) | \$200,000 |
| Capital Works Program (Lyneham Precinct) | Construction (provision of water and sewerage services) | \$80,000 |
| | Total | \$833,510 |

Approved for circulation to the Standing Committee on Planning, Environment and Territory and Municipal Services

Signature:



Date: 29/11/15

By the Minister for Sport and Recreation, Shane Rattenbury




LEGISLATIVE ASSEMBLY
FOR THE AUSTRALIAN CAPITAL TERRITORY

STANDING COMMITTEE ON PLANNING, ENVIRONMENT AND TERRITORY AND
MUNICIPAL SERVICES

Ms Meegan Fitzharris MLA (Chair), Mr Alistair Coe MLA (Deputy Chair),

Dr Chris Bourke MLA, Mr Andrew Wall MLA

Inquiry into referred 2014–15 Annual and Financial Reports
ANSWER TO QUESTION ON NOTICE
11 November 2015



Asked by Mr Steve Dospot MLA:

In relation to:

1. What funding grants are available to grass roots sports clubs?
2. Can you please provide a complete list of grant recipients and the amount granted for 2012/2013, 2013/2014 and 2014/2015?
3. What is the total cost of sports funding grants for the last 3 financial years separated by year?
4. What funding grants are available to clubs to help increase coaching or referee quality?
5. What funding grants are available to individual athletes?
6. What training grants will be provided to local athletes in the lead up to the 2016 Olympic/Paralympic games?
7. How will these funding grants be determined?
8. What is the total cost of these funding grants?


Mr Shane Rattenbury MLA: The answer to the Member's question is as follows:–

1. Grassroots sports clubs have access to funding for capital works initiatives or projects/programs through the Sport and Recreation Grants Program (SRGP).
2. A complete list of grant recipients for the previous financial years can be found in the following Annual Reports:
 - a. 2012/13 EDD Annual Report - pages 312-322
http://www.economicdevelopment.act.gov.au/data/assets/pdf_file/0012/497586/ac_2012-13_EDD_Annual_Report.pdf
 - b. 2013/14 EDD Annual Report - pages 77-83
http://www.economicdevelopment.act.gov.au/data/assets/pdf_file/0006/660165/EDD_Annual_Report_2013-14_ACC_Nov14.pdf
 - c. 2014/15 CMTEDD Annual Report - pages 84-93
http://www.cmd.act.gov.au/data/assets/pdf_file/0004/782059/CMTEDD-AR-Vol-4.pdf
3. The total cost of sports funding grants for the last 3 financial years are as follows:
 - a. 2012/13 - \$2,323,937
 - b. 2013/14 - \$2,719,497
 - c. 2014/15 - \$2,819,497

4. Sports clubs have access to coaching and referee development through their state sporting organisations, who receive operational funding through the SRGP to assist in these core functions.
5. There are no structured programs within the SRGP that provide individual athlete support. The ACT Academy of Sport (ACTAS) supports nationally identified athletes through the ACTAS Individual Athlete Program (IAP) which reimburses athletes for agreed expenses such as: coaching, equipment, travel, and training/competition related expenses.
6. While not a grants program, the ACT Government will support local athletes in the lead up to the 2016 Olympic/Paralympic Games with direct financial assistance through the ACT Olympic and Paralympic Training Support program.
7. ACT Olympic and Paralympic Support is available to eligible ACT athletes who have been identified by their National Sporting Organisation (NSO), in consistency with Australia's Winning Edge, as a prospect to earn selection for the 2016 Olympic or Paralympic Games.
8. The budget for the 2016 ACT Olympic and Paralympic Training Support program is \$87,000.

Approved for circulation to the Standing Committee on Planning, Environment and Territory and Municipal Services

Signature:



Date:

29/11/15

By the Minister for Sport and Recreation, Shane Rattenbury




LEGISLATIVE ASSEMBLY
FOR THE AUSTRALIAN CAPITAL TERRITORY

STANDING COMMITTEE ON PLANNING, ENVIRONMENT AND TERRITORY AND
MUNICIPAL SERVICES

Ms Meegan Fitzharris MLA (Chair), Mr Alistair Coe MLA (Deputy Chair),
Dr Chris Bourke MLA, Mr Andrew Wall MLA

Inquiry into referred 2014–15 Annual and Financial Reports
ANSWER TO QUESTION ON NOTICE
11 November 2015



Asked by Mr Steve Doszpot MLA:

In relation to:

1. On what basis are hire charges of ACT Government ovals determined?
2. What consultations are there with the sporting community in regards to the cost of oval hire charges?
3. What formal consultation process does Sport and Recreation services engage in with sporting clubs and bodies to determine their ongoing needs?
4. What has been the annual cost of oval maintenance in the past 4 financial years broken down year by year?
 - a. Of these costs what is the breakdown of expenditure on lighting maintenance, toilet and canteen maintenance and playing surface maintenance?
5. What plans does Sport and Recreation Services hold to upgrade community ovals?
6. What is the process is used to determine the priority of facility upgrades at community ovals?

Mr Shane Rattenbury MLA: The answer to the Member's question is as follows:–

1. In 2013, the Government adopted a four-year strategy to gradually raise fees and charges to achieve around a 20 per cent cost recovery level. In 2014-15, the cost recovery level was around 15 per cent.

In line with the strategy, hire fees are generally rising by a base rate of 6 per cent each year; with some hire fees rising by up to a maximum of 10 per cent. This is the case with some junior training fees which are rising in order to bring them to the rate of 50 per cent of the senior fees over a reasonable period.

A 20 per cent cost recovery target is considered to be reasonable because it:

- has been benchmarked against what other government/councils charge;
- goes some way toward meeting the rising cost of maintaining our sportsgrounds, especially the cost of potable water which can account for up to 50 per cent of the sportsground maintenance budget, subject to annual rainfall and weather patterns; and

- continues to ensure community access to sportsgrounds is affordable (ACT Government sportsground fees and charges make up a small proportion of the cost for participants, especially at the junior level. As an example, a junior soccer club is currently charged \$6.00 per hour to hire one football field for training (based on the new fees introduced on 1 October 2015). Some football clubs share this space across numerous teams, accommodating the needs of up to 50 participants per field. For an individual participant, the cost to hire one football field can be as little as \$0.12 per hour (up from \$0.11 in the previous year).
2. Recognising the Government adopted a four-year strategy to gradually raise fees and charges in 2013, the following communication activities are undertaken each year to help inform the industry of these changes:
 - updates provided to hirers (associations/clubs) via the distribution of monthly sportsground hiring statements detailing that *“new fees and charges apply from 1 October each year and accounts will be adjusted accordingly”*.
 - SRS Website - update of fees and charges on website.
 - advice to associations - verbal advice provided at the Winter and Summer sportsground allocation meetings to associations with a copy of the new fees and charges provided for distribution to affiliated clubs.
 3. Sport and Recreation Services (SRS) undertakes a range of consultation activities with sporting associations and clubs regarding their ongoing needs, including:
 - regular meetings with organisations that receive triennial operational funding from the Sport and Recreation Grants Program.
 - regular liaison with sportsground users via direct contact with management and operational field staff (i.e. sportsground rangers, sportsground maintenance supervisors) from Sport and Recreation Services.
 - feedback from the industry informs development of the Education and Training Program to target identified sectoral needs and emerging trends.
 - engagement with sport and recreation organisations regarding facility requirements. SRS has for some time encouraged sports to develop Strategic Facility Plans to identify and prioritise current and future facility needs for their sport. Sports recognise the benefit of this approach and many have already or are in the process of developing these facility plans.
 4. Refer to table below, noting that the annual cost of oval maintenance is offset by revenue received for sportsground bookings.

| | 2014/15 June Actual | 2013/14 June Actual | 2012/13 June Actual | 2011/12 June Actual |
|---|------------------------|------------------------|------------------------|------------------------|
| Pavilion, Sportsground Lighting, Toilet and Canteen Maintenance | 1,007,121 | 1,098,763 | 782,814 | 1,425,686 |
| Playing Surface Maintenance (Including irrigation, mowing, soil, fertiliser, remediation activities and vehicles) | 9,985,337 | 11,300,751 | 10,531,981 | 6,797,566 |
| Employee and Administration Expenses | 2,350,838 | 1,778,339 | 1,666,784 | 1,954,598 |
| Annual Cost of Oval Maintenance | 13,343,296 | 14,177,852 | 12,981,579 | 10,177,849 |

- 4a. The information in the table above is reflective of how the sportsground accounts are setup within the ACT Government financial management system (Oracle).

5. Sport and Recreation Services has undertaken a range of activities to upgrade community ovals in the past couple of years, including:

- redevelopment of Woden Park;
- recently completed restoration of Weetangera Neighbourhood Oval, Watson Neighbourhood Oval and Bonython Neighbourhood Oval;
- construction of a new club house and meeting room at Greenway Enclosed Oval;
- construction of a new 4 bay synthetic cricket net facility at Wanniasa District Playing Fields;
- the extension of the canteen block at the Amaroo District Playing Fields;
- upgrade Campbell Neighbourhood Oval to support the ACT Veterans Athletics Club undertake throwing activities;
- the installation of floodlights to the Mint Oval in Deakin;
- the installation of floodlights to the Mawson Neighbourhood Oval;
- the addition of more floodlights at the Kambah District Playing Field 1;
- the upgrade of and extension to the Charnwood District Playing Field Pavilion;
- installation of a new computerised irrigation system (Rainbird IQ) for all SRS sportsgrounds, replacing the previous system that was more than 20 years old.

Future improvements currently in the planning phase include:

- redevelopment of Phillip Oval;
- further upgrades to sportsground lighting systems;
- irrigation upgrade to Hawker District Playing Fields.

6. Various factors are considered in determining priorities for facility upgrades, including:

- ongoing assessment of the age and condition of facilities and consideration of any potential safety issues.
- ongoing engagement with sporting and recreation organisations to understand their facility needs and priorities.
- Strategic Facility Plans, where available from the sports, to assist in identifying priority requirements.
- partnership opportunities, including the opportunity for co-investment.
- the potential for multiple sports/stakeholders to benefit from the upgrades.
- the opportunity to improve operational efficiencies and the long term sustainability of a sport.
- the cost of any particular project.
- the availability of funding.

Approved for circulation to the Standing Committee on Planning, Environment and Territory and Municipal Services

Signature:



Date: 29/11/15

By the Minister for Sport and Recreation, Shane Rattenbury



LEGISLATIVE ASSEMBLY
FOR THE AUSTRALIAN CAPITAL TERRITORY

STANDING COMMITTEE ON PLANNING, ENVIRONMENT AND TERRITORY AND MUNICIPAL SERVICES

Ms Meegan Fitzharris MLA (Chair), Mr Alistair Coe MLA (Deputy Chair),
Dr Chris Bourke MLA, Mr Andrew Wall MLA

**ANSWER TO QUESTION TAKEN ON NOTICE
DURING PUBLIC HEARINGS**

Asked by Dr Chris Bourke MLA on 11 November 2015: Shane Rattenbury MLA took on notice the following question(s):

Ref: Hansard Transcript 11 November 2015, Page 39 – QTON 24

In relation to: Pat Rubly Park

How much money has the community raised?

Mr Rattenbury: The answer to the Member's question is as follows:—

The community has raised \$5,800.

Approved for circulation to the Standing Committee on Planning, Environment and Territory and Municipal Services

Signature:

Date:

18/11/15

By the Minister for Territory and Municipal Services, Mr Shane Rattenbury MLA



LEGISLATIVE ASSEMBLY
FOR THE AUSTRALIAN CAPITAL TERRITORY

STANDING COMMITTEE ON PLANNING, ENVIRONMENT AND TERRITORY AND MUNICIPAL SERVICES

Ms Meegan Fitzharris MLA (Chair), Mr Alistair Coe MLA (Deputy Chair),
Dr Chris Bourke MLA, Mr Andrew Wall MLA

**ANSWER TO QUESTION TAKEN ON NOTICE
DURING PUBLIC HEARINGS**

Asked by Ms Meegan Fitzharris MLA on 11 November 2015: Fleur Flanery took on notice the following question(s):

Ref: Hansard Transcript 11 November 2015, PAGE 41 – QTON 25

In relation to: Yerrabi Ponds

Have plans been finalised in relation to the location of fitness stations at Yerrabi Ponds?

Mr Rattenbury : The answer to the Member's question is as follows:—

Preferred locations have been identified through public consultation. Final locations and construction dates will be announced prior to Christmas 2015.

Approved for circulation to the Standing Committee on Planning, Environment and Territory and Municipal Services

Signature:

Date:

18/11/15

By the Minister for Territory and Municipal Services, Mr Shane Rattenbury MLA



LEGISLATIVE ASSEMBLY
FOR THE AUSTRALIAN CAPITAL TERRITORY

STANDING COMMITTEE ON PLANNING, ENVIRONMENT AND TERRITORY AND MUNICIPAL SERVICES

Ms Meegan Fitzharris MLA (Chair), Mr Alistair Coe MLA (Deputy Chair),
Dr Chris Bourke MLA, Mr Andrew Wall MLA

**ANSWER TO QUESTION TAKEN ON NOTICE
DURING PUBLIC HEARINGS**

Asked by Ms Meegan Fitzharris MLA on 11 November 2015: Fleur Flanery took on notice the following question(s):

Ref: Hansard Transcript 11 November 2015, PAGE 42 – QTON 26

In relation to: Gungahlin BMX Park

- (a) Will the Gungahlin BMX Park remain in its current location?
- (b) Has ICON Water/ACTEW taken/claimed/using any land away from the Gungahlin BMX Park?

Mr Rattenbury : The answer to the Member's question is as follows:--

- (a) I am not aware of any plans to move the Gungahlin BMX Park.
- (b) TAMS is not aware of any changes to land tenancy relating to the Gungahlin BMX Park by ICON Water or ACTEW at this time.

Approved for circulation to the Standing Committee on Planning, Environment and Territory and Municipal Services

Signature:

Date:

18/11/15

By the Minister for Territory and Municipal Services, Mr Shane Rattenbury MLA



LEGISLATIVE ASSEMBLY
FOR THE AUSTRALIAN CAPITAL TERRITORY

STANDING COMMITTEE ON PLANNING, ENVIRONMENT AND TERRITORY AND MUNICIPAL SERVICES

Ms Meegan Fitzharris MLA (Chair), Mr Alistair Coe MLA (Deputy Chair),
Dr Chris Bourke MLA, Mr Andrew Wall MLA

**ANSWER TO QUESTION TAKEN ON NOTICE
DURING PUBLIC HEARINGS**

Asked by Mr Alistair Coe MLA on 11 November 2015: Fleur Flanery took on notice the following question(s):

Ref: Hansard Transcript 11 November 2015, Page 42 – QTON 27

In relation to: Pialligo Quarry

- (a) When was quarrying activity 'shut-down' by worksafe?
- (b) When was quarrying activity 'reopened' by worksafe?
- (c) What has happened at the quarry site to allow it to be reopened (what safety conditions have changed, what has changed?)?

Mr Rattenbury: The answer to the Member's question is as follows:-

- (a) The operation was shut-down by way of a Prohibition Notice on 5 April 2012.
- (b) The operation was allowed to recommence operations on 25 July 2013.
- (c) Worksafe advises that the operation was shut-down after concerns that the work area was unstable and may be subject to collapse. A Geotechnical report was undertaken, and the subsequent recommendations within the report allowed for the original Prohibition Notice to be revoked and replaced by an Improvement Notice, allowing operations to recommence whilst the identified safety concerns were addressed.

The recommendations included:

- Establishment of personnel and plant exclusion zones in areas of instability;
- Production of quarrying method statement setting out the limits to, and method of operation during and after heavy rainfall events;
- Adequate drainage to reduce saturation during rain events;
- Production of method statement for placement of excavated material;
- Adjustment to the height of working platforms; and
- Ongoing review of implementation by an engineer.

Approved for circulation to the Standing Committee on Planning, Environment and Territory and Municipal Services

Signature:

Date:

18/11/15

By the Minister for Territory and Municipal Services, Mr Shane Rattenbury MLA



LEGISLATIVE ASSEMBLY
FOR THE AUSTRALIAN CAPITAL TERRITORY

STANDING COMMITTEE ON PLANNING, ENVIRONMENT AND TERRITORY AND MUNICIPAL SERVICES

Ms Meegan Fitzharris MLA (Chair), Mr Alistair Coe MLA (Deputy Chair),
Dr Chris Bourke MLA, Mr Andrew Wall MLA

**ANSWER TO QUESTION TAKEN ON NOTICE
DURING PUBLIC HEARINGS**

Asked by Dr Bourke on 11 November 2015: Fleur Flanery took on notice the following question(s):

Ref: Hansard Transcript 11 November 2015, Page 44- QTON 28.

In relation to: Mowing

How many hectares of Belconnen are mowed?



Mr Rattenbury : The answer to the Member's question is as follows:—

The total area mown in Belconnen is 1,106.2 hectares.

Approved for circulation to the Standing Committee on Planning, Environment and Territory and Municipal Services

Signature:


Date:

24/11/15

By the Minister for Territory and Municipal Services, Mr Shane Rattenbury MLA



LEGISLATIVE ASSEMBLY
FOR THE AUSTRALIAN CAPITAL TERRITORY



STANDING COMMITTEE ON PLANNING, ENVIRONMENT AND TERRITORY AND MUNICIPAL SERVICES

Ms Meegan Fitzharris MLA (Chair), Mr Alistair Coe MLA (Deputy Chair),
Dr Chris Bourke MLA, Mr Andrew Wall MLA

**ANSWER TO QUESTION TAKEN ON NOTICE
DURING PUBLIC HEARINGS**

Asked by Mr Andrew Wall MLA on 11 November 2015: Fleur Flanery took on notice the following question(s):

Ref: Hansard Transcript 11 November 2015, Page 46 – QTON 29

In relation to: Mowing

Provide advice on variations to the arterial road mowing contract and the dollar value.

Mr Rattenbury : The answer to the Member's question is as follows:–

The contract for the arterial road mowing was developed to provide the Territory with suitable flexibility with respect to frequency of mowing and number of passes. The contract is available on the ACT Procurement website. The additional mowing is within the provisions of the existing contract.

The contract price is Commercial in Confidence.

Approved for circulation to the Standing Committee on Planning, Environment and Territory and Municipal Services

Signature:

Date: 24/11/15

By the Minister for Territory and Municipal Services, Mr Shane Rattenbury MLA



LEGISLATIVE ASSEMBLY
FOR THE AUSTRALIAN CAPITAL TERRITORY

STANDING COMMITTEE ON PLANNING, ENVIRONMENT AND TERRITORY AND MUNICIPAL SERVICES

Ms Meegan Fitzharris MLA (Chair), Mr Alistair Coe MLA (Deputy Chair),
Dr Chris Bourke MLA, Mr Andrew Wall MLA

**ANSWER TO QUESTION TAKEN ON NOTICE
DURING PUBLIC HEARINGS**

Asked by Mr Andrew Wall MLA on 11 November 2015: Fleur Flanery took on notice the following question(s):

Ref: Hansard Transcript 11 November 2015 Page 47 – QTON 30

In relation to: Mowing

What percentage of work covers the arterial roads, dollar-wise, compared to what is done by local contractors?

Mr Rattenbury : The answer to the Member's question is as follows:–

The budgeted cost for mowing undertaken by City Services for the 2015-16 financial year is \$8.7m. Included within this budget is \$7.85m (90%) for in-house mowing (including overhead costs) and \$0.85m (10%) for contract mowing.

Arterial road mowing is undertaken under a contract by Citywide.

Mowing of rural roads and fire fuel reduction mowing is undertaken under contract by Landscape Direct Pty Ltd.

There are no Canberra based mowing contractors engaged by City Services in the 2015-16 financial year.

Information on the Canberra-Wide Dryland Grass Mowing Along Arterial and Connecting Roads contract is available on the Shared Services Procurement website.

Approved for circulation to the Standing Committee on Planning, Environment and Territory and Municipal Services

Signature:

Date: 18/11/15

By the Minister for Territory and Municipal Services, Mr Shane Rattenbury MLA



LEGISLATIVE ASSEMBLY FOR THE AUSTRALIAN CAPITAL TERRITORY

STANDING COMMITTEE ON PLANNING, ENVIRONMENT AND TERRITORY AND MUNICIPAL SERVICES

Ms Meegan Fitzharris MLA (Chair); Mr Alistair Coe MLA (Deputy Chair),
Dr Chris Bourke MLA, Mr Andrew Wall MLA

ANSWER TO QUESTION TAKEN ON NOTICE DURING PUBLIC HEARINGS

Asked by Mr Andrew Wall MLA on 11 November 2015: Daniel Iglesias took on notice the following question(s):

Ref: Hansard Transcript 11 November 2015, Page 51 - QTON 31.

In relation to: The Bushfire Operations Plan

Can you please provide a site by site breakdown of what activities were taken/and not taken?

Mr Rattenbury : The answer to the Member's question is as follows:-

The Bushfire Operations Plan (BOP) sets out the work and activities that the Territory and Municipal Services (TAMS) Directorate aims to achieve each financial year to help manage bushfire risk. The plan is a requirement of the Strategic Bushfire Management Plan. It is divided into nine sections and covers all areas of fire protection across TAMS. These sections are:

- fuel management (slashing, controlled burning, grazing, physical removal and treatment of fuel by chemicals);
- access management (construction, upgrade and maintenance of trails);
- infrastructure (such as helipad development and building water tanks);
- equipment purchase;
- training;
- auditing and monitoring;
- planning and research;
- education; and
- response and standby.

During 2014-15 TAMS completed 87% of the identified BOP tasks. An additional 6% of activities were partially completed. The remaining incomplete activities, where appropriate and required, will be carried over to the 2015-16 BOP.

A breakdown of work undertaken and work completed can be found at pages 331-33 of the Justice and Community Safety Annual Report 2014-15.

A detailed description of the activities undertaken in the BOP can be found on the TAMS website:

http://www.tams.act.gov.au/parks-conservation/bushfire_management/fuel_management/bushfire-operations-plan

Approved for circulation to the Standing Committee on Planning, Environment and Territory and
Municipal Services

Signature:



Date:

18/11/15

By the Minister for Territory and Municipal Services, Mr Shane Rattenbury MLA



LEGISLATIVE ASSEMBLY
FOR THE AUSTRALIAN CAPITAL TERRITORY

STANDING COMMITTEE ON PLANNING, ENVIRONMENT AND TERRITORY AND MUNICIPAL SERVICES

Ms Meegan Fitzharris MLA (Chair), Mr Alistair Coe MLA (Deputy Chair),
Dr Chris Bourke MLA, Mr Andrew Wall MLA

**ANSWER TO QUESTION TAKEN ON NOTICE
DURING PUBLIC HEARINGS**

Asked by Dr Chris Bourke MLA on 11 November 2015: Ms Vanessa Little took on notice the following question(s):

Ref: Hansard Transcript 11 November 2015, PAGE 74 – QTON 33

In relation to: Libraries

How many volunteers are involved in the conversational English classes?

Mr Rattenbury : The answer to the Member's question is as follows:–

Libraries ACT has 23 volunteers who are involved in English Conversation Classes. The library service is also currently in the process of recruiting more volunteers for these classes.

In addition, English Conversation Classes are held within the libraries which are organised by community groups.

Approved for circulation to the Standing Committee on Planning, Environment and Territory and Municipal Services

Signature:

Date:

18/11/15

By the Minister for Territory and Municipal Services, Mr Shane Rattenbury MLA



LEGISLATIVE ASSEMBLY
FOR THE AUSTRALIAN CAPITAL TERRITORY

STANDING COMMITTEE ON PLANNING, ENVIRONMENT AND TERRITORY AND MUNICIPAL SERVICES

Ms Meegan Fitzharris MLA (Chair), Mr Alistair Coe MLA (Deputy Chair),
Dr Chris Bourke MLA, Mr Andrew Wall MLA

ANSWER TO QUESTION TAKEN ON NOTICE
DURING PUBLIC HEARINGS

Asked by Mr Andrew Wall MLA on 11 November 2015: Vanessa Little took on notice the following question(s):

Ref: Hansard Transcript 11 November 2015 PAGE 76 – QTON 34

In relation to: Libraries

What is the breakdown of visits to libraries by physical visits and digital visits?

Mr Rattenbury : The answer to the Member's question is as follows:–

To clarify the information provided at the hearing, the number of visits reported in the Annual Report does not include electronic visits. Electronic visits are reported separately. The total provided for loans includes electronic resources.

The number of physical visits to libraries was 1,995,331.

There were 799,069 visits to the library's website and 1,602,232 page views.

The total number of loans made was 3,052,574. Of these, the number of electronic books loaned was 252,136, which is 8.3% of total loans.

Approved for circulation to the Standing Committee on Planning, Environment and Territory and Municipal Services

Signature:

Date:

18/11/15

By the Minister for Territory and Municipal Services, Mr Shane Rattenbury MLA



LEGISLATIVE ASSEMBLY
FOR THE AUSTRALIAN CAPITAL TERRITORY

STANDING COMMITTEE ON PLANNING, ENVIRONMENT AND TERRITORY AND MUNICIPAL SERVICES

Ms Meegan Fitzharris MLA (Chair), Mr Alistair Coe MLA (Deputy Chair),
Dr Chris Bourke MLA, Mr Andrew Wall MLA


**ANSWER TO QUESTION TAKEN ON NOTICE
DURING PUBLIC HEARINGS**

Asked by Mr Alistair Coe MLA on 11 November 2015: Gary Byles took on notice the following question(s):

Ref: Hansard Transcript 11 November 2015 Pages 78-80

In relation to: ACT NOWaste

1. When did the Director-General commission the KPMG Report?
2. When did the Director-General receive the 'draft' KPMG Report?
3. What is the status and scope of the KPMG Report?
4. What is the status and scope of the PwC Report?



Mr Rattenbury : The answer to the Member's question is as follows:-

1, 2 & 3:

There was no report commissioned from KPMG.

4. Status and Scope of the PwC Report:

PwC was engaged by the Director-General in October 2014 to review practices, processes and related contract management activities associated with the earlier than expected consumption of landfill capacity at Mugga Lane. Specific areas to be addressed in the review included:

1. Whether proper contract management practices have been applied by ACT NOWaste management
2. The methodology applied by ACT NOWaste in the calculation of timelines for landfill capacity at Mugga Lane
3. When and how it was known by ACT NOWaste that Mugga Lane would exceed capacity
4. What immediate actions were taken by ACT NOWaste management as a result of this discovery, including timeliness of actions; and
5. The impact on the ACT's waste strategy, including meeting its waste targets.

PwC provided its findings in a report titled *Review of monitoring and forecasting practices associated with Mugga Lane Resource Management Centre landfill capacity*, which was finalised in January 2015. The report is available on the TAMS website.

The report made the following overall findings:

- The review identified a lack of clarity in relation to roles, responsibilities and processes, with uncertainty as to which Section and personnel within ACT NOWaste have ultimate responsibility for monitoring landfill consumption and forecasting remaining landfill capacity, and how those processes are to be undertaken.

- Overall landfill consumption monitoring and forecasting practices within ACT NOWaste have not been robust or well documented.
- The Review found there were long-standing capacity and capability issues from a staffing perspective within ACT NOWaste that need to be addressed in order to avoid future contract management failures.
- The Review found there was a need for increased communication between ACT NOWaste and Remondis (the landfill contractor), including an increased onsite presence by ACT NOWaste to assist in understanding and managing operational site issues.
- The Review found that an increased use of external landfill specialists by ACT NOWaste appears necessary, at least in the short-term, to provide advice and assist in the management of onsite landfill practices.
- The review recommended NW seek further advice on the level of cover material being used by Remondis.

TAMS accepted all of PWC's findings and developed an action plan and monitors progress on a quarterly basis. The findings have been substantially implemented. Some further work is underway around finalising and documenting the forecasting method, which reflects lessons learned over the past year, particularly the lessons learned from the construction of cells A2 and AC. The improvement of landfill management practices are ongoing, and are also being considered within the scope of the Waste Feasibility Study.

Approved for circulation to the Standing Committee on Planning, Environment and Territory and Municipal Services

Signature:



Date: 28/11/15

By the Minister for Territory and Municipal Services, Mr Shane Rattenbury MLA



LEGISLATIVE ASSEMBLY
FOR THE AUSTRALIAN CAPITAL TERRITORY

STANDING COMMITTEE ON PLANNING, ENVIRONMENT AND TERRITORY AND MUNICIPAL SERVICES

Ms Meegan Fitzharris MLA (Chair), Mr Alistair Coe MLA (Deputy Chair),
Dr Chris Bourke MLA, Mr Andrew Wall MLA

**ANSWER TO QUESTION TAKEN ON NOTICE
DURING PUBLIC HEARINGS**

Asked by Mr Alistair Coe MLA on 11 November 2015: Shane Rattenbury MLA took on notice the following question(s):

Ref: Hansard Transcript 11 November 2015, Page 88 – QTON 36

In relation to: Tiny's Green Shed

What happens to goods when Tiny's Green Shed rejects them or says they are full?

Mr Rattenbury : The answer to the Member's question is as follows:–

Goods not accepted by The Green Shed may be delivered by the customer to the Transfer Stations for eventual disposal at landfill.

Alternatively the customer may elect to donate goods with reuse potential to a charity, advertise on a website such as Gumtree or even give them to a family member or friend.

The Territory and Municipal Services Directorate website provides advice on alternative disposal options to Canberra residents at:

http://www.tams.act.gov.au/recycling-and-waste/a-z_waste_and_recycling_guide

Approved for circulation to the Standing Committee on Planning, Environment and Territory and Municipal Services

Signature:

Date:

18/11/15

By the Minister for Territory and Municipal Services, Mr Shane Rattenbury MLA



LEGISLATIVE ASSEMBLY
FOR THE AUSTRALIAN CAPITAL TERRITORY

STANDING COMMITTEE ON PLANNING, ENVIRONMENT AND TERRITORY AND MUNICIPAL SERVICES

Ms Meegan Fitzharris MLA (Chair), Mr Alistair Coe MLA (Deputy Chair),
Dr Chris Bourke MLA, Mr Andrew Wall MLA

ANSWER TO QUESTION TAKEN ON NOTICE
DURING PUBLIC HEARINGS

Asked by Mr Alistair Coe MLA on 11 November 2015: Gary Byles took on notice the following question(s):

Ref: Hansard Transcript 11 November 2015, PAGE 91 – QTON 37

In relation to: Capital Linen

What is the corporate fee Capital Linen pays to Territory and Municipal Services and what does this cover?

Mr Rattenbury : The answer to the Member's question is as follows:–

Capital Linen is a business unit of Territory and Municipal Services Directorate. The corporate fee is a charge levied on Capital Linen related to the corporate support services provided by TAMS.

Whilst the amount of the charge is commercial-in-confidence, it is commensurate with the amount previously paid by Capital Linen Service to Totalcare for similar services.

The charge covers finance, human resources and governance services including executive leadership.

Approved for circulation to the Standing Committee on Planning, Environment and Territory and Municipal Services

Signature:

Date: 18/11/15

By the Minister for Territory and Municipal Services, Mr Shane Rattenbury MLA