




# LEGISLATIVE ASSEMBLY FOR THE AUSTRALIAN CAPITAL TERRITORY

SELECT COMMITTEE ON ESTIMATES 2011-12

---

## QUESTION ON NOTICE

---



**ZED SESELJA MLA:** To ask the Minister for Environment and Sustainable Development

Ref: Sustainable Development Directorate, Budget paper 3, pg 102

In relation to: Accelerated Development of Unused Leased Land in Established Areas

The Government's description for this initiative is that it will resolve a range of 'complex issues preventing redevelopment of a number of leased or vacant sites in Canberra.'

1. What are the Government's perceived 'complex issues' that this initiative will resolve?
2. What sites have been identified under this program?
3. Would this initiative consider the Section 63 site which has not yet been developed for the past several years?

**MR CORBELL:** The answer to the Member's question is as follows:

1. For disused service station sites the complex issues include:
  - situations where owners have purchased sites with redevelopment in mind without fully realising the extent of finance required to properly redevelop the site;
  - instances where leaseholders are seeking to change the leases to enable the sites to be used for residential purposes. The remediation required must be of a standard appropriate for residential use; and
  - instances where some former service station sites remain the property of oil companies that have no motivation to sell or remediate the property.

For residential sites complexities include:

- situations where individual blocks are purchased by small developers and individuals for the purpose of land banking rather than development;
- consequences of the January 2003 bushfires and the unique circumstances apply to this class of leaseholds; and
- situations where leaseholders have got themselves into a complex mire of lease breaches, planning breaches and building breaches that require significant work to resolve.

E11-601

In all cases, the exercise of the enforcement provisions has to take into account the issue of property rights. Where statutory action is taken to enforce development, leaseholders have various rights of review and appeals available to them, either in the ACT Civil and Administrative Appeals Tribunal or through the ACT Supreme Court.

2. The 'Accelerated Development of Unused Lease Land in Established Areas' is a specialised program to manage unused leaseholds with complex issues to enable development or redevelopment consistent with urban infill policies.


There are over 50 long-term disused blocks or Greenfield sites that meet the criteria.

3. Section 63 does not meet the criteria of the program as it is under a holding lease. The terms of the lease enable the lease to be exercised on condition of the lessee securing a tenant for the foreshadowed development.

The commencement and completion provisions of the Act do not apply to the holding lease.

Approved for circulation to the Standing Committee on Estimates 2011-2012

Signature:



Date:

20.6.11

By the Minister for Environment and Sustainable Development, Simon Corbell MLA




**LEGISLATIVE ASSEMBLY FOR THE AUSTRALIAN CAPITAL TERRITORY**

SELECT COMMITTEE ON ESTIMATES 2011-12

---

**QUESTION ON NOTICE**

---



**ZED SESELJA MLA:** To ask the Minister for Environment and Sustainable Development

Ref: Sustainable Development Directorate, Budget paper 4, pg 298

In relation to: Change of Use Charge

1. How many developments in 2009-10 and 2010-11 have ACTPLA exempt from the change of use charge?
2. How many developments in 2009-10 and 2010-11 has ACTPLA negotiated down the change of use charge?
  - a. Why were they bargained down, and by what amount?
  - b. Does ACTPLA regularly negotiate down on the change of use charge?
3. Is ACTPLA aware of any developments, which may be put at risk due to the codification of change of use charges?
4. Has ACTPLA conducted any modelling on the effects that the change of use charge will have on:
  - a. Property values, particularly of homes in redevelopment zones?
  - b. Prices of units and houses that will have the change of use charge applied?
5. Does the removal of the valuation function from ACTPLA have any staff attached to it? If so, how many? [Budget Paper 4, page 303]

**SIMON CORBELL:** The answer to the Member's question is as follows:

1. None. ACTPLA does not exempt developments from CUC.
2. None. ACTPLA does not negotiate CUC, which is based on professional valuation advice.
3. No.

- 4. Codification of CUC is a Treasury project and a cost benefit analysis was included in the *Final Report on the Review of the Change of Use Charges System* prepared by Macroeconomics, November 2010. Independent economic assessment reports were also prepared by Mardi Dungey: *Review of Empirical Estimation of the Effects of Change of Use Charges (CUC)*, dated 29 November, 2010 and John Piggott *Reforming the Change of Use Charges (CUC) in the ACT: An independent economic assessment*, dated 25 November 2010.


These reports were released by the Chief Minister, Ms Katy Gallagher MLA, on 9 December 2010 in her former role as Treasurer and are available on the Treasury website.

<http://www.treasury.act.gov.au/about/publications.shtml#Change%20of%20Use%20Charge>

- 5. ACTPLA has never preformed a valuation function.

Approved for circulation to the Standing Committee on Estimates 2011-2012

Signature:



Date:

14-6-11

By the Minister for Environment and Sustainable Development, Simon Corbell MLA




**LEGISLATIVE ASSEMBLY FOR THE AUSTRALIAN CAPITAL TERRITORY**

**SELECT COMMITTEE ON ESTIMATES 2011-12**

---

**QUESTION ON NOTICE**

---



**ZED SESELJA MLA:** To ask the Minister for Environment and Sustainable Development

Ref: Sustainable Development Directorate, Budget paper 4, pg 298

In relation to: Contaminated Sites


1. Despite having been advised as early as 2009 that part of the site for the Eastlake development was part of the old Causeway Tip, why did ACTPLA give approval for the site to be developed?
2. How was it that after conducting, what has been reported to be 350 bore tests across the Molonglo site, ACTPLA still failed to detect contaminated land?
3. What will you be doing as the new Minister, to ensure that such issues do not arise again?
4. How many entries are there on the Contaminated Sites Register?
5. Does the Environment Protection Authority maintain a list of contaminated land?
  - a. If yes, why is this not on the Contaminated Sites Register?

**SIMON CORBELL:** The answers to the Member's questions are as follows —

1. ACTPLA has not given approval for the site to be developed. The area will be subject to a Territory Plan Variation and further investigations before any development can proceed on site. ACTPLA has had information about contamination in East Lake earlier than 2009 including contamination associated with railway activities that were investigated as early as 1998. The first comprehensive investigation of contamination in the area was completed in 2006 confirming presence of contaminants consistent with the municipal landfill activities. The preliminary planning study proceeded to investigate the site's potential to facilitate residential development and the outcomes were summarised in the Preliminary East Lake Urban Renewal Draft Planning Report from 2007. Further detailed contamination investigation was conducted in 2009-2010 in parallel with the Planning and Design Framework project which further investigated potential land use and housing mix in the area in relation to the constraints imposed on site. Therefore, the East Lake Urban Renewal is still in its planning stage which will ultimately result in the Territory Plan variation.

- 2. ACTPLA did not conduct bore tests across the North Weston Pond site. Rather, it commissioned expert consultants who applied a methodology that included in excess of 350 test pits and bore holes. This process, oversighted by an expert contaminated site auditor, did not fail to detect contaminated land.
- 3. The Auditor General's performance audit on the North Weston Pond project resulted in eight recommendations supported and agreed by all relevant agencies. The key recommendation is related to the project management of future high-risk infrastructure projects. It reaffirms the requirement for an inter-agency governance committee which will oversee complex projects. The project owner will be responsible for a strategic operational plan and a series of gateway reviews of ongoing feasibility of the project.
- 4. There are currently no sites listed on the Register of contaminated sites under the *Environment Protection Act 1997*.
- 5. Yes, the Environment Protection Authority (EPA) maintains information on known and potentially contaminated sites. The information is recorded in its contaminated sites management database and geographic information system.
  - a. As explained in the EPA's Contaminated Sites Environment Protection Policy, 2009 sites are only entered on the Register of contaminated sites when the Authority has cause to issue environment protection orders under sections 91C (1), 91D (1) or 125 (4) of the *Environment Protection Act 1997* relating to the assessment, remediation or management of suspected contaminated land and that land has not been assessed, remediated or appropriately managed voluntarily. To date the EPA has not had cause to issue orders under these sections of the Act as all assessments, remediation and management of contaminated land in the Territory have been undertaken voluntarily.

Approved for circulation to the Standing Committee on Estimates 2011-2012

Signature:  Date: 20.6.11


By the Minister for Environment and Sustainable Development, Simon Corbell MLA



**LEGISLATIVE ASSEMBLY FOR THE AUSTRALIAN CAPITAL TERRITORY**

SELECT COMMITTEE ON ESTIMATES 2011-12

**QUESTION ON NOTICE**



ZED SESELJA MLA : To ask the Minister for Environment and Sustainable Development

Ref: Sustainable Development Directorate, Budget paper 4, pg 298

In relation to: Dickson Master Plan

1. Since coming out with the Dickson Master Plan, what further discussions has ACTPLA had with concerned residents?
  - a. Please provide an update of issues that have been raised and ACTPLA's comments and actions.
2. What further works or discussions have been conducted around issues such as traffic and parking demands, land valuations, rental projects, and the like?
3. Can you give any assurances that developments subsequent to this master plan will lead to more parking facilities?

**SIMON CORBELL:** The answer to the Member's question is as follows:-

1. With the release of the final Dickson master plan, ACTPLA sent out leaflets to all residents and emailed everyone who had participated in the master plan consultation process. Business owners in the Dickson Centre were contacted and their response has been positive.
  - a. The key concerns raised in response to the Dickson Centre master plan related to traffic and car parking. Additional traffic and car parking analysis will occur as individual initiatives flowing from the master plan are progressed.
2. These issues will be addressed as individual initiatives flowing from the master plan are progressed.
3. It is envisaged that the current number of car parks in the Dickson Centre will be maintained and new developments will be required to provide the parking they generate.

Approved for circulation to the Standing Committee on Estimates 2011-2012

Signature:

A handwritten signature in black ink, appearing to be "Simon Corbell".

Date:

14.6.11

By the Minister for Environment and Sustainable Development, Simon Corbell MLA



**LEGISLATIVE ASSEMBLY FOR THE AUSTRALIAN CAPITAL TERRITORY**

**SELECT COMMITTEE ON ESTIMATES 2011-2012**

**ANSWER TO QUESTION TAKEN ON NOTICE**  
**DURING PUBLIC HEARINGS**

Asked by **MR SMYTH** : on 27 May 2011: Ms Sheehan took on notice the following question:

[Ref: Hansard Transcript 27 May 2011, page 1216]

In relation to :

Please provide a breakdown of the dollars spent on security in 2011-11 in public housing properties.

**MINISTER BURCH** : The answer to the Member's question is as follows:-

Housing ACT has spent \$617,000 on security in the year-to-date. The breakdown of expenditure is as followed:

Security patrols along Ainslie Ave - \$375,000  
Security patrols on 30 complexes across the ACT - \$135,000  
Other security patrols as required - \$101,000  
Security of construction sites - \$6,000

Approved for circulation to the Standing Committee on Estimates 2011-2012

Signature:

A handwritten signature in black ink, appearing to be 'Joy Burch'.

Date:

14.6.11

By the Minister for Community Services, Joy Burch MLA



**LEGISLATIVE ASSEMBLY FOR THE AUSTRALIAN CAPITAL TERRITORY**

**SELECT COMMITTEE ON ESTIMATES 2011-2012**

**ANSWER TO QUESTION TAKEN ON NOTICE**  
**DURING PUBLIC HEARINGS**

Asked by **MR COE** : on 27 May 2011: Mr Hehir took on notice the following question:

In relation to: Of the roughly 11,000 tenancies, how many would you say are not in employment, education or training but would be eligible.

**MINISTER BURCH** : The answer to the Member's question is as follows:-

Information recorded in Housing ACT's database Homenet is that 3,096 clients (aged between 16 and 65) from 1,846 tenancies are not currently primarily engaged in employment, education or training but would be eligible for either/or employment, education or training.

Approved for circulation to the Standing Committee on Estimates 2011-2012

Signature:

A handwritten signature in black ink, appearing to be 'Joy Burch'.

14/6/11 Date:

By the Minister for Community Services, Joy Burch MLA



QTON- 11/54

**LEGISLATIVE ASSEMBLY FOR THE AUSTRALIAN CAPITAL TERRITORY**

**SELECT COMMITTEE ON ESTIMATES 2011-2012**

**ANSWER TO QUESTION TAKEN ON NOTICE**  
**DURING PUBLIC HEARINGS**

*MLA*  
*9/6/10*

Asked by **MR COE** : Asked by on 27 May 2011: Mr Hehir took on notice the following question:

[Ref: Hansard Transcript 27 May 2011, page 1222]

In relation to : What is the turnover number of housing managers in 2009-10?

**MINISTER BURCH** : The answer to the Member's question is as follows:-

During 2009-2010, 4 Housing Managers left the Department, 3 resigned and 1 received a promotion.

Approved for circulation to the Standing Committee on Estimates 2011-2012

Signature:

A handwritten signature in black ink, appearing to be 'J. Burch'.

Date:

*14.6.11*

By the Minister for Community Services, Joy Burch MLA

**PLEASE NOTE**

1. Answers to questions taken on notice must be lodged with the Committee Office within **5 working days** of the hearing date, electronically and in hard copy.
- 2: Where an answer provides a referral to sources of information in published documents, the answer should include the exact name of the document, the author and agency publishing the document, the specific page numbers and an electronic link to the document.



# LEGISLATIVE ASSEMBLY FOR THE AUSTRALIAN CAPITAL TERRITORY

## SELECT COMMITTEE ON ESTIMATES 2011-2012

### ANSWER TO QUESTION TAKEN ON NOTICE DURING PUBLIC HEARINGS

Asked by **MR HANSON** : on 27 May 2011: Minister Burch took on notice the following question.

[Ref: Hansard Transcript 27 May 2011, page 1254]

In relation to:

Community facilities, what are those facilities and how much is provided to support the management of those facilities?

**MINISTER BURCH** : The answer to the Member's question is as follows:—

A list of Community Facilities is at Attachment A

Support is provided to the managers/users of the community facilities in two ways.

Firstly peppercorn rentals are charged for occupation and use of the facilities, except for the community hubs where a community rent is payable, and secondly the Government funds the minor capital works and maintenance of the facilities. The 2010-11 budget for the maintenance and refurbishment of community facilities is

	Minor Capital	Maintenance
Community Centres	\$1.235m	\$0.540m
Childcare/Youth Centres	\$0.833m	\$0.280m
Community Hubs *	\$0	\$0

(\* Maintenance and refurbishment works including utility costs are funded from rental payments)

Approved for circulation to the Standing Committee on Estimates 2011-2012

Signature:

24-6-11 Date:

By the Minister for Community Services, Joy Burch MLA

Current as at 10 May 2011

1	Aikira Community Childcare and Preschool	Communities @ Work Inc	Tillyard Drive Charmwood 2615	5	31
2	Appletree House Child Care & Education Centre	KU Children's Services	Cremean Close Wanniasa 2903	36	132
3	Black Mountain Community Preschool & Childcare Centre	The Uniting Church in Australia (ACT)	12 Farrer Street Braddon 2612	16	24
4	Bunyarra Children's Centre	Property Trust	27 Halley Street Chisholm 2905	10	540
5	Campbell Cottage Childcare Centre	YWCA	8 Savage Street Campbell 2612	24	14
6	Chinese - Australian Early Childhood Centre		50 Ainsworth Street Mawson 2607	1	17
7	Civic Early Childhood Centre		2 Childers Street Canberra City 2601	5	68
	Civic Youth Centre - now known as Club 12/25				
9	Conder Child Care Centre	Anglicare	Corner Scotts Crossing & Cooyong St Civic	2	97
10	Cooinda Cottage (see Charmwood Neighbourhood Centre)	YWCA	55 Beaumaris Street Conder 2906	5	281
11	Forrest Early Childhood Centre	North Belconnen Community Association Inc	Charmwood Place Charmwood 2615	37	95
12	French-Australian Early Childhood Centre	Southside Community Services Inc	1 Hobart Ave Forrest 2603	5	13
13	Fyshwick Early Childhood Centre	Southside Community Services Inc	Astrolabe Street Red Hill		
14	Ginninderra Child Care Centre (see Belconnen Community Centre)	Belconnen Community Service Inc	Maryborough Street Fyshwick 2609	11	23
15	Gordon Childhood Centre	Anglicare Canberra and Goulburn	Swanson Court, Chandler Street Belconnen 2617	44	54
16	Greenway Child Care & Education Centre	Communities @ Work Inc	Lewis Luxton Avenue Gordon 2906	60	484
	Gugan Gulwan Youth Centre		245 Cowlishaw Street Greenway 2900	2	15
18	Gumnut Place Child Care Centre	Gugan Gulwan Youth Aboriginal Corporation	36 Grattan Court Waniassa 2903	14	132
19	Gungahlin Childcare Centre		Heydon Cres Evatt 2617	1	11
20	Illoura Early Childhood Centre	Lorraine Menzies	7 Faye Lane Gungahlin ACT 2912	1	28
	Isabella Plains Early Childhood Centre	Communities @ Work Inc	Cremean Close Wanniasa 2903	46	132
22	Kaleen Cubby House Early Childhood Centre	Communities @ Work Inc	Ellerston Avenue Isabella Plains 2904	41	856
23	Kambah Child Care & Education Centre	Kaleen Community Association Inc	97 Alberga St Kaleen 2617	10	139
24	Kambah Cottage	Communities @ Work Inc	Corner Summerland Cr & Mannheim St Kambah ACT 2902	17	401
25	Lollipop Children's Centre (see Woden Community Centre)	YMCA	Cnr Springbett & Laidlaw Pl Kambah 2902	25	286
26	Majura Occasional Care/Early Childhood Centre (see Majura Community Centre)	Woden Community Service Inc	26 Corinna Street, Woden 2607	1	12
27	Manuka Occasional Childcare Centre	Northside Community Service Inc	2 Rosevear Place Dickson 2602	14	72
28	Marlow Cottage: Youth Placement/Protection Centre	Manuka Occasional Childcare Centre Association Inc	Flinders Way Griffith 2603	2	41
29	Narrabundah Children's Cottage				
	Ngunnawal Child Care & Education Centre	Southside Community Services Inc	31 Warrego Cirt Kaleen 2617	4	85
	Nicholls Early Childhood Centre	Communities @ Work Inc	6 Yamba Place Narabundah 2604	13	44
			Wanganeen Ave Ngunnawal 2913	74	134
			Kelleway Ave Nicholls 2913	2	73
32	Rainbow Cottage Early Childhood Centre	Rainbow Cottage Early Childhood Centre Inc	29 Rae Street Belconnen 2617	13	21
33	Salem Children's Centre	The Uniting Church in Australia (ACT)			
34	Spence Children's Cottage	Property Trust	2 Kett Street Kambah 2902	40	346
35	Stirling Early Childhood Centre				
		Communities @ Work Inc	19 Dalgleish Close Spence 2615	7	57
			15 Bunbury Street, Stirling ACT 2611	5	22
36	Taylor Early Childhood Centre	Communities @ Work Inc	Marconi Crescent c/o Taylor Preschool Kambah 2902	1	353
37	Totom House Multi Cultural Early Childhood Centre	Totom House Incorporated	Cnr Georgina Cres/Maribyrong Avenue, Kaleen	27	89
38	Treehouse in the Park Early Learning Centre	Northside Community Service Inc	57 Ormond Street Turner 2612	1	65
39	Tuggeranong Child Care & Education Centre	Communities @ Work Inc	Cowlishaw St Greenway 2900	1	61
	Tuggeranong Youth Resource Centre	Communities @ Work Inc	Corner Pitman & Holwell Streets, Greenway 2900	16	17
41	Weston Creek Children's Centre	Weston Creek Community Association Inc	8 Parkinson Street Weston ACT 2611	15	67
	Woden Youth Centre	Woden Community Service Inc	Callam Street Woden 2606	23	80
	Youth Coalition of the ACT (a.k.a. O'Connor ADU)		Cnr Clianthus and Miller St, O'Connor 2602	61	10

DET Facilities

DHCS responsible of Minor Capital Works ONLY

Maintenance DET - Rosa Cotta or Joanne Ebner

Youth Centres

Crown lease - No executive/registered sub-lease

1	Belconnen Community Centre	Belconnen Community Service Inc	Cnr Swanson and Chandler Streets Belconnen	44	54
2	Calwell Neighbourhood Centre	Anglican Church Property Trust Diocese of Canberra and Goulburn	Webber Cres, Calwell	7	72
3	C.A.R.E.	C.A.R.E Incorporated	Waldorf Apartments, 2 Akuna Street, City	13	12
4	Causeway Hall	Causeway Residents Association Inc	14 Spinifex Street, Kingston	1	35
5	Causeway Preschool	Causeway Residents Association Inc	Spinifex Street, Kingston	2	35
6	Chapman Community Rooms (CCR)				
7	CCR Weston Creek Playgroups	Weston Creek Playgroups Association Inc	18 Gavin Place, Chapman	62	11
8	CCR Weston Creek Soccer Club	Weston Creek Soccer Club	18 Gavin Place, Chapman	62	11
9	CCR Australian Air League	Australian Air League	18 Gavin Place, Chapman	62	11
10	Charmwood Neighbourhood Centre	North Belconnen Community Association Inc	Charmwood Place, Charmwood	37 & 38	95

11	Chisholm Neighbourhood Centre	Tuggeranong Link of Community Houses and Centres Inc	15 Halley Street, Chisholm	Current as at 10 May 2011	540
12	Conder Community House	Tuggeranong Link of Community Houses and Centres Inc	55 Beaumaris Street, Conder	5	281
13	Corroboree Park Community Hall	Northside Community Service Inc	Paterson Street, Ainslie	4	79
14	Downer Community Hall	Downer Community Association Inc	Frencham Place, Downer	16	61
15	Erindale Neighbourhood Centre	The Uniting Church in Australia (ACT) Property Trust	Comrie and Sternberg Cres, Wanniasa	14	130
16	Gilmore Community House	Tuggeranong Link of Community Houses and Centres Inc	2 Henry Melville Cres, Gilmore	24	22
17	Ginninderra Community Hall	The Gospel Salvation Assembly Inc	Fullagar Cres Higgins	19	12
18	Giralang Community Hall	Giralang Community Centre Association Inc	1 Hirst Place Giralang	8	76
19	Griffin Centre	ACT Council of Cultural and Community Organisations Inc	Genge Street City	11 & 14	84
20	Gungahlin Community Resource Centre (including YC)	Gungahlin Regional Community Service Inc	Ernest Cavanagh Street Gungahlin	2	60
21	Hughes Community Centre	COTA National Seniors Partnership	Wisdom Street Hughes	11	44
22	Humpy Hall	South Belconnen Community Association Inc	Frewin Place Scullin	13	43
23	Isabella Plains Neighbourhood House	Tuggeranong Link of Community Houses and Centres Inc	Ellerston Avenue Isabella Plains	7	883
24	Kaleen Community Hall	Kaleen Community Association Inc	28 Georgina Cres Kaleen	54	28
25	Lanyon Community Centre (including YC)	YWCA	Sidney Nolan Street Conder	8	229
26	Majura Community Centre	Northside Community Service Inc	2 Rosevear Place Dickson	14	72
28	Nellie Hall	North Belconnen Community Hall Association Inc	Chinner Cres Melba	16	40
29	Ngunnawal Neighbourhood Centre	Gungahlin Regional Community Service Inc	Yarrowonga Street Ngunnawal	10	44
30	Nicholls Community House	Communities @ Work Inc	Kelleyway Avenue Nicholls	2	73
31	Oaks Estate Community Hall	Southside Community Services Inc	12 William Street Oaks Estate	4	15
32	Palmerston Community Centre	Gungahlin Community Council Inc	Tiptree Cres Palmerston	7	140
33	Pearce Community Centre	Pearce Community Centre Inc	Collett Place Pearce	10	27
34	Richardson Community House	Tuggeranong Link of Community Houses and Centres Inc	33 Pritchard Circuit Richardson	1	457
35	Richardson Family Centre	Communities @ Work Inc	May Gibbs Close Richardson	10	454
36	Southside Community Centre - Narrabundah	Southside Community Services Inc	Boolimba Cres Narrabundah	8	29
37	Theiss Cottage	Kambah Playgroups Association Inc	Reynell Place Kambah	1	115
38	Torrens Community Hall	Torrens Community Hall Association Inc	95 Batchelor Street Torrens	2	22
39	Tuggeranong Community Centre	Communities @ Work Inc	Cowlishaw Street Tuggeranong	1	54
40	Vocal House	Victims of Crime Association Inc	1 Iluka Street Narrabundah	2	29
41	Wanniasa Community House	Sharing Places Inc	69 Sternberg Cres Wanniasa	38	139
42	Weston Creek Community Centre	Weston Creek Community Association Inc	Parkinson Street Weston	34	64
43	Woden Community Centre	Woden Community Service Inc	Corinna Street Phillip	1	12

1	Cook Community Hub & Neighbourhood Hall	HALL MANAGED BY - Companion House	41 Templeton street Cook	1	13
2	Holt Community Hub & Neighbourhood Hall	HALL MANAGED BY - Anglicare Canberra & Goulburn	80 Beaufort crescent Holt	3	18
3	Chifley Health & Wellbeing Hub & Community Meeting Rooms	MEETING ROOMS MANAGED BY - YMCA	70 MacLaurin crescent Chifley	10	7
4	Weston Community Hub & Neighbourhood Hall	HALL MANAGED BY - ACT Council of Social Service	8 Minns place Weston	Part 1	21
5	Griffith Neighbourhood Hall	Southside Community Services	53 Stuart street Giffith	48	78
6	Bonython Neighbourhood Hall	Communities @ Work Inc	17 Barr-Smith avenue Bonython	Part 8	21
7	Tharwa Neighbourhood Hall and precinct		North street Tharwa	6, 7, 8	7
8	Hall Neighbourhood Hall and precinct	Village of Hall and District Progress Association	corner Hoskins and Victoria street Hall	3	6
9	Rivett - Noah's Ark Resource Centre	Noah's Ark Resource Centre	Bangalay crescent Rivett	Part 4	29



QToN - 11/58

# LEGISLATIVE ASSEMBLY FOR THE AUSTRALIAN CAPITAL TERRITORY

SELECT COMMITTEE ON ESTIMATES 2011-2012

ANSWER TO QUESTION TAKEN ON NOTICE  
DURING PUBLIC HEARINGS

Asked by **MR COE** : on 27 May 2011: Ms Burch took on notice the following question.

[Ref: Hansard Transcript 27 May 2011, page 1234]

In relation to : Can you release the Total Facilities Management Schedule of Rates?

**MINISTER BURCH** : The answer to the Member's question is as follows:-

In 2010, Housing ACT's Total Facilities Manager, Spotless developed a Schedule of Rates which included a base rate for the purchase of goods and services provided under the Total Facilities Management Services contract. Spotless conducted a public tender in 2010 seeking suitably qualified and experienced sub-contractors to submit proposals to undertake work for Housing ACT. In that process sub-contractors outlined whether they would provide a discount or charge a premium on the base rate. Individual sub-contractors discounts and premiums are still "Commercial in Confidence". The current Schedule of Rates, which includes a brief description, is no longer classed as commercial in confidence and is attached.

Approved for circulation to the Standing Committee on Estimates 2011-2012

Signature:

Date:

By the Minister for Community Services, Joy Burch MLA

21.6.11

16/6/11

## Housing ACT Schedule of Rates - Base Price 2010-11

DESCRIPTION	TYPE	UNIT OF MEASUR	BASE PRICE EXC GST
Coordinate removal of abandoned vehicle	M	DWEL	\$124.19
Steam clean and shampoo carpets to bedsit or 1 bedroom dwelling	M	DWEL	\$99.00
Steam clean and shampoo carpets - 2 bedroom dwelling	M	EACH	\$132.00
Steam clean and shampoo carpets - 3 bedroom dwelling	M	DWEL	\$154.00
Steam clean and shampoo carpets - 4 bedroom dwelling	M	DWEL	\$176.00
Steam clean and shampoo carpets - 5 bedroom dwelling	M	EACH	\$198.00
Steam clean and shampoo carpets - 6 bedroom dwelling	M	EACH	\$220.00
Steam clean and shampoo carpets - per room	M	ROOM	\$55.00
Steam clean and shampoo step and riser	M	EACH	\$10.02
Extract water from carpet - flooded dwelling or common area carpet	M	ROOM	\$89.74
Remove water affected carpet and underlay outside dwelling or common area.	M	ROOM	\$130.46
High pressure; low volume water clean concrete and paving - first 10m2	M	ITEM	\$128.93
High pressure; low volume water; clean concrete and paving - additional	M	M2	\$23.29
Forensic clean of dwelling	M	EACH	\$495.00
Washing down of walls; ceiling and woodwork.	M	ROOM	\$60.93
Washing down of walls; ceiling and woodwork up to and including 3 bedroom house/unit including ensuite.	M	DWEL	\$320.00
Washing down of walls; ceiling and woodwork - 4 or 5 bedroom house/unit including ensuite	M	DWEL	\$375.00
Washing down of walls; ceiling and woodwork - rooms over 17m2	M	ROOM	\$133.62
Internally and externally clean - bedsit	M	DWEL	\$300.00
Internally and externally clean - 1 bedroom dwelling	M	DWEL	\$350.00
Internally and externally clean - 2 bedroom dwelling	M	DWEL	\$400.00
Internally and externally clean - 3 bedroom dwelling	M	DWEL	\$450.00
Internally and externally clean - 4 bedroom dwelling	M	DWEL	\$500.01
Internally and externally clean - 5 bedroom dwelling	M	DWEL	\$550.00
Light clean dwelling - internally & externally. Maximum of 3 hours.	M	HR	\$63.26
Remove & dispose of sharps & syringes from dwelling where no other cleaning work involved. Up to 40 syringes.	M	ITEM	\$41.20
Remove & dispose of additional sharps & syringes in excess of the 40 syringes covered in item CCL00400	M	EACH	\$1.03
Supply of blower to site to dry carpets	M	EACH	\$57.20
Strip and polish vinyl tile; vinyl sheet or linoleum floor covering	M	EACH	\$99.56
Strip and polish vinyl tile vinyl sheet or linoleum floor covering,	M	ROOM	\$99.56
Supply and install Pelmet - 0.9m	M	EACH	\$138.83
Supply and install Pelmet - 1.2m	M	EACH	\$146.39
Supply and install Pelmet - 1.5m	M	EACH	\$153.95
Supply and install Pelmet - 1.8m	M	EACH	\$161.51
Supply and install Pelmet - 2.1m	M	EACH	\$169.07
Supply and install Pelmet - 2.4m	M	EACH	\$176.63
Supply and install Pelmet - 2.7m	M	EACH	\$184.19
Supply and install Pelmet - 3.0m	M	EACH	\$191.75
Supply and install Pelmet - 3.3m	M	EACH	\$199.31
Cut/slash grass (100mm to 300mm high) to lawns of house to height of no greater than 25mm.	M	COTT	\$131.82
Cut/slash grass to lawns of house where grass is 300mm or more high	M	COTT	\$330.00

## Housing ACT Schedule of Rates - Base Price 2010-11

DESCRIPTION	TYPE	UNIT OF MEASUR	BASE PRICE EXC GST
Supply and spread pine flake/tan bark as directed.	M	M3	\$86.04
Supply and fix new treated pine sleeper posts (200mm x 75mm) vertically.	M	EACH	\$98.87
Supply and fix new treated pine sleepers (200mm x 75mm x 2400mm ) horizontally or match existing.	M	EACH	\$87.37
Removal of tree roots - grubbing back tree roots interfering with minor civil works only.	M	DWEL	\$99.19
Plant hire - backhoe/bobcat/truck etc. Re-instate all ground surfaces disturbed whilst carrying out work#s to original condition.	M	HR	\$95.79
Plant Hire - backhoe/bobcat/truck etc. Re-instate all groundsurfaces disturbed whilst carrying out work#s to original condition.	M	HR	\$95.60
Make good and/or tidy yard	M	HR	\$60.51
Removal of large items of furniture or equipment	M	EACH	\$76.40
Additional loads of rubbish - clean up and remove rubbish from dwelling or land	M	EACH	\$192.68
Remove and dispose of computer monitor	M	EACH	\$27.20
Supply and fix heat element to clothes dryer	M	EACH	\$115.44
Supply and fix blower belt.	M	EACH	\$72.75
Supply and fix drum belt.	M	EACH	\$96.17
Supply and fix idle pulley.	M	EACH	\$117.02
Supply and fix lint filter.	M	EACH	\$66.68
Supply and fix door latch to clothes dryer.	M	EACH	\$64.61
Remove existing and supply and fix door complete to clothes dryer	M	EACH	\$171.33
Supply and fix two hour clock timer to clothes dryer	M	EACH	\$142.81
Supply and fix knob to clothes dryer - timer or heat selector	M	EACH	\$69.26
Supply and fix electric motor to Clothes Dryer	M	EACH	\$305.78
Supply and fix drum support bearing	M	EACH	\$86.79
Supply and fit new blower kit complete	M	EACH	\$128.10
Service call on washing machine or tumble dryer. For washing machines over 4.5kg capacity or 3.5kg tumble dryers.	M	HR	\$60.51
Supply and install clothes dryer including fixing where directed (3.5 kg capacity).	M	EACH	\$528.31
Supply and install clothes dryer including fixing where directed (5 kg capacity).	M	EACH	\$609.02
Additional handling payment	M	EACH	\$36.80
Install only - new clothes dryer including fixing where directed [3.5 kg or 5kg capacity]	M	EACH	\$116.12
Supply and install Draftstoppa to existing exhaust fan.	M	EACH	\$50.00
Supply and install Top Hat exhaust fan ducted to outside air through eave vent.	M	EACH	\$190.91
Supply and install Top Hat exhaust fan ducted to outside air through 150mm roof vent.	M	EACH	\$243.64
Cover passive ceiling vent with R4 ceiling batt.	M	EACH	\$10.00
Supply and install self adhesive foam seal.	M	M	\$6.55
Supply and install gap filler to window and door framework.	M	M	\$3.75
Supply and install weather strip to external hinged doors.	M	EACH	\$40.91
Clean and service room heater. All types.	M	EACH	\$64.89
Replace heater switch - all types.	M	EACH	\$69.84
Replace micro temp to electric room heater - all types.	M	EACH	\$83.18

## Housing ACT Schedule of Rates - Base Price 2010-11

DESCRIPTION	TYPE	UNIT OF MEASUR	BASE PRICE EXC GST
Replace thermostat to room heater.	M	EACH	\$119.59
Replace switch to heater - all types.	M	EACH	\$120.91
Replace 2 knobs on heater - all types.	M	EACH	\$64.75
Replace element with thermal cut out switch on heater - all types.	M	EACH	\$104.61
Replace timer unit on fan assisted room heater - all types.	M	EACH	\$239.63
Replace temperature cut out switch on heater - all types.	M	EACH	\$204.00
Replace fan element to heater- all types.	M	EACH	\$193.53
Replace thermostat to heater - all types.	M	EACH	\$159.53
Supply and fix new wall mounted / recessed fan heater (3.5 kW)	M	EACH	\$616.08
Remove existing wall mounted / recessed fan heater (3.5 kW) and make good wall.	M	EACH	\$148.50
Remove & dispose of existing & supply and install new wall mounted/recessed fan heater (6 kW)	M	EACH	\$909.47
Supply and install new wall mounted/recessed fan heater (3.5 kW)	M	EACH	\$710.62
Supply and install new wall mounted/recessed fan heater (3.5kW)	M	EACH	\$748.75
Install only - new wall mounted/recessed fan heater [3.5 KW]	M	EACH	\$188.05
Install only - new wall mounted/recessed fan heater [3.5 kW]	M	EACH	\$314.41
Supply and fix wiring to fan installed by others; ready for operation; including installation of switch	M	EACH	\$163.78
Supply and fix 200 - 250mm dia exhaust fan to double brick or brick veneer wall; including all wiring; etc	M	EACH	\$465.71
Supply and fix 200 - 250mm dia exhaust fan (shuttered type) in ceiling using existing wiring and ducting	M	EACH	\$247.54
Supply and replace exhaust fan including the reconnection of wire	M	EACH	\$190.00
Supply and fix exhaust fan to wall (200 - 250mm dia. exhaust fan)	M	EACH	\$319.04
Supply and install exhaust fan (shuttered type) with ducting to outside	M	EACH	\$501.40
Supply and install exhaust fan (shutter type) and ducting to outside	M	EACH	\$444.26
Supply and install range hood with ducting to outside	M	EACH	\$582.24
Supply and install range hood with ducting to outside.	M	EACH	\$493.03
Supply and fix face plate to existing exhaust fan	M	EACH	\$50.73
Remove and dispose of existing and supply and fix existing room ventilator exhaust fan (continuous flow)	M	EACH	\$344.04
Supply and install and fix new room ventilator exhaust fan [continuous flow]	M	EACH	\$505.16
Supply and fix range hood (600mm width) including fixings	M	EACH	\$394.63
Supply and fix filter to 600mm range hood	M	EACH	\$53.36
Install only new 200 - 250mm dia exhaust fan to double brick or brick veneer wall	M	EACH	\$252.37
Install only new exhaust fan; sizes as directed; in ceiling; no ducting	M	EACH	\$217.64
Install only new room ventilator exhaust fan (continuous flow); in position as directed	M	EACH	\$379.92
Install only new range hood (600mm width) including fixings	M	EACH	\$201.53
Renew 6 button weatherproof door station	M	EACH	\$358.45
Renew buzzer button to intercom system. All types	M	EACH	\$60.01
Renew 12 volt D.C power supply to intercom system	M	EACH	\$262.99
Renew electric door striker/lock	M	EACH	\$297.55
Renew damaged wiring to door striker	M	EACH	\$116.67
Renew hand set; wall or desk mounted; to intercom system	M	DWEL	\$95.65

## Housing ACT Schedule of Rates - Base Price 2010-11

DESCRIPTION	TYPE	UNIT OF MEASUR	BASE PRICE EXC GST
Renew door alarm light and fitting to intercom system	M	EACH	\$51.23
Inspection of area lights	M	ITEM	\$60.51
Supply and fix category *P* (high levels of vandalism) bollard common area light shade fitting; wall or pole mounted up to 4.5m high	M	ITEM	\$423.56
Supply and fix category *P* (medium levels of vandalism) bollard common area light shade fitting; wall or pole mounted up to 4.5m high	M	EACH	\$294.44
Supply and fix category *P* (high levels of vandalism) common area light standard diffuser	M	EACH	\$89.38
Supply and fix category *P* (medium levels of vandalism) common area light standard diffuser	M	EACH	\$105.89
Supply and install new galvanised steel bollard post to suit new common area light shade fitting up to 2m mounting height	M	EACH	\$194.03
Remove existing and supply and install new galvanised steel bollard post to suit new common area light shade fitting. 2m up to 3.4m mounting height	M	EACH	\$304.48
Remove existing and supply and install new galvanised steel bollard post to suit new common area light shade fitting. 3.4m up to 4.5m mounting height	M	EACH	\$345.39
Supply and install new 18 watt vandalite	M	EACH	\$201.19
Supply and install heavy duty underground rated conduit complete with electrical cabling connected to supply.	M	M	\$34.17
Supply and install electrical cabling within wall and roof spaces connected to common area supply	M	M	\$18.82
Supply and install heavy duty conduit with cabling securely fixed to walls; eaves etc.	M	M	\$24.09
Supply and install heavy duty ducting with cabling securely fixed to walls; eaves etc.	M	M	\$25.48
Supply and install PE Cell at approved location	M	EACH	\$166.34
Supply and install adaptable junction box equal to Clipsal 265/1	M	EACH	\$24.78
Supply and install light duty grey conduit to areas within existing buildings as required	M	M	\$12.25
Allowance to diamond cut existing concrete paving to 300mm width; backfill; re-concrete to match existing and remove excess spoil from site	M	M	\$196.98
Supply and fix single light switch	M	EACH	\$25.85
Supply and fix double light switch	M	EACH	\$36.23
Supply and fix triple light switch	M	EACH	\$49.46
Supply and fix 4 gang light switch	M	EACH	\$71.87
Supply and install new rocker switches; large rockers only. In disabled and pensioner modified dwellings only.	M	EACH	\$36.94
Supply and fix ceiling switch	M	EACH	\$46.45
Supply and fix combination light/fan switch	M	EACH	\$55.50
Supply and fix weatherproof light switch	M	EACH	\$56.73
Supply and fix cover plate to light switch	M	EACH	\$20.00
Supply and fix new mounting base	M	EACH	\$28.42
Supply and fix flex pendant and lamp holder only	M	EACH	\$34.25
Supply and fix new batten holder and mounting flange	M	EACH	\$26.93
Refix batten holder	M	EACH	\$18.69

## Housing ACT Schedule of Rates - Base Price 2010-11

DESCRIPTION	TYPE	UNIT OF MEASUR	BASE PRICE EXC GST
Supply and fix (skirt) shield to holder	M	EACH	\$9.87
Refix existing G.P.O.; light switch; light fittings or smoke alarm	M	EACH	\$28.27
Supply and install new light; internal or external and switch complete; level ceilings	M	EACH	\$102.00
Supply and install new light; internal or external and switch complete; sloping ceiling	M	EACH	\$117.79
Supply and fix external light shade fitting and globe to light fitting	M	EACH	\$65.15
Supply and fix light fitting diffuser	M	EACH	\$82.98
Supply and fix globe to light fitting.	M	EACH	\$8.50
Supply and fit energy saving long life globe	M	EACH	\$41.41
Supply and fit energy saving long life globe to light fitting of 3 or more globes to be used in addition to SOR ELL01250A, price includes removal and disposal	M	EACH	\$21.00
Supply and fit sodium vapour lamp	M	EACH	\$85.52
Supply and fit new sodium vapour lamp to light fitting of 3 or more globes to be used in addition to SOR ELL01300A , price includes removal and disposal	M	EACH	\$57.00
Supply and fix 80 watt Mercury Vapour globe	M	EACH	\$36.39
Supply and fix 80 watt Mercury Vapour globe to light fitting of 3 or more globes to be used in addition to SOR ELL01350A , price includes removal and disposal	M	EACH	\$22.00
Supply and fix 50 watt Mercury Vapour globe	M	EACH	\$31.53
Supply and fix 50 watt Mercury Vapour globe to light fitting of 3 or more globes, to be used in addition to SOR ELL01400A, price includes removal and disposal	M	EACH	\$22.00
Supply and fix fluorescent tube up to 600mm long	M	EACH	\$23.20
Supply and fix fluorescent tube up to 1200mm long	M	EACH	\$22.54
Supply and fix diffuser to one fluorescent tube fitting 600mm up to 1200mm long.	M	EACH	\$65.21
Supply and fix diffuser to 2 fluorescent tube fittings 600mm up to 1200mm long	M	EACH	\$72.93
Height allowance where fitting located over 3m up to 6m high	M	EACH	\$60.00
Check and make good wiring to light fitting; switch and GPO	M	EACH	\$30.46
Supply and Install with new 18 watt fluorescent fitting	M	EACH	\$94.03
Supply and install with new 18 watt twin fluorescent fitting	M	EACH	\$107.49
Supply and install existing with new 36 watt fluorescent fitting	M	EACH	\$102.13
Supply and install existing with new 36 watt twin fluorescent fitting	M	EACH	\$110.73
Supply and install earthing to fluorescent fitting	M	EACH	\$46.49
Remove; dispose of existing; supply and fix ballast up to 40 watt	M	EACH	\$46.60
Remove; dispose of existing; supply and fix ballast - up to 80 watt to Mercury Vapour fitting	M	EACH	\$43.86
Remove; dispose of existing; supply and fix lamp holder to one end of fluorescent fitting	M	EACH	\$26.31
Make good damaged wiring adjacent to existing smoke alarm; light switch; fitting or power point	M	EACH	\$34.47
Check and repair broken wiring in power or light circuit not adjacent to power point or light fitting	M	EACH	\$50.90
Replace day/night sensor switch complete	M	EACH	\$124.72
Remove and refix existing electrical fitting. Make safe wiring for other trades	M	EACH	\$50.95

## Housing ACT Schedule of Rates - Base Price 2010-11

DESCRIPTION	TYPE	UNIT OF MEASUR	BASE PRICE EXC GST
Disconnect and make wiring safe to other trades - 2 visits	M	ITEM	\$70.07
Supply and fit standard oyster fitting	M	EACH	\$54.26
Remove and dispose of existing and supply and install new duct fan in vent system	M	DWEL	\$521.16
Supply and fit new double power point with extra switch for fan as directed.	M	DWEL	\$65.35
Supply and fit additional new shade ring to bayonet socket;	M	DWEL	\$20.97
Supply and install double sided V shaped Minitronic LX10 ceiling mounted maintained EXIT luminaire complete with tube etc. as directed.	M	DWEL	\$353.02
Inspect and report on condition of all pole type lights.	M	DWEL	\$115.48
ACTEW outage	M	EACH	\$350.00
Test electrical circuits and appliances to determine cause of fault.	M	EACH	\$60.51
Coordinating electrical inspector testing	M	EACH	\$180.00
Supply and Install two lamp IXL tastic unit	M	EACH	\$133.72
Service and clean reverse cycle air conditioning unit	M	EACH	\$132.00
Remove; store and refit exhaust fan	M	EACH	\$65.07
Inspect and report on condition of existing wiring to dwelling	M	DWEL	\$92.75
Remove illegal wiring	M	EACH	\$60.51
Check earthing and repair earthing system to Supply Authority requirements - cottages and apartments	M	DWEL	\$86.03
Report on condition of wiring. Check and repair earthing system to dwelling	M	DWEL	\$128.37
Remove and dispose of existing and supply and fix single phase consumers mains T.P.S. Installed in roof space.	M	EACH	\$522.67
Supply and fix main earth	M	EACH	\$106.06
Supply and install consumers neutral link to switchboard	M	EACH	\$46.43
Supply and fix / rewire fuse wedge	M	EACH	\$32.78
Supply and Install circuit breaker in place of fuse wedge single phase miniature De-ion 8-55 amp - 3 K.A.	M	EACH	\$45.52
Supply and Install circuit breaker in place of fuse wedge multi phase miniature De-ion 8-55 amp - 3 K.A.	M	EACH	\$106.22
Supply and fix single phase miniature De-ion circuit breaker 8-55 amp - 3 K.A.	M	EACH	\$34.79
Supply and fix multi-phase miniature De-ion circuit breaker	M	EACH	\$94.72
Supply and Install combined residual current device-circuit breaker to protect lighting/power circuit - 20amp - 3 K.A.	M	EACH	\$171.89
Supply and install residual current device to protect Lighting/power circuit - 20amp - 3 K.A.	M	EACH	\$176.77
Supply and fix combined residual current device-circuit breaker - 20amp - 3 K.A.	M	EACH	\$144.19
Supply and fix residual current device - 20amp - 3 K.A	M	EACH	\$140.79
Supply and install electrical enclosure with upto 5 circuit breakers and 5 RCDs in place of existing fuse units. Including earth stake and all wiring.	M	EACH	\$1,025.00
Refix meter board to wall including fixings	M	EACH	\$48.45
Re-hang metal meter box door	M	EACH	\$45.88
Supply and install wiring to range with circuit breaker	M	EACH	\$200.80
Supply and install isolation switch for cooking appliances or hot water heaters	M	EACH	\$61.32

## Housing ACT Schedule of Rates - Base Price 2010-11

DESCRIPTION	TYPE	UNIT OF MEASURE	BASE PRICE EXC GST
Supply and fix isolation switch for cooking appliances or hot water heaters	M	EACH	\$55.01
Supply and install wiring to hot water unit (4.8 kW) with circuit breaker	M	EACH	\$207.15
Replace meter box in existing position to include reconnection of existing wiring	M	ITEM	\$909.86
Supply and Install terminal block and/or junction box and blank plate	M	EACH	\$40.04
Supply and install new single phase main switch	M	EACH	\$160.77
Supply and install new multi phase main switch	M	EACH	\$223.53
Supply and Install new solar DUX - SUN PRO Hot Water System. 250lt Storage Tank with Electric Boost and 2 Solar Panels / Collectors.	M	EACH	\$4,125.38
Supply and Install new solar DUX - SUN PRO Hot Water System. 315lt Storage Tank with Electric Boost and 2 Solar Panels / Collectors.	M	EACH	\$4,255.29
Replace existing with RHEEM Heat Pump Hot Water System	M	EACH	\$3,838.22
Replace existing 160 lt HWS with DUX Heat Pump Hot Water System. To be used for replace when fail only. To be used in conjunction with ENR12722 (BC 650).	M	EACH	\$2,613.74
Replace existing 160 Lt HWS with a DUX Heat Pump Hot Water System. DHCS cost component - to be used in conjunction with ENR12721 (BC 747)	M	EACH	\$1,124.48
Replace existing 250 lt HWS with DUX Heat Pump Hot Water System. SOR for replace when fail only. Rebate component to be used in conjunction with ENR12724 (BC 650)	M	EACH	\$2,252.75
Replace existing 250 Lt HWS with a DUX Heat Pump Hot Water System. DHCS cost component - to be used in conjunction with ENR12723 (BC 747)	M	EACH	\$1,485.45
Replace existing 315 lt HWS with DUX Heat Pump Hot Water System. To be used for replace when fail only. To be used in conjunction with ENR12726 [BC 650].	M	EACH	\$2,159.76
Replace existing 315 Lt HWS with a DUX Heat Pump Hot Water System. DHCS cost component - to be used in conjunction with ENR12725 (BC 747).	M	EACH	\$1,578.46
Replace existing with DUX Heat Pump Hot Water System.	M	EACH	\$3,738.22
Replace existing with QUANTUM 270 Lt Heat Pump Hot Water System	M	EACH	\$3,368.22
Replace existing 160 lt HWS with QUANTUM 270 Lt Hot Water System. SOR for replace when fail only. Rebate component to be used in conjunction with ENR12732 (BC 650)	M	EACH	\$2,243.74
Replace existing 160 Lt HWS with a QUANTUM 270 Lt Hot Water System. DHCS cost component - to be used in conjunction with ENR12731 (BC 747).	M	EACH	\$1,124.48
Replace existing 250 lt HWS with QUANTUM 270 Lt Hot Water System. SOR for replace when fail only. Rebate component to be used in conjunction with ENR12734 (BC 650)	M	EACH	\$1,882.77
Replace existing 250 Lt HWS with a QUANTUM 270 Lt Hot Water System. DHCS cost component - to be used in conjunction with ENR12733 (BC 747).	M	EACH	\$1,485.45

## Housing ACT Schedule of Rates - Base Price 2010-11

DESCRIPTION	TYPE	UNIT OF MEASUR	BASE PRICE EXC GST
Replace existing 315 Lt HWS with a QUANTUM 270 Lt Hot Water System. DHCS cost component - to be used in conjunction with ENR12735 (BC 747).	M	EACH	\$1,578.46
Replace existing with QUANTUM 340 Lt Heat Pump Hot Water System	M	EACH	\$3,588.22
Replace existing 160 Lt HWS with QUANTUM 340 Lt Hot Water System. SOR for replace when fail only. Rebate component to be used in conjunction with ENR12742 (BC 650)	M	EACH	\$2,463.74
Replace existing 160 Lt HWS with a QUANTUM 340 Lt Hot Water System. DHCS cost component - to be used in conjunction with ENR12741 (BC 747).	M	EACH	\$1,124.48
Replace existing 250 Lt HWS with QUANTUM 340 Lt Hot Water System. SOR for replace when fail only. Rebate component to be used in conjunction with ENR12744 (BC 650).	M	EACH	\$2,102.77
Replace existing 250 Lt HWS with a QUANTUM 340 Lt Hot Water System. DHCS cost component - to be used in conjunction with ENR12743 (BC 747).	M	EACH	\$1,485.45
Replace existing 315 Lt HWS with QUANTUM 340 Lt Hot Water System. SOR for replace when fail only. Rebate component to be used in conjunction with ENR12746 (BC 650).	M	EACH	\$2,009.76
Replace existing 315 Lt HWS with a QUANTUM 340 Lt Hot Water System. DHCS cost component - to be used in conjunction with ENR12745 (BC 747).	M	EACH	\$1,578.46
Disconnect; remove; supply and install new electrical wall oven; re-using wiring; fittings; etc.	M	EACH	\$982.15
Replace neon light	M	EACH	\$45.00
Remove and retain existing item. Supply and fix element; small plug in type	M	EACH	\$95.86
Supply and fix element; small wired in type	M	EACH	\$150.34
Supply and fix element; large plug in type	M	EACH	\$101.54
Supply and fix element; large wired in type	M	EACH	\$162.66
Supply and fit Element support	M	EACH	\$44.88
Supply and fix dress ring large or small	M	EACH	\$43.45
Supply and fix drip bowl large or small	M	EACH	\$42.53
Replace / repair wiring cover to stove	M	EACH	\$65.55
Replace / repair wiring to oven element or hotplate	M	EACH	\$40.73
Replace/repair fuses to hotplate or element	M	EACH	\$45.34
Repair wiring to hotplate including replacement of socket / receptacle for plug in hotplate	M	EACH	\$76.95
Supply and fix oven door complete including hinges	M	EACH	\$357.73
Supply and fit new glass to oven door.	M	EACH	\$140.21
Remove and retain existing item. Supply and fix grill door complete	M	EACH	\$158.52
Supply and fix oven or grill door handles	M	EACH	\$48.63
Remove and retain existing item and supply and fix oven or grill door handle end caps	M	EACH	\$26.68
Supply and fix oven or grill door hinges	M	EACH	\$72.38
Supply and fix door spring to grill or oven	M	EACH	\$42.80
Supply and fix oven door seals	M	ITEM	\$65.63
Supply and fix oven light or range hood light	M	EACH	\$31.80
Supply and fix oven light switch	M	EACH	\$41.42

## Housing ACT Schedule of Rates - Base Price 2010-11

DESCRIPTION	TYPE	UNIT OF MEASUR	BASE PRICE EXC GST
Supply and fix neon light to stove	M	EACH	\$88.00
Supply and fix oven light cover	M	EACH	\$34.96
Remove and retain existing item supply and install oven light fitting.	M	EACH	\$65.35
Supply and fix pilot lamp	M	EACH	\$30.44
Supply and fix oven thermostat	M	EACH	\$133.67
Supply and fix oven timer	M	EACH	\$153.50
Supply and fix oven chrome shelves or grill shelves	M	EACH	\$49.94
Supply and fix oven side chrome racks - each side	M	EACH	\$50.98
Supply and fix grill reflector	M	EACH	\$59.98
Remove and retain existing item and supply and fix grill cover	M	EACH	\$47.32
Supply and install new grill tray complete	M	EACH	\$80.15
Supply and install oven element support	M	EACH	\$55.15
Adjust oven door springs and/or correct door seal	M	EACH	\$41.51
Supply and fix 3 heat switch	M	EACH	\$71.16
Supply and fix knob	M	EACH	\$29.66
Remove and retain existing item and supply and fix hob assembly	M	EACH	\$190.83
Supply and fix simmerstat	M	EACH	\$84.76
Supply and install fan motor to fan forced electric range	M	EACH	\$117.31
Supply and fix terminal block	M	EACH	\$40.69
Disconnect; remove; supply and install new range; re-using wiring; fittings; etc. Non standard stoves only.	M	EACH	\$993.53
Bulk Purchase of Stoves - Spotless use only	M	EACH	\$554.55
Debit Bulk Purchase of Stoves - Spotless use only	M	EACH	\$554.55
Disconnect; remove; supply and install elevated oven and cook top	M	EACH	\$2,079.27
Disconnect; remove; supply and install new range including all new wiring from switch	M	EACH	\$1,074.59
Disconnect; remove; supply and install new electric cook top re-using wiring; fittings; etc	M	EACH	\$679.06
Disconnect; remove; and install only new range/cook top; re-using wiring; fittings; etc.	M	EACH	\$245.78
Disconnect; remove; and install only new range including new wiring	M	EACH	\$277.41
Disconnect; remove; and install only new electrical wall oven; re-using wiring fittings; etc.	M	EACH	\$181.23
Supply and fit mini stove	M	EACH	\$462.00
Supply and install new electric cooking stove in new location; allow for necessary alterations to wiring	M	ITEM	\$945.40
Supply and install wall oven including all wiring and circuit breakers	M	ITEM	\$1,200.54
Reconnect existing cooking stove in new location with all wiring as specified	M	ITEM	\$175.00
Install only new electric cooking stove in new location and allow for necessary alterations to wiring	M	ITEM	\$226.96
Supply and install new stove anti-tilt bracket or clip.	M	EACH	\$37.62
Supply and fix new single (power point) outlet combination switch	M	EACH	\$34.69
Supply and fix new one way key operated switch	M	EACH	\$112.76
Supply and fix new double (power point) outlet combination switch	M	EACH	\$42.66
Supply and fix new combination light switch and power outlet; single or double	M	EACH	\$50.06
Supply and install mounting block to combination switch additional to items specified.	M	EACH	\$22.97

## Housing ACT Schedule of Rates - Base Price 2010-11

DESCRIPTION	TYPE	UNIT OF MEASUR	BASE PRICE EXC GST
Supply and Install new double power point. Over 0.5m from existing power point	M	EACH	\$98.63
Supply and install internal waterproof double power outlet. Disabled and pensioner modified dwellings only.	M	EACH	\$83.67
Supply and install new power point. complete - double outlet. Under 0.5m from and on same circuit as existing power point	M	EACH	\$77.72
Supply and install additional power circuit additional to items EPO04500 to EPO04650	M	EACH	\$224.43
Supply and fix galvanised bracket to power point and refix	M	EACH	\$25.06
Supply and fix complete surface mounted protected switch plug combination	M	EACH	\$247.18
Reposition light switch to approx 1000mm above the floor; timber wall	M	EACH	\$44.47
Reposition light switch to approx 1000mm above the floor; brick wall	M	EACH	\$78.85
Reposition GPO (power points) to approx 1000mm above the floor; timber stud wall	M	EACH	\$76.02
Replace ionisation smoke alarm where found vandalised / unserviceable	M	EACH	\$130.45
Replace vandalised / unserviceable photoelectric smoke alarm.	M	EACH	\$143.89
Service; test and clean smoke alarm including any attached strobe light or isolation switch	M	EACH	\$47.31
Supply and install a new ionisation smoke alarm for the first time	M	EACH	\$172.14
Supply and install a new photoelectric smoke alarm for the first time	M	EACH	\$176.02
Supply and install a new strobe light smoke alarm for the first time. All types.	M	EACH	\$460.23
Arrange with communications authority to arrange wiring repairs for telephone service to the main distribution frame or first telephone socket	M	ITEM	\$60.00
Supply and fix cover plate to telephone jack	M	EACH	\$19.80
Supply and fit phone point	M	EACH	\$44.00
Renew drum belt to washing machine	M	EACH	\$74.59
Supply and install new brake lever to washing machine	M	EACH	\$126.50
Supply and fix electric motor to washing machine; up to max. 4.5kg capacity	M	EACH	\$365.94
Supply and fix water pump	M	EACH	\$149.71
Supply and fix inlet mixing valve	M	EACH	\$96.77
Supply and fix wash tub to pump hose	M	EACH	\$67.96
Supply and fix program / timer switch	M	EACH	\$139.47
Supply and fix gearbox - including mounting stem and boot seal	M	EACH	\$106.84
Supply and fix spin bearing	M	EACH	\$145.42
Supply and fix hinged lid to machine	M	EACH	\$139.32
Disconnect existing & supply & install new front loading washing machine (7 kg) including fitting hoses and waste (Common area; General Housing)	M	EACH	\$1,514.11
Supply and lay carpet including underlay; smoothedge; and all associated works	M	M2	\$43.52
Supply and lay carpet and underlay only excluding smoothedge; etc - Class 1 & 2 residential dwellings	M	M2	\$39.07

## Housing ACT Schedule of Rates - Base Price 2010-11

DESCRIPTION	TYPE	UNIT OF MEASURE	BASE PRICE EXC GST
Supply and lay carpet; adhesive fixed; - concrete floor	M	M2	\$47.16
Supply and lay carpet to class 3 - residential dwelling; class 2 - common areas; and stairs adhesive fixed - timber floor	M	M2	\$61.19
Re-stretch existing loose and gathered carpet; trim off excess	M	ROOM	\$70.30
Repair frayed carpet joins; trim off excess.	M	ROOM	\$113.78
Supply and install carpet patch (less than an entire room)	M	M2	\$79.48
Supply and lay carpet underlay.	M	M2	\$9.35
Surcharge for carpet under 20m2.	M	ITEM	\$68.36
Lay only carpet including underlay; smoothedge; etc.	M	M2	\$22.36
Lay only carpet only excluding underlay; smoothedge; etc	M	M2	\$16.08
Lay only carpet and underlay excluding smoothedge; etc.	M	M2	\$20.77
Lay only carpet to step and/or winder	M	STEP	\$24.93
Lay only carpet to common areas	M	M2	\$18.33
Lay only carpet patch (i.e. less than an entire room)	M	M2	\$79.64
Supply and fix trims and binder bars to concrete floor	M	M	\$23.93
Supply and fix trims and binder bars to timber floor	M	M	\$21.38
Lift and remove all floor coverings and their fixings including vinyl; linoleum and carpets	M	ROOM	\$99.05
Lift and remove existing conventionally laid carpet including steps and/or winders	M	M2	\$11.70
Lift and remove all existing conventionally laid carpet; or carpet tiles; excluding underlay; smoothedge etc.	M	M2	\$7.20
Lift and remove all existing conventionally laid carpet and underlay excluding smoothedge; etc	M	M2	\$8.10
Lift and remove all existing carpet or carpet tiles adhesive fixed	M	M2	\$19.07
Lift and remove existing timber quad	M	ROOM	\$33.29
Lift and remove existing floor coverings	M	M2	\$15.43
Supply and lay 3mm vinyl tiles - concrete floors	M	M2	\$47.87
Supply and lay 3mm vinyl tiles - timber floors	M	M2	\$66.65
Surcharge for vinyl tiles under 10m2.	M	ITEM	\$44.49
Refix loose or lifting tile.	M	EACH	\$4.90
Remove and replace cracked or damaged tile; - timber floors; supply and fix new tile and refixing of underlay.	M	EACH	\$7.12
Lay only vinyl tiles - concrete floors	M	M2	\$22.56
Lay only vinyl tiles - timber floors	M	M2	\$39.75
Supply and lay 2mm - 3mm sheet vinyl - welded seams - timber floors	M	M2	\$65.47
Supply and lay cushioned/acoustic sheet vinyl - welded seams - timber floor	M	M2	\$80.57
Repair sheet vinyl	M	M2	\$93.60
Remove & replace cracked or damaged tile - concrete floor; supply & fix tiles & patch floor.	M	EACH	\$8.39
Re-weld sheet vinyl seams	M	M	\$11.89
Supply and fix aluminium step tread nosing	M	M	\$42.01
Remove and refix existing nosings and supply and fit new inserts	M	M	\$20.08
Supply and spread floor levelling compound	M	M2	\$21.95
Plumbing & electrical report on appliance	M	EACH	\$65.00
Co-ordinate arrangements with Supply Authorities.	M	EACH	\$61.92
Response Time Premium for all trades - includes the first 30 minutes on site	M	ITEM	\$99.00

## Housing ACT Schedule of Rates - Base Price 2010-11

DESCRIPTION	TYPE	UNIT OF MEASUR	BASE PRICE EXC GST
Co-ordinate warranty repairs by manufacturer	M	EACH	\$89.54
Fire Hose Reel - Nozzle Brass twist	M	EACH	\$79.42
Exit Sign 2 x 10 Watt Maintained (no diffuser)	M	EACH	\$114.35
Emergency Light diffuser Standard opal on grade	M	EACH	\$29.64
Normal Hours Callout (includes 1st hour on site)	M	EACH	\$153.53
Normal Hours Labour Rate	M	HR	\$95.29
Out of Hours Labour Rate	M	HR	\$116.47
After Hours Callout Fee (Min 3 Hrs)	M	EACH	\$402.35
Ownership Extinguisher labels	M	EACH	\$30.71
Supply and install replacement Magnetic Hold Open Device bracket	M	EACH	\$114.35
Magnetic Hold Open Device release button at door handle height; replacement supply and install	M	EACH	\$145.06
Brooks hard wired smoke detector with hush button and 10 year lithium battery; replacement supply and install	M	EACH	\$205.41
Brooks hard wired thermal detector; replacement supply and install	M	EACH	\$207.53
Remote led; replacement supply and install	M	EACH	\$140.82
Addressable Thermal detector AS1670 price per brand; replacement supply and install	M	EACH	\$194.82
Addressable Smoke detector AS1670 price per brand; replacement supply and install	M	EACH	\$170.00
Horn AS1670 price per brand; replacement supply and install	M	EACH	\$177.88
Speaker AS1670 price per brand; replacement and install	M	EACH	\$127.06
Breakglass glass; replacement supply and install	M	EACH	\$62.47
NFS - 2.5Kg AB(E) DCP	M	EACH	\$108.00
NFS - 4.5Kg AB(E) DCP	M	EACH	\$153.53
NFS - 9.0Kg AB(E) DCP	M	EACH	\$201.18
NFS - 3.5Kg C02	M	EACH	\$243.53
NFS - 9.0ltr Air Water	M	EACH	\$174.71
NFS - 9.0ltr Air Foam	M	EACH	\$201.18
Firex - 7 Litre Wet Chemical	M	EACH	\$296.47
Fire Extinguisher - Location Sign	M	EACH	\$9.53
Fire Extinguisher - Identification Sign	M	EACH	\$9.53
Fire Hose Reel - 36 Metre Hose Only	M	EACH	\$127.06
10 Watt Fluorescent Tube	M	EACH	\$10.59
Fire Blanket 1Mtr. x 1Mtr.	M	EACH	\$42.35
Fire Extinguisher - Cabinet - Metal Lockable	M	EACH	\$245.65
Emergency Light fitting complete Supply and Install whilst on site	M	EACH	\$232.94
Diffuser to Emergency light fitting Supply and Install whilst on site	M	EACH	\$105.88
Wire Mesh guard to Emergency Light	M	EACH	\$201.18
P/Test and recharge - 4.5.Kg B(E) Dry Chemical Powder	M	EACH	\$74.12
P/Test and recharge - 9Kg B(E) Dry Chemical Powder	M	EACH	\$84.71
P/Test and recharge - 1.0 Kg AB(E) Dry Chemical Powder	M	EACH	\$37.06
P/Test and recharge - 4.5.Kg AB(E) Dry Chemical Powder	M	EACH	\$84.71
P/Test and recharge - 9Kg AB(E) Dry Chemical Powder	M	EACH	\$100.59
P/Test and recharge - 3.5Kg Carbon Dioxide	M	EACH	\$105.88
P/Test and recharge - 5 Kg Carbon Dioxide	M	EACH	\$74.12
P/Test and recharge - 9.0 Litre Air Water	M	EACH	\$42.35
P/Test and recharge - 9.0 Litre Air Foam	M	EACH	\$63.53
P/Test and recharge - 7 Litre Wet Chemical	M	EACH	\$164.12

## Housing ACT Schedule of Rates - Base Price 2010-11

DESCRIPTION	TYPE	UNIT OF MEASUR	BASE PRICE EXC GST
Fire Hose Reel - Nozzle - PVC	M	EACH	\$47.65
Fire Hose Only - 36 Metre	M	EACH	\$158.82
Fire Hose Nozzle- Brass Twist 19mm	M	EACH	\$74.12
Fire Hose Reel - 36 Metre Complete	M	EACH	\$261.53
Fire Extinguisher - Loan Units	M	EACH	\$9.53
P/Test and recharge - 1.0 Kg B(E) Dry Chemical Powder	M	EACH	\$37.06
P/Test and recharge - 2.5 Kg AB(E) Dry Chemical Powder	M	EACH	\$63.53
P/Test and recharge - 2.5 Kg B(E) Dry Chemical Powder	M	EACH	\$52.94
Exit Sign	M	EACH	\$15.89
P/Test and recharge - 2.0 Kg Carbon Dioxide	M	EACH	\$47.65
NFS - 9.0Kg B(E)	M	EACH	\$201.18
Fire Blanket 1800 x 1200	M	EACH	\$79.42
Fire Extinguisher - Installation Fee	M	EACH	\$29.64
Fire Hose Reel - Cabinet c/w Legs	M	EACH	\$624.71
P/Test and recharge - 2.0 Kg AB(E) Dry Chemical Powder	M	EACH	\$58.24
Diffuser Single Sided Minitronics EXIT S1	M	EACH	\$41.30
Emergency Light Spitfire Recessed10W Non Maintained	M	EACH	\$132.36
FHR - Instruction Sticker small	M	EACH	\$7.41
PVC - Cabinet - Clear Cover	M	EACH	\$211.77
FHR - Figure 8 Nozzle Retainer (Metal)	M	EACH	\$3.60
FHR - O# Ring Kit & circlip Quell Fast Fit	M	EACH	\$26.48
Diffuser EXIT Double Sided LEG682383	M	EACH	\$27.53
Exit Sign Diffuser Double Edgelight White on green	M	EACH	\$66.71
Non Maintained 1 x 18W with Diffuser	M	EACH	\$187.41
1 x 36 W Maintained Fitting - No Diffuser	M	EACH	\$195.89
Famco - 1 x 26 Watt PLC Maintained Surface Mounted Emergency	M	EACH	\$317.65
FHR - Ball Valve Locking Device	M	EACH	\$68.83
1 x 36 W Tube	M	EACH	\$21.18
Signage - Installation Fee	M	EACH	\$15.89
P/Test and recharge - 1.5 Kg AB(E) DCP	M	EACH	\$47.65
Supply and install for the first time twin Spot Emergency Light	M	EACH	\$476.47
Maintained Emergency Light with Diffuser 2 x 36 W	M	EACH	\$285.88
Fire Blanket - Location Sign	M	EACH	\$9.53
NFS - 5.0Kg C02	M	EACH	\$264.71
PVC Domes for 9 kg extinguishers	M	EACH	\$285.88
8 Watt Fluorescent Tube	M	EACH	\$13.77
Fire Hose Reel Cabinet Surface Mount	M	EACH	\$381.18
Hose Reel Cover - Red	M	EACH	\$63.53
Legrand Exit Diffuser	M	EACH	\$42.35
Overhaul Kit Wormald 150nb GKW06	M	EACH	\$206.48
Hose Reel Arm Swing Long	M	EACH	\$63.53
FHR - Stopcock 25MM	M	EACH	\$58.24
Hose Reel Nozzle 19mm PVC	M	EACH	\$48.60
Instruction Plate (small) PVC	M	EACH	\$19.05
Procure complex plans highlighting location of services across all trades; Plans to be provided to Spotless.	M	EACH	\$47.30
Allowance for the compliance removal of asbestos	M	DWEL	\$213.93
Removal and disposal of sheet asbestos cement product	M	M2	\$45.13
Use qualified asbestos tester to provide a full house survey	M	DWEL	\$660.09

## Housing ACT Schedule of Rates - Base Price 2010-11

DESCRIPTION	TYPE	UNIT OF MEASUR	BASE PRICE EXC GST
Additional asbestos analysis - e.g. 2nd and 3rd samples	M	EACH	\$100.00
Remove; store and refit bathroom accessories (towel rail; towel ring; toilet roll holder; etc)	M	EACH	\$52.24
Re-plug wall and refix wash basin	M	EACH	\$91.49
Re-plug wall and refix bathroom fitting	M	EACH	\$42.40
Refix bathroom fitting on 75 x 25 timber cleat plugged to wall.	M	EACH	\$66.80
Refix bathroom fitting to existing timber work	M	EACH	\$29.00
Remove; store and refit bathroom fittings	M	EACH	\$41.88
Supply and fix 16mm diameter CP towel rail complete	M	EACH	\$64.98
Supply and fix toilet roll holder	M	EACH	\$31.20
Supply and fix shower curtain rail up to 1.2m - straight	M	EACH	\$71.22
Supply and fit shower seat complete including all fittings.	M	EACH	\$536.81
Supply and fix shower curtain rail up to 2.4m - straight	M	EACH	\$90.11
Supply and fix shower curtain rail up to 2.0m - curved	M	EACH	\$118.86
Supply and install central support to shower curtain rail	M	EACH	\$56.04
Supply and install vanity unit with drawers - 900mm wide.	M	EACH	\$679.72
Supply and install all white 600 x 450 mm vanity unit.	M	EACH	\$673.29
Supply and install all white 750mmx450mm vanity unit.	M	EACH	\$748.10
Supply and install all white 900mmx450mm vanity unit.	M	EACH	\$792.10
Break out tiling and/or sheeting to expose waste under bath or shower base to carry out repairs. Item includes the repair of surface ready for tiling and/or painting.	M	ITEM	\$152.01
Supply & install bathroom cabinet in new position. Recessed into wall	M	EACH	\$241.15
Supply & install bathroom cabinet with mirror doors - surface mounted	M	EACH	\$207.58
Renew sliding door mirror up to 350 x 500 to suit cabinet	M	EACH	\$73.62
Renew mirror to hinged bathroom cabinet door	M	DOOR	\$89.60
Patch chipped pressed metal bath/trays	M	EACH	\$66.00
Patch chipped pressed metal bath/trays. More than 4 chips	M	EACH	\$80.25
Patch chipped pressed metal bath/trays. Up to 4 chips	M	M2	\$53.16
Adjust; straighten and pack pier including jacking	M	EACH	\$102.80
Re-build pier - 230 x 230mm	M	CORS	\$300.73
Spot replacement of bricks to match existing	M	ITEM	\$102.76
Prepare and refix tiles and bricks to sill with approved mortar; coloured grout and make good - including flashings	M	LM	\$61.60
Supply and fix concrete sill tile to match existing as directed.	M	EACH	\$50.88
Rake out hair cracks in concrete wall and seal cracks	M	M2	\$28.75
Rake out expansion joint in concrete wall and insert foam backfiller rod.	M	ITEM	\$145.99
Remove; store and refit timber mouldings - [picture rail; skirting ; architraves; cornice mould]	M	ROOM	\$80.72
Close off window / door opening including resheeting of both sides	M	ITEM	\$399.68
Replace glass in lower section of window with FC sheet; insulate & paint	M	M2	\$99.30
Remove and dispose of existing threshold and supply and install threshold to exterior door - timber	M	EACH	\$157.17
Supply and fix external door frame complete with 50mm thick; rebated jambs architraves; internal and external and threshold.	M	EACH	\$478.17
Supply and fix fire door and jambs	M	EACH	\$1,216.47

## Housing ACT Schedule of Rates - Base Price 2010-11

DESCRIPTION	TYPE	UNIT OF MEASUR	BASE PRICE EXC GST
Supply and fix external FC sheet	M	M2	\$59.22
Supply and fix timber cover strip 40mm x 6mm	M	M	\$25.25
Supply and fix 40mm FC cover batten	M	M	\$25.38
Supply and fix timber horizontal mould [#artmould#]	M	M	\$26.56
Renew vent to external walls or eaves/soffit	M	EACH	\$42.18
Renew FC plankboard or #Weathertex# cladding and joiners	M	M	\$60.32
Supply and fix timber plinth mould as existing	M	M	\$24.34
Refix all external moulds; battens; cover strips	M	DWEL	\$194.83
Supply and fix timber weatherboard -100mm	M	M	\$21.09
Supply and fix timber weatherboard -150mm	M	M	\$29.11
Supply and fix timber weatherboard -200mm	M	M	\$33.31
Supply and fix external architraves - windows and doors	M	M	\$21.79
Supply and install quad internal or external	M	M	\$15.64
Remove all external fixed brackets; hooks; objects etc	M	DWEL	\$72.10
Renew timber fascia. Includes gutter removal and replacement	M	M	\$50.27
Patch hole in external wall up to 75mm x 75mm	M	EACH	\$76.71
Renew joists to landing or flooring	M	M	\$57.40
Renew particleboard/sheet flooring	M	M2	\$48.03
Refix loose and squeaking flooring - all types	M	ROOM	\$48.73
Renew hardwood threshold 250 wide	M	EACH	\$76.72
Supply and fit 4.5mm cement sheet eaves	M	M	\$26.24
Renew 6mm fibre cement sheeting to ceiling	M	M2	\$65.25
Renew fix 6mm fibre cement wall sheeting	M	M2	\$60.54
Renew skirting to match existing - up to 100mm	M	M	\$35.68
Renew picture rail as original	M	M	\$33.94
Renew architrave to match existing	M	M	\$38.81
Renew lining board as original	M	M	\$38.80
Renew single rebated door jamb; up to 150mm x 38mm	M	EACH	\$185.51
Renew double rebated external doorjamb up to 150 x 50mm	M	EACH	\$261.71
Renew double rebate door jamb over 150 and up to 200 x 50mm	M	EACH	\$291.66
Refix all loose internal timber/plaster moulds; battens; cornice.	M	ROOM	\$113.40
Supply and install 5m dia. rotary clothes hoist - No 5	M	EACH	\$501.67
Supply and install wall mounted awning type clothes line	M	EACH	\$274.34
Reduce height of clothes line all types to suit tenant	M	ITEM	\$120.00
Re-wire rotary hoist - all models	M	HOIS	\$128.90
Re-tension wires to clothesline	M	HOIS	\$54.48
Refix existing cross to rotary hoist	M	EACH	\$31.29
Renew additional arm and assembly to No 4 rotary hoist	M	EACH	\$154.00
Renew handle assembly of rotary hoist	M	EACH	\$28.27
Straighten and re-concrete rotary hoist	M	HOIS	\$38.90
Clean; lubricate and adjust winding mechanism of rotary hoist	M	HOIS	\$54.74
Re-tension wires to awning type clothes line	M	EACH	\$50.85
Refix awning type clothes line to wall	M	HOIS	\$98.20
Renew strut to awning type clothes line	M	EACH	\$53.02
Renew latch assemble of awning type clothes line	M	SIDE	\$37.21
Straighten and re-concrete post to awning type clothes line.	M	POST	\$110.21
Relocate awning type clothes line where directed	M	EACH	\$135.33
Renew arm and handle assembly to extending clothes line	M	EACH	\$47.71
Refix mount bar or receiving bracket of extending clothes line	M	EACH	\$33.13
Refix extending clothes line cabinet including fixings	M	EACH	\$53.20

## Housing ACT Schedule of Rates - Base Price 2010-11

DESCRIPTION	TYPE	UNIT OF MEASUR	BASE PRICE EXC GST
Relocate extending clothes line where directed	M	EACH	\$148.68
Inspect and report on cost of repairing clothes line	M	EACH	\$44.75
Retension all wire in Extendaline all types (labour only) as directed.	M	DWEL	\$49.45
Replumb clothes hoist (Supa 4 or 5) as directed	M	EACH	\$53.53
Allowance to tunnel under existing concrete paved areas	M	M	\$49.90
Supply and install steel and concrete reinforced bollard	M	EACH	\$250.00
Co-ordinate small loads of concrete (under 10m2). Delivery; installation and waiting time	M	ORDR	\$94.11
Cut / saw existing concrete up to a depth of 25mm	M	M	\$21.17
Cut / saw existing concrete up to a depth of 75mm	M	M	\$32.30
Cut / saw existing concrete up to a depth of 100mm	M	M	\$39.92
Concrete Grinding	M	M	\$90.00
Take up existing; prepare surface and relay existing block paving; up to 10m2	M	M2	\$66.55
Excavate; form and supply and install 75mm thick concrete paths - Job size over 10m2	M	M2	\$98.98
Excavate; form and supply and install 75mm thick concrete paths - Job size up to 5m2	M	M2	\$106.17
Excavate; form and supply and install 75mm thick concrete paths - Job size over 5m2 and up to 10m2	M	M2	\$103.72
Supply and lay 100mm thick concrete slab/paving. Job size over 10m2	M	M2	\$88.76
Supply and lay 100mm thick concrete slab/paving/wheeltracks. Job size over 5m2 and up to 10m2	M	M2	\$89.80
Demolish and remove concrete; supply and install new concrete slab	M	M2	\$136.00
Finish concrete with exposed aggregate to match existing	M	M2	\$72.21
Supply and lay new pavers on a 50mm sand bed -	M	M2	\$74.47
Supply and lay F62 reinforcement mesh to concrete	M	M2	\$9.21
Supply and lay F72 reinforcement mesh to concrete	M	M2	\$13.34
Supply and spread top soil as directed	M	M3	\$118.80
Supply; spread and compact road base	M	M3	\$129.32
Construct mass concrete ramp (max rise 450mm) -1200mm wide	M	M	\$155.33
Construct mass concrete steps with 350mm tread and rise of 110mm	M	STEP	\$103.05
Supply and install Carborundum strips to steps; porches and landings	M	M	\$9.44
Renew pre-cast concrete tread and riser - up to 1.1m long	M	EACH	\$161.11
Remove; clean off and re-bed existing pre-cast tread/riser	M	EACH	\$130.76
Refix/tighten loose bolts to step treads (each flight)	M	EACH	\$16.28
Renew Newel Post including concreting up to 1.5metres	M	POST	\$213.05
Renew newel post over 1.5metres; additional to GCP18750	M	M	\$147.99
Secure newel post with galvanised angle bracket	M	EACH	\$46.84
Renew handrail to steps/landing; including bolts; etc.	M	M	\$36.03
Renew handrail to steps/landing; to match existing	M	M	\$46.42
Renew railing to steps/landing to match existing	M	M	\$49.87
Renew porch blades/posts with treated pine post	M	POST	\$219.91
Renew porch blade up to 2.75m	M	EACH	\$116.13
Renew sole plate to porch blades	M	EACH	\$107.57

## Housing ACT Schedule of Rates - Base Price 2010-11

DESCRIPTION	TYPE	UNIT OF MEASURE	BASE PRICE EXC GST
Renew one porch blade and sole plate at same time	M	EACH	\$143.05
Refix loose foundation infill batten	M	EACH	\$18.69
Remove existing and cement render wall	M	M2	\$31.02
Supply and install timber wedge to floor at change of floor level	M	EACH	\$50.25
Supply and fix compressed F.C. sheeting	M	M2	\$143.01
Supply and fix timber or metal studs and noggings	M	M	\$32.94
Timber blocking in wall to secure fitments	M	EACH	\$21.60
Supply and fix ceiling joist 100 x 50mm	M	M	\$21.04
Supply and fix hanging beams up to 250 x 38mm	M	M	\$39.58
Supply and fix rafters 100 x 50mm	M	M	\$20.65
Supply and fix purlins 100 x 75mm	M	M	\$26.94
Supply and fix strutting beams up to 300 x 75mm	M	M	\$86.37
Renew foundation/gas meter box door - over 0.4m <sup>2</sup> up to 0.8m <sup>2</sup> *	M	DOOR	\$123.46
Supply and fix meter box door catch	M	EACH	\$20.26
Supply and fix hinges to cupboard/meter box door	M	DOOR	\$23.65
Supply and fix hinges to timber foundation/meter box door	M	DOOR	\$40.14
Supply and fix hinges to metal meter box door as existing	M	DOOR	\$34.17
Re-hang and ease cupboard/foundation or meter box door	M	DOOR	\$21.46
Re-sheet meter box door with fibre cement or galvanised iron	M	DOOR	\$104.23
Supply and install metal weather excluder to bottom of door	M	EACH	\$71.64
Supply and install spring type metal weather excluder	M	EACH	\$63.32
Supply and fix door stop	M	EACH	\$7.13
Supply and install concealed door closer to metal / fire door	M	EACH	\$223.77
Supply and install heavy duty door closer to suit door (not a fire door)	M	EACH	\$44.00
Supply and install door closer to suit door	M	EACH	\$122.48
Adjust and/or refix door closer and bracket	M	EACH	\$31.82
Re-plug and make good door jamb - brick wall	M	SET	\$45.40
Refix and make good door jamb - timber frame wall	M	SET	\$48.92
Repair and patch door jamb	M	EACH	\$62.86
Supply and fix single electric meter box door	M	DOOR	\$142.16
Demolish and remove bath and enclosure	M	EACH	\$201.85
Demolish and remove wall framing; including plates; studs; etc.	M	M	\$42.50
Excavate and remove soil as directed.	M	M3	\$50.00
Renew dust seal strip to aluminium sliding door	M	M	\$33.33
Ease and re-hang door as necessary	M	DOOR	\$59.16
Renew hinge to door	M	PAIR	\$41.51
Renew wheels to timber/aluminium sliding door	M	DOOR	\$63.32
Renew floor guide to sliding door	M	EACH	\$41.07
Supply and install new timber pelmet to sliding door	M	EACH	\$105.68
Repair and make good timber pelmet to sliding door	M	DOOR	\$50.70
Patch flush door sheeting	M	EACH	\$47.37
Refix ply sheeting to door	M	DOOR	\$31.84
Renew solid core entry door including refitting all existing locks; door knockers; peep holes; and latch set and supply and fit 3 new 100mm hinges.	M	DOOR	\$362.05
Supply and Install new external fire door	M	DOOR	\$967.23
Renew internal flush door with new hardware	M	DOOR	\$249.87
Renew timber sliding door	M	DOOR	\$317.00
Extra over for non standard size door	M	DOOR	\$131.82

## Housing ACT Schedule of Rates - Base Price 2010-11

DESCRIPTION	TYPE	UNIT OF MEASUR	BASE PRICE EXC GST
Replace hinged door with sliding door	M	DOOR	\$498.34
Infill panel to reduce full height door opening	M	EACH	\$50.13
Renew internal flush door using existing hardware	M	DOOR	\$240.72
Renew sliding door with existing track; guide and handle	M	DOOR	\$283.15
Supply and fit flush panel door to specifications reusing existing hardware.	M	DOOR	\$264.03
Supply and fit flush door O/S	M	EACH	\$283.80
Remove and re-hang door	M	DOOR	\$37.42
Demolish and remove existing fence (and or gates if required) - all types	M	M	\$16.00
Re-hang single timber or metal gate	M	GATE	\$79.82
Re-hang pair of gates timber or metal	M	PAIR	\$169.04
Re-hang gate timber or metal using existing fittings	M	GATE	\$38.51
Supply and install gate catch complete - all types	M	GATE	\$35.20
Refix gate catch	M	GATE	\$24.20
Supply and fix galvanised drop bolt to gate	M	EACH	\$27.51
Supply and install Gal pipe keeper for double gate drop bolt	M	EACH	\$44.01
Refix metal sheet to gate frame	M	GATE	\$42.26
Supply and fit gate latch (all types) to single or double gate.	M	EACH	\$45.00
Remove existing single gate as directed	M	EACH	\$25.00
Fencing - agreement.	M	DWEL	\$65.00
Supply and fit treated pine sleepers 200x50x2400mm including excavation.	M	EACH	\$35.00
Cut through existing paving for the removal of existing posts and the erection of new fence using masonry saw. Make good paving on completion.	M	EACH	\$110.00
Supply and fit U post 2100mm high to suit 1500mm panel;	M	EACH	\$60.00
Supply & erect 65 x 65 x 2.5mm galvanised metal corner gate terminating or junction post.	M	EACH	\$80.00
Supply & erect 65 x 65 x 2.5mm powder coated galvanised metal corner gate terminating or junction post. Colour to match fence.	M	EACH	\$80.00
Supply and erect 1500mm high coloured screen fence with coloured surround	M	M	\$74.00
Supply & erect matching 1500mm high single gate with coloured surround - Colorbond	M	GATE	\$330.00
Supply & erect matching 1500mm high welded double gates with coloured surround - Colorbond	M	PAIR	\$825.00
Supply and erect 1800mm high coloured screen fence with coloured surround.	M	M	\$78.00
Supply & erect matching 1800mm high single gate with coloured surround - Colorbond	M	GATE	\$338.00
Supply & erect matching 1800mm high welded double Colorbond gates with coloured surround	M	PAIR	\$935.00
Renew sheet to 1500mm metal panel fence- finish to match.	M	SHET	\$50.00
Renew top rail to metal panel fence. Up to 2.4m - finish to match.	M	EACH	\$30.00
Renew post to metal panel fence. Finish to match.	M	EACH	\$82.52
Clean flue of slow combustion wood heater	M	EACH	\$161.90
Renew seal to door or glass of slow combustion wood heater	M	EACH	\$60.95
Renew fire grate to slow combustion wood heater	M	EACH	\$225.08
Temporary fence hire 25m or less. For a period of 6 months.	M	6MTH	\$500.00

## Housing ACT Schedule of Rates - Base Price 2010-11

DESCRIPTION	TYPE	UNIT OF MEASUR	BASE PRICE EXC GST
Temporary fence hire over 25m. For a period of 6 months	M	M	\$11.50
Supply and erect 1500mm high close paling fencing on new galvanised steel post	M	M	\$65.00
Supply and erect 1500mm high close paling fence reusing existing galvanised steel post.	M	M	\$54.00
Supply & erect 1500mm high metal frame single gate - close paling fence	M	GATE	\$250.00
Supply & erect 1500mm high metal frame double gates - close paling fence	M	PAIR	\$500.00
Supply and erect 1500mm high lapped paling fence including galvanised steel posts .	M	M	\$73.00
Supply & erect 1500mm high metal frame single gate - lapped paling fence	M	GATE	\$275.00
Supply & erect 1500mm high metal frame double gates - lapped paling fence	M	PAIR	\$550.00
Additional to GFT coded items for capped fencing.	M	M	\$11.00
Supply & erect 50 x 50 x 2.5mm galvanised steel post - 1500mm high fence.	M	POST	\$73.00
Supply and erect 1800mm high close paling fence including galvanised steel posts .	M	M	\$70.45
Supply & erect 1800mm high metal frame single gate - close paling fence	M	GATE	\$300.00
Supply & erect 1800mm high metal frame double gates - close paling fence	M	PAIR	\$650.00
Supply and erect 1800mm high close paling fence including galvanised steel posts.	M	M	\$75.00
Supply & erect 1800mm high metal frame single gate - lapped paling fence	M	GATE	\$320.00
Supply & erect 1800mm high metal frame double gates up to 3000mm - lapped paling fence	M	PAIR	\$700.00
Supply and erect 1800mm high lapped and capped paling fence including galvanised steel posts.	M	M	\$80.00
Supply & erect 50 x 50 x 2.5mm galvanised steel post - 1800mm high fence.	M	POST	\$75.00
Extra for excavation in rock; concrete; backfilling etc. Maximum 2 hrs	M	HR	\$60.00
Straighten and re-ram existing post.	M	POST	\$20.00
Excavate; plumb and re-concrete fence and/or gate post - All types.	M	POST	\$60.00
Supply and fix paling to fence using palings up to 1800mm in height. Maximum of 20.	M	EACH	\$7.25
Replace paling & paint to match up to 1800mm	M	EACH	\$7.44
Re-nail palings per panel (between two posts) using new galvanised nails.	M	PANL	\$19.00
Remove and dispose existing; supply and fit 2.1m high up to 2.4m wide single panel lift coloured garage door	M	EACH	\$1,163.05
Remove and dispose exist. Supply and fit up to 2.4m high up to 2.5m coloured garage roller door	M	EACH	\$779.52
Remove and dispose exist. Supply and fit 2.4m high up to 3.0m wide coloured garage roller door	M	EACH	\$912.82

## Housing ACT Schedule of Rates - Base Price 2010-11

DESCRIPTION	TYPE	UNIT OF MEASUR	BASE PRICE EXC GST
Adjust panel lift or roller door to render operable	M	EACH	\$74.47
Supply and fit centre lock assembly to single panel lift or roller garage door	M	EACH	\$87.28
Supply and install new lock assembly to single panel lift door.	M	EACH	\$115.55
Remove and dispose existing supply and fit 2.2m high up to 5.2m wide double panel/tilt coloured garage door	M	EACH	\$25.00
Remove and dispose existing supply and fit 2.2m high up to 5.2m wide double panel/tilt coloured garage door	M	EACH	\$2,154.00
Supply & install weatherstrip to bottom of garage door	M	M	\$25.00
Supply & install weatherstrip to bottom of garage door	M	M	\$580.00
Supply replacement handset for automatic garage door opener	M	EACH	\$70.00
Supply & install new automatic opener to existing garage door	M	EACH	\$580.00
Supply replacement handset for automatic garage door opener	M	EACH	\$70.00
Reglaze sash with 3mm glass	M	M2	\$198.03
Reglaze sash with 4mm glass	M	M2	\$220.03
Reglaze sash with 5mm glass	M	M2	\$245.07
Reglaze fixed light - Clear Laminated 6.38mm plate glass (Minimum of 0.5sqm)	M	M2	\$319.04
Reglaze fixed light - Obscure Laminated 6.38mm plate glass (Minimum of 0.5sqm)	M	M2	\$346.06
Reglaze fixed light - Clear Laminated 10mm plate glass (Minimum of 0.5sqm)	M	M2	\$220.06
Supply and fix glass louvre blade width up to 150mm; 6mm glass	M	M	\$79.21
Re-putty window	M	SASH	\$69.71
Remove and replace glazing seals and gaskets to aluminium window.	M	EACH	\$75.22
Supply and install aluminium architrave to existing aluminium window	M	EACH	\$79.25
Reglaze external door up to and including 0.5m <sup>2</sup>	M	M2	\$232.27
Reglaze full panel door up to and including 1.4m <sup>2</sup>	M	M2	\$337.08
Supply and install shower screen door complete; including return panel. All Types	M	EACH	\$647.48
Reglaze existing shower screen door or fixed panel	M	M2	\$165.00
Board up window/doors of dwelling with 12mm ply	M	M2	\$40.00
Supply and install three leaf door unit up to 900mm wide x 1800mm high.	M	EACH	\$650.23
Ease; adjust and service shower screen door unit.	M	EACH	\$68.44
Rake out and replace sash using 6mm float glass	M	DWEL	\$376.61
Supply and fit mirror as directed. includes edging and fixing.	M	M2	\$265.21
Replacement of 3mm and 5mm tinted glass in timber or metal frames.	M	DWEL	\$242.22
Replacement of 6mm tinted glass in timber or metal frames.	M	DWEL	\$272.56
Hourly rate for work not covered in the schedule rate items - all trades and services	M	HR	\$60.51
Supply and install 600mm/450mm square edge benchtop - colour as directed	M	M2	\$296.49
Seal around bench tops and behind sink with silicone compound in conjunction with Item GK100600	M	LM	\$10.00
Supply and install new floor cupboard 450mm wide x 450mm deep with 1 door	M	EACH	\$539.07

## Housing ACT Schedule of Rates - Base Price 2010-11

DESCRIPTION	TYPE	UNIT OF MEASUR	BASE PRICE EXC GST
Supply and install new pantry cupboard 450mm wide x 450mm deep with 1 door	M	EACH	\$476.20
Install new pantry cupboard 900mm wide x 450mm deep with 4 doors	M	EACH	\$818.52
Supply and install new wall cupboard 900mm wide x 300mm deep with 2 doors	M	EACH	\$551.42
Supply and install laminated panel to end of cupboard	M	PANL	\$179.54
Supply and fix kitchen fitment drawer painted to match	M	EACH	\$150.25
Supply and fix kitchen fitment drawer laminated front	M	EACH	\$151.60
Supply and fix laminated drawer front to match existing including edge stripping; using existing handle	M	EACH	\$78.20
Supply and install new drawer carcass to existing drawer face (laminated or painted)	M	EACH	\$130.23
Supply and install new base to existing drawer - all sizes	M	EACH	\$24.17
Repair drawer including replace runners	M	PAIR	\$52.81
Supply and fix cupboard shelving 16mm HMR white melamine board	M	M2	\$52.60
Supply and install 600 x 300 x 19mm white melamine laundry shelf; with #Landon# brackets	M	EACH	\$115.40
Supply and install a 600mm x 2200mm high end panel	M	EACH	\$205.61
Supply and install one and a half bowl flush line sink with tap holes	M	ITEM	\$588.33
Remove existing and install only new floor cupboard - all sizes	M	EACH	\$413.95
Supply and fit trades cupboard door	M	DOOR	\$100.20
Supply and fit painted kitchen cupboard door	M	DOOR	\$112.54
Supply and fix laminated kitchen cupboard door	M	DOOR	\$111.57
Supply and fix D or Bow type handle to cupboard door or drawer	M	EACH	\$13.40
Supply and fix knob type handle to cupboard door or drawer	M	EACH	\$13.27
Supply and fix shelf pin to cupboard	M	EACH	\$5.50
Supply and fix cupboard door catch	M	EACH	\$14.07
Adjust all cupboard catches and handles including linen press	M	DWEL	\$39.43
Supply and fix concealed wide angle hinges to cupboard door	M	EACH	\$33.32
Gain entry to unit by releasing door lock	M	EACH	\$71.25
Drill out cylinder of lock to gain entry to dwelling	M	EACH	\$58.65
Change combination for keying of deadlock and supply two keys	M	BOTH	\$40.02
Change combination to lock of heavy-duty flyscreen door	M	EACH	\$39.05
Change combination to lock of roll-a-door/tilt-a-door	M	EACH	\$49.22
Remove existing lock cylinder and fit Falcon cylinder.	M	EACH	\$61.63
Supply and fit new nightlatch	M	EACH	\$88.15
Supply and fix cylinders to deadlatch	M	EACH	\$46.06
Supply and fit new deadlatch	M	EACH	\$161.27
Supply and install new deadlatch complete; keyed to existing	M	EACH	\$194.17
Supply and fit new mortice lock and box complete with keys	M	EACH	\$94.01
Supply and fit mortice lock complete with furniture	M	EACH	\$154.15
Supply and fix new mortice deadlatch and lock box	M	EACH	\$107.35
Supply and fit new cylinders to mortice deadlatch	M	EACH	\$73.36
Renew apartment door deadlock - Lockwood 001 master keyed	M	EACH	\$136.63
Renew furniture to apartment door lock or deadlock. Falcon type.	M	EACH	\$92.11
Supply and fix key-in-knob lock set complete - Falcon type.	M	SET	\$85.43
Supply and install #D# type handle to entry door	M	EACH	\$47.33
Supply new key to fit existing lock - all types.	M	EACH	\$15.04

## Housing ACT Schedule of Rates - Base Price 2010-11

DESCRIPTION	TYPE	UNIT OF MEASUR	BASE PRICE EXC GST
Supply and install security metal door viewer	M	EACH	\$34.20
Supply and fix cabin hook to common area or balcony door	M	EACH	\$37.20
Supply and fix tubular mortice latch and keeper	M	EACH	\$63.47
Supply and fix mortice latch (passage set) complete	M	SET	\$96.70
Supply and fix furniture to lock or latch complete	M	EACH	\$79.30
Refix furniture to lock or latch	M	EACH	\$12.10
Ease and adjust lock; lock box and striker plate	M	EACH	\$27.29
Supply and fix lock box and repair jamb	M	EACH	\$69.47
Supply and fix striker plate to door jamb.	M	EACH	\$29.25
Supply and fit 100mm barrel bolt	M	EACH	\$34.61
Supply and fit lock to garage door tilting or roll-up type	M	EACH	\$87.12
Supply and fix lock to heavy-duty aluminium screen door	M	EACH	\$109.27
Supply and fit lock and handle to aluminium sliding glass door	M	EACH	\$125.46
Supply and install patio bolt to aluminium sliding door	M	EACH	\$89.38
Change combination to keyed window lock plus supply two keys	M	EACH	\$16.02
Renew or supply and fit cupboard hinge	M	PAIR	\$27.56
Supply and fix privacy set complete	M	SET	\$115.01
Supply & fit pin lock - keyed alike	M	EACH	\$77.00
Supply and fix 150mm galvanised pad bolt to door or gate as directed	M	DOOR	\$34.50
Install an 8658 type Falcon security screen lock with construction core to house or unit	M	DWEL	\$128.52
Install a 950 type Falcon entrance lever set with construction core to house or unit	M	DWEL	\$239.83
Install a 530 type Falcon entrance knob set with construction core to house or unit	M	DWEL	\$182.62
Install a 201 type rim cylinder with construction core to house or unit	M	DWEL	\$85.96
Supply and fit Whitco security screen lock complete with 2 keys	M	DWEL	\$97.31
Supply and fit a tubular or wafer passage latch set; complete levers	M	DWEL	\$71.51
Supply and fit dead latch back section only to existing falcon cylinder	M	DWEL	\$105.13
Supply and fit 950 type lever set with tenancy core	M	DWEL	\$256.80
Supply and fit a new mortice lock body only	M	DWEL	\$100.37
Supply and fit new tubular latch to a doorset up to 70mm	M	DWEL	\$25.92
Supply and fit new tubular latch to a doorset over 70mm	M	DWEL	\$35.15
Relocate or re-erect letterbox and post	M	EACH	\$83.67
Supply and fix Colorbond letterbox to existing post	M	EACH	\$98.77
Refix letterbox to post	M	EACH	\$42.38
Supply and fix new lock to letterbox with 2 keys	M	EACH	\$32.00
Supply and install Colorbond letterbox on new post	M	EACH	\$180.79
Renew 50mm street or unit numbers	M	EACH	\$32.80
Renew 10mm plasterboard ceiling sheeting - up to 10m2	M	M2	\$63.52
Renew 13mm plaster board ceiling sheeting up to 10m2	M	M2	\$67.83
Renew 13mm plaster board ceiling sheeting over 10m2	M	M2	\$61.33
Renew 10mm plaster board wall sheeting up to 30m2	M	M2	\$48.94
Renew 13mm plaster board wall sheeting over 30m2 wall sheeting over 30m2.	M	M2	\$45.11
Supply and fix new 100mm scotia	M	M	\$17.13
Skim set ceiling	M	M2	\$42.68

## Housing ACT Schedule of Rates - Base Price 2010-11

DESCRIPTION	TYPE	UNIT OF MEASUR	BASE PRICE EXC GST
Skim set walls	M	M2	\$42.53
Setting of internal corners to existing wall sheeting	M	M	\$15.41
Setting of external angles to existing wall sheeting	M	M	\$19.26
Set picture rail joints; remove mouldings	M	M	\$11.70
Remove and refix all timber fixings; etc to allow re-sheeting	M	ROOM	\$245.71
Repair scuff marks and holes up to 10mm x 10mm	M	ROOM	\$36.80
Patch hole over 10mm x 10mm and up to 50mm x 50mm	M	PATC	\$54.37
Patch hole over 50mm x 50mm and up to 250mm x 250mm	M	PATC	\$79.18
Patch hole over 250mm x 250mm and up to 500mm x 500mm	M	PATC	\$84.72
Remove ceiling vent and patch ceiling sheet all types of material	M	PATC	\$61.03
Refix loose and sagging sheeting to walls and ceiling	M	ROOM	\$204.70
Strip; tape and reset plaster board ceiling/wall joint	M	M	\$18.23
Renew F.C. or hardboard ceiling access cover	M	EACH	\$42.25
Supply and install front heavy duty flyscreen door complete	M	DOOR	\$451.06
Supply and install hinged flyscreen door with mid-rail	M	DOOR	\$385.00
Supply and install hinged flyscreen door with mid-rail	M	DOOR	\$369.01
Supply and install sliding flyscreen door with mid-rail	M	DOOR	\$401.82
Supply and install sliding flyscreen door with mid-rail	M	DOOR	\$468.23
Additional for screw fixing to steel door jamb	M	DOOR	\$26.42
Additional for over sized heavy duty screen door	M	DOOR	\$160.21
Additional for metal or timber build out	M	DOOR	\$59.82
Supply and install sliding heavy duty flyscreen door - 900mm wide	M	DOOR	\$356.43
Supply and install sliding heavy duty flyscreen door - 1200mm wide	M	DOOR	\$356.43
Additional for sliding heavy duty flyscreen door over 1200mm to 1500mm	M	DOOR	\$126.43
Re-hang hinged aluminium flyscreen door	M	DOOR	\$42.91
Re-hang sliding flyscreen door - all types	M	DOOR	\$57.21
Supply and install door closer to aluminium flyscreen/heavy duty screen door.	M	EACH	\$44.10
Security door installation	M	EACH	\$760.62
Regauze aluminium flyscreen door - hinged or sliding	M	M2	\$42.33
Regauze aluminium screen to window or door.	M	M2	\$46.21
Renew latch to aluminium flyscreen door and adjust striker	M	EACH	\$59.92
Refix grille to heavy duty screen door	M	DOOR	\$59.21
Remove; store and rehang screen door.	M	DOOR	\$76.65
Renew runners to sliding screen door	M	EACH	\$40.66
Extra for one way vision mesh (in accordance with AS1684 [set] National Timber Framing Code).	M	EACH	\$160.31
Supply and install standard chain winders	M	EACH	\$52.00
Renew aluminium fixed flyscreen to window - complete	M	EACH	\$68.65
Renew sliding aluminium flyscreen to window - complete	M	PAIR	\$130.27
Renew internal fixed screen including Magi Flap	M	SCRN	\$89.10
Renew internal fixed screen to awning window with chain winder	M	SCRN	\$70.12
Regauze aluminium screen to window with magi flap fitted	M	SCRN	\$45.56
Replace all plastic clips or plungers to flyscreen	M	SCRN	\$16.93
Refit existing screen to window using existing clips.	M	SCRN	\$22.58
Refix gauze to window flyscreen	M	SCRN	\$36.16
Supply and lay ceramic floor tiles adhesive fixed; including preparation of floor	M	M2	\$108.35

## Housing ACT Schedule of Rates - Base Price 2010-11

DESCRIPTION	TYPE	UNIT OF MEASUR	BASE PRICE EXC GST
Supply and lay ceramic floor tiles mortar fixed including preparation of floor	M	M2	\$103.70
Supply and install new floor waste and grate	M	EACH	\$62.96
Supply and install metal door angle	M	EACH	\$30.73
Prepare floor; supply and lay quarry floor tiles adhesive fixed	M	M2	\$110.74
Prepare floor; supply and lay quarry floor tiles; mortar fixed	M	M2	\$123.20
Prepare surface; supply and fix quarry skirting tiles either mortar or adhesive fixed as required	M	M	\$50.84
Prepare surface; supply and lay quarry tiles adhesive fixed to step and riser including nosing tiles	M	M	\$65.66
Prepare surface; supply and lay quarry tiles mortar fixed to step and riser including nosing tiles	M	M	\$76.68
Prepare surface; supply and lay quarry nosing tiles either mortar or adhesive fixed as required	M	M	\$42.09
Prepare surface; supply and lay quarry tiles to stringer either mortar or adhesive fixed as required	M	M	\$43.31
Install silicone filled movement joint	M	M	\$14.90
Remove existing tiling; including topping and prepare surface for tiling	M	M2	\$27.78
Remove existing skirting; edge or stringer tiling and prepare surface for tiling	M	M	\$18.72
Remove existing topping and prepare surface for tiling	M	M2	\$25.39
Remove loose tiles in doorway; securely fix metal angle and replace tiles to match	M	DRWY	\$62.11
Spot replacement of ceramic floor tiles	M	EACH	\$10.48
Renew quarry tiles to threshold/steps	M	EACH	\$21.34
Renew step tread (nosing) tiles to threshold/steps	M	EACH	\$17.89
Re-bed and re-grout loose quarry tile	M	EACH	\$14.01
Refix loose floor and wall tiles with approved W/P adhesive and grout with white cement or coloured compressible tile grout to match existing. Maximum 20 tiles.	M	DWEL	\$34.29
Removal of shower tray and shower base including waste.	M	DWEL	\$123.90
Prepare concrete floor; scabble or grind including removal of dirt and dust.	M	DWEL	\$57.43
Supply and fix ceramic wall tiles adhesive fixed; including preparation of wall	M	M2	\$81.79
Supply and fix ceramic wall tiles and F.C. sheeting; adhesive fix tiles	M	M2	\$105.87
Prepare wall; supply and fix 2 course high ceramic wall tiles splash back	M	M	\$55.06
Prepare wall; supply and fix 3 course high ceramic wall tiles splash back	M	M	\$62.53
Prepare wall; supply and fix 4 course high ceramic wall tiles splash back	M	M	\$68.95
Supply and fix skirting tiles	M	M	\$32.12
Supply and fix skirting tiles and F.C. strip; adhesive fix	M	M	\$40.35
Supply and fix matching ceramic soap holder	M	EACH	\$57.10
Clean out joints and re-grout existing tiles (rounded up to the nearest 0.1m2).	M	M2	\$18.43

## Housing ACT Schedule of Rates - Base Price 2010-11

DESCRIPTION	TYPE	UNIT OF MEASUR	BASE PRICE EXC GST
Remove existing wall tiling and prepare surface for tiling including removal and disposal of debris - rounded up to the nearest 0.1m2	M	M2	\$23.25
Remove existing skirting tiling and prepare surface for tiling	M	M	\$17.22
Supply and fix F.C. sheeting to splash back	M	M2	\$43.53
Renew ceramic wall tile - body tiles	M	EACH	\$10.23
Renew 152 x 152 ceramic wall tiles - cut to fit at border	M	EACH	\$12.13
Cut ceramic tiles to accommodate taps or spouts	M	EACH	\$16.59
Renew soap holder - surface mounted ceramic	M	EACH	\$50.39
Renew ceramic soap holder - recessed	M	EACH	\$57.49
Clean out joints and re-grout floor tiles	M	M2	\$38.96
Apply silicone sealant to horizontal and vertical joints	M	ROOM	\$32.80
Supply and install new aluminium sliding window to existing opening up to 1.5m2	M	EACH	\$846.36
Install waterproof membrane to floor and/or wall joints.	M	M	\$65.14
Install waterproof membrane to wet area floor	M	M2	\$45.89
Ease and adjust sash all types including re-hang	M	SASH	\$49.33
Ease and adjust sash in situ; all types; including adjustment of stop and parting beads	M	SASH	\$51.91
Renew sash balances to both sashes; timber/aluminium	M	PAIR	\$170.59
Re-screw; repair and adjust sash balances	M	SASH	\$38.91
Renew stop/parting beading to window	M	M	\$19.75
Repair sash with 2 angle brackets.	M	SASH	\$32.66
Renew four sash cords to a pair of sashes	M	PAIR	\$73.92
Renew sash fastener; all types of sashes	M	EACH	\$28.29
Fit new key operated window locks - keyed alike	M	EACH	\$38.85
Replace key operated window lock - keyed alike to existing	M	EACH	\$43.37
Ease and adjust winding window all types including re-hang.	M	EACH	\$47.28
Refix/reposition striker plate and sash fastener	M	EACH	\$17.33
Renew standard stays to sash	M	PAIR	\$34.46
Renew lockable chain winder	M	EACH	\$63.49
Supply and fit window roto winder to awning window	M	EACH	\$115.51
Clean and lubricate chain winder	M	EACH	\$10.42
Renew roller wheel to aluminium sliding window	M	EACH	\$24.15
Refix neoprene gasket to aluminium sash.	M	SASH	\$17.02
Renew timber stile to window	M	EACH	\$220.88
Renew centre mullion to window	M	EACH	\$205.45
Supply and install new timber sash including glazing; new furniture; balances; runners; etc. up to 0.5m2	M	SASH	\$343.38
Supply and install new timber sash including glazing; new furniture; balances; runners; etc. over 0.5m2	M	SASH	\$484.43
Supply and fix temperature pressure relief valve to HWS - all types	M	EACH	\$157.39
Supply and install safety shut off valve to internal HWS	M	EACH	\$321.63
Supply and fix element to electric HWS - all types.	M	EACH	\$155.87
Supply and fix thermostat and/or temperature cutout	M	EACH	\$119.34
Service instantaneous electric hot water heater	M	EACH	\$69.71
Disconnect electric storage floor model hot water system	M	ITEM	\$124.00
Replace water heater with 50 Lt heater electric	M	ITEM	\$785.03
Replace water heater with 80 Lt heater electric	M	ITEM	\$901.55
Replace water heater with 125 Lt heater electric	M	ITEM	\$973.83
Replace water heater with 160 Lt heater electric	M	ITEM	\$1,124.48

## Housing ACT Schedule of Rates - Base Price 2010-11

DESCRIPTION	TYPE	UNIT OF MEASUR	BASE PRICE EXC GST
Replace water heater with 250 Lt dual element heater electric in same location.	M	ITEM	\$1,485.45
Replace water heater with 315 Lt dual element heater electric	M	ITEM	\$1,578.46
Relocate internal water heater with external. Installation only.	M	EACH	\$420.00
Install temporary hot water	M	EACH	\$150.77
Hire of electric heater/temporary heating	M	EACH	\$45.00
15mm Copper tube with Armaflex Installation	M	M	\$44.91
19mm Copper tube with Armaflex Installation	M	M	\$54.22
25mm Copper tube with Armaflex Installation	M	M	\$70.07
Supply and fit concrete slab for HWS or pump.	M	EACH	\$80.47
Replace instantaneous water heater with 170 Lt external gas heater	M	ITEM	\$1,539.63
Replace gas storage water heater with 170 Lt external gas heater	M	ITEM	\$1,441.50
Provide gas service line and meter to dwelling	M	EACH	\$350.00
Gas inspection - GSTexclusive	M	EACH	\$180.00
Supply and fix thermocouple control to gas hot water service	M	EACH	\$112.11
Supply and fit unitrol gas control complete	M	EACH	\$215.38
Replace piezo ignitor; lead and ignition head	M	EACH	\$88.51
Service; adjust; clean and re-light pilot all water heaters excluding instantaneous	M	EACH	\$79.76
Service instantaneous gas hot water heater	M	EACH	\$79.60
Supply and install duo valve to HWS- all types	M	EACH	\$94.95
Replace controlled ratio valve or limiting valve with limiting valve to HWS- all types	M	EACH	\$120.00
Hire of cherry picker - per day	M	DAY	\$500.00
Supply and install 32mm x 450mm S/S grab rail	M	EACH	\$103.20
Supply and install 32mm x 600mm S/S grab rail	M	EACH	\$114.29
Supply and install 32mm x 900mm S/S grab rail	M	EACH	\$127.34
Supply and install 32mm S/S railing adj. ped pan.	M	EACH	\$234.47
Supply and fit steel railing; hot dip galvanised	M	M	\$528.59
Fabricate and install pipe handrailing (single rail)	M	M	\$156.74
Onsite welding repair including 30 mins hour labour; electricity; welding rods etc.	M	EACH	\$38.85
Remove graffiti	M	M2	\$42.81
Apply *non sacrificial* anti graffiti coating	M	M2	\$39.65
Additional to supply and paint one coat of undercoat to all garages complete.	M	DWEL	\$305.74
Remove stickers; transfers; hooks; nails; screws etc from walls; woodwork; ceiling and both sides of doors.	M	ROOM	\$48.58
Remove stickers transfers hooks nails screws etc from walls woodwork ceiling and both sides of doors.	M	ROOM	\$19.50
Move furniture and protect with drop sheets in occupied dwelling	M	DWEL	\$180.37
Paint concrete floor two coats	M	ROOM	\$222.63
Paint door including frame; stops; beads and architraves - two coats	M	DOOR	\$89.34
Remove wallpaper (all types) from walls.	M	ROOM	\$62.51
Bleed seal ceiling	M	ROOM	\$132.86
Bleed seal walls	M	ROOM	\$276.39
Bleed seal ceiling walls and woodwork	M	ROOM	\$330.99
Paint laundry tub surfaces; cabinet and rear wall.	M	EACH	\$58.68

## Housing ACT Schedule of Rates - Base Price 2010-11

DESCRIPTION	TYPE	UNIT OF MEASURE	BASE PRICE EXC GST
Paint kitchen walls; ceiling and woodwork - 2 coats (excluding kitchen cupboards)	M	ROOM	\$687.63
Paint kitchen walls only - 2 coats	M	ROOM	\$320.17
Paint kitchen ceiling and frieze - 2 coats	M	ROOM	\$231.25
Paint rooms; walls; ceiling and woodwork - 2 coats [excluding kitchen cupboards]	M	ROOM	\$565.06
Paint rooms; walls; ceiling and woodwork -1 coats [excluding kitchen cupboards]	M	ROOM	\$189.66
Paint rooms walls only - 2 coats	M	ROOM	\$336.33
Paint rooms ceiling and frieze only - 2 coats	M	ROOM	\$247.01
Paint room over 20m2 (floor area) - walls; ceiling and woodwork - 2 coats	M	ROOM	\$586.06
Paint room over 20m2 walls only - 2 coats	M	ROOM	\$306.82
Paint room over 20m2 (floor area) - ceiling and frieze - 2 coats	M	ROOM	\$231.33
Paint bathroom; laundry or bath/laundry (2 coats).	M	ROOM	\$428.34
Paint bathroom; laundry or bath/laundry - 1 coat	M	ROOM	\$311.87
Paint bathroom; laundry or bath/laundry - 2 coats - walls only	M	ROOM	\$274.64
Paint bathroom; laundry or bath/laundry - 1 coat - walls only	M	ROOM	\$213.39
Paint bathroom; laundry or bath/laundry ceiling and frieze - 2 coats only	M	ROOM	\$158.88
Paint bathroom; laundry or bath/laundry -1 coat - ceiling only	M	ROOM	\$132.30
Paint all woodwork and fixings/mouldings to bathroom; laundry or bath/laundry - 2 coats	M	ROOM	\$152.07
Paint toilet and airlock walls; ceiling and woodwork - 2 coats	M	ROOM	\$183.88
Paint toilet and airlock walls only - 2 coats	M	ROOM	\$119.50
Paint toilet and airlock ceiling and frieze - 2 coats	M	ROOM	\$97.87
Paint stairwells walls only - 2 coats	M	ROOM	\$286.20
Paint stairwells ceiling and frieze - 2 coats	M	ROOM	\$188.21
Paint all woodwork and fixings/mouldings to stairwells - 1 coat	M	ROOM	\$134.75
Paint timber windows - external	M	EACH	\$78.90
Paint timber windows - internal	M	EACH	\$56.10
Window internal or external - 2 coats	M	M2	\$88.59
Flaking surface - E/O for bindback; 1 coat clear	M	DWEL	\$224.24
Paint 3 coats to weatherboard or hardiplank lining to match existing - includes 1 prime; 1 under coat and 1 gloss or acrylic finish coat as directed.	M	M	\$7.65
Laundry cabinet/ medicine cabinet - repaint 3 coats; clean and treat for rust	M	DWEL	\$56.52
House - E/O for anti fungicide additive	M	DWEL	\$71.60
Paint pelmet - 2 coats as directed.	M	DWEL	\$19.06
Repaint internal surfaces of linen cupboard / wardrobe - 2 coats	M	EACH	\$84.23
Skirting - repaint 2 coats enamel (throughout house)	M	DWEL	\$291.31
Paint internal surfaces of cupboard - one coat	M	EACH	\$52.80
Ceiling - Vermiculite - repaint 2 coat	M	M2	\$14.20
Wall internal repaint - 2 coats (10sqm max)	M	DWEL	\$358.78
Room internal - repaint 2 coats (up to 10sqm )	M	ROOM	\$333.09
Wall repaint internal 2 coats- seal; repair & apply undercoat and finish coat	M	ROOM	\$100.09
Pergola - repaired - paint 3 coats timber or metal	M	DWEL	\$61.54
Paint gutter 3 coats	M	M	\$15.32

## Housing ACT Schedule of Rates - Base Price 2010-11

DESCRIPTION	TYPE	UNIT OF MEASUR	BASE PRICE EXC GST
Repaint fascia - 3 coats	M	DWEL	\$25.00
Paint eave lining - 2 coats	M	LM	\$18.00
Paint eave lining - 2 coats	M	LM	\$15.70
Repaint downpipe 3 coats.	M	EACH	\$26.90
Repaint fascia - 3 coats	M	LM	\$18.00
Apply two coats estapol to prepared timber flooring as directed rate per m 2.	M	M2	\$14.60
Repaint cornice - 2 coats	M	M	\$6.43
Internal painting of entire dwelling	M	M2	\$36.00
Extra preparation for painting works	M	HR	\$60.51
Paint all gables	M	GABL	\$340.51
Paint wrought iron handrails	M	M2	\$24.53
Paint concrete porch/balcony	M	PRCH	\$265.46
Paint timber porch/deck blades	M	M	\$24.77
Paint timber porch/deck	M	PRCH	\$183.42
Prepare; prime and apply two coats to all posts and handrails	M	M	\$28.25
Paint gutters and downpipes	M	DWEL	\$715.22
Paint timber windows - 3 bed dwelling	M	DWEL	\$948.11
Paint paling fencing - two coats 100% acrylic stain one side	M	M	\$15.58
Supply and fix new 2 or 3 hole type wash basin including new brackets	M	EACH	\$388.48
Refix handbasin to wall	M	EACH	\$93.77
Supply and fix up to 50mm trap to basin or sink	M	EACH	\$56.68
Supply and fix up to 1500mm of PVC waste pipe to basin	M	EACH	\$78.53
Supply and install chrome plated pipe to basin taps	M	EACH	\$75.68
Supply plugs to sinks; baths; troughs; basins etc as directed by Spotless	M	ITEM	\$10.18
Flood; dye; test shower cubicle including checking all drainage to determine cause of leak. Provide written report.	M	EACH	\$108.95
Supply and install shower set including shower rose and recess cocks; extend existing water services as necessary	M	ITEM	\$329.74
Supply and install bath mixing piece	M	ITEM	\$303.31
Relocate existing bath tap set and mixing piece; extend or adjust water service pipes as necessary	M	ITEM	\$310.74
Supply and fix shower rose for roof model.	M	EACH	\$108.35
Supply and fix approved hand shower set complete.	M	EACH	\$350.00
Replace flexible tube to shower handset	M	EACH	\$68.01
Supply and fix diverter spout	M	EACH	\$118.68
Supply and fix telescopic swivel/folding spout	M	EACH	\$80.50
Supply and fix bath spout	M	EACH	\$54.31
Re-enamel bathtub	M	EACH	\$540.03
Part renewal of guttering or valley gutter	M	M	\$49.02
Extra over for work on buildings up to 3 storeys	M	UOM	\$8.14
Complete renewal of guttering or valley gutter	M	M	\$45.79
Supply and fix stop-end plate	M	EACH	\$49.62
Supply and fix internal or external angle	M	EACH	\$106.80
Supply and fix outlet nozzle for downpipe/spout over porch	M	EACH	\$20.59
Clean out guttering and valleys; stop leaks and straighten guttering	M	DWEL	\$140.00
Re-fall guttering	M	M	\$13.00
Renew downpipe complete - up to 6m - single storey only	M	EACH	\$154.02

## Housing ACT Schedule of Rates - Base Price 2010-11

DESCRIPTION	TYPE	UNIT OF MEASUR	BASE PRICE EXC GST
Refix downpipes to wall using existing clips.	M	DWEL	\$54.73
Supply and fix bottom length of downpipe with cast iron pipe	M	EACH	\$127.68
Clean out blocked downpipe and stop leaks - up to 2 storeys	M	EACH	\$55.01
Supply and fix astragals to downpipe	M	EACH	\$49.83
Clean out gutters; supply and install gutter guard	M	M	\$32.53
Supply and fit overflow outlet to existing gutter or rain water head.	M	EACH	\$69.09
Treat and eliminate all general pests from house	M	DWEL	\$148.42
Treat and eliminate all fleas from inside and outside house	M	DWEL	\$119.01
Treat and eliminate all general pests from apartment - first in block	M	APT	\$119.60
Treat and eliminate all general pests from pensioner unit - first in block	M	UNIT	\$113.39
Treat and eliminate all general pests from each additional pensioner unit/apartment in block	M	UNIT	\$72.20
Treat and eliminate all general pests; fleas and rodents from house	M	DWEL	\$211.72
Treat and eliminate all general pests; fleas and rodents from apartment first in block	M	APT	\$173.36
Treat and eliminate all general pests; fleas and rodents from each additional pensioner unit/apartment in block	M	UNIT	\$93.26
Treat and eliminate all rodents from house	M	DWEL	\$107.68
Treat and eliminate all rodents from apartments - first in block	M	APT	\$98.95
Treat and eliminate all rodents from pensioner unit - first in block	M	UNIT	\$95.70
Treat and eliminate all rodents from each additional pensioner unit/apartment in block	M	UNIT	\$68.43
Return to remove dead rodents from property	M	VIST	\$95.30
Birdproof tile roof including removal of all nesting materials from roof; treat and eliminate all bird lice: 1 to 5 points of entry	M	ROOF	\$135.77
Birdproof tile roof including removal of all nesting materials from roof; treat and eliminate all bird lice: 5 to 10 points of entry	M	ROOF	\$156.07
Birdproof tile roof including removal of nesting materials from roof; treat and eliminate all bird lice: over 10 points of entry	M	ROOF	\$175.57
Birdproof sheet roof including removal of nesting materials from roof; treat and eliminate all bird lice: 5 to 10 points of entry	M	ROOF	\$167.98
Birdproof sheet roof including removal of nesting materials from roof; treat and eliminate all bird lice: over 10 points of entry	M	ROOF	\$194.19
Carry out inspection for the presence of subterranean termites and wood borers - house only	M	DWEL	\$166.34
Carry out inspection for the presence of subterranean termites and wood borers - unit only; first in block	M	APT	\$152.57
Carry out inspection for the presence of subterranean termites and wood borers - pensioner unit; first in block	M	UNIT	\$134.39
Carry out inspection for the presence of subterranean termites and wood borers in each additional pensioner unit/apartment in block	M	UNIT	\$110.38
Carry out inspection for the presence of subterranean termites and wood borers to trees / stumps	M	EACH	\$114.43
Initial treatment. Treat and eradicate termites including return visit after 21 days to check treated areas - house only.	M	DWEL	\$971.82
Initial treatment. Treat and eradicate termites infestation including return visit after 21 days to check treated areas - apartment; first in block	M	APT	\$731.98

## Housing ACT Schedule of Rates - Base Price 2010-11

DESCRIPTION	TYPE	UNIT OF MEASUR	BASE PRICE EXC GST
Treat and eradicate termites including return visit after 21 days to check treated areas - pensioner unit/apartment; each additional in block	M	UNIT	\$269.91
Treat and eradicate termites including return visit after 21 days to check treated areas - trees / stumps	M	EACH	\$273.53
Treat and eradicate termites including return visit after 21 days to check treated areas - timber fence	M	M	\$28.63
Cut trap in timber floor to gain access to sub floor area.	M	TRAP	\$103.96
Drill into timber trees; post; stumps etc and inject sufficient solution to treat termite/borer affected area	M	M	\$92.40
Supply written property condition report on timber pest and wood decay house only	M	DWEL	\$200.28
Supply written property condition report on timber pest and wood decay town house only	M	THSE	\$183.18
Supply written property condition report on timber pest and wood decay apartment only	M	APT	\$154.85
Termite control treatment to existing building to Australian Standards including 3 visits to site.	M	ITEM	\$315.88
Clean out and remove bees and wasps including nests	M	ITEM	\$131.64
Extra over for proofing to prevent possums entering dwelling	M	DWEL	\$109.19
Extra cover for control of cockroaches.	M	DWEL	\$37.26
Extra over for ants - internal.	M	DWEL	\$42.77
Extra over for ants - external.	M	DWEL	\$45.51
Extra over for control of bird lice to ceiling space.	M	DWEL	\$37.26
Pest control for cockroaches. Complexes only.	M	DWEL	\$114.11
Pest control spraying for ants - internal or external.	M	DWEL	\$118.51
Pest control spraying for bird lice to ceiling space.	M	DWEL	\$98.70
Bait treatment for mice or rats.	M	DWEL	\$99.98
Removal of dead animals in ceiling space and sub floor areas.	M	DWEL	\$76.13
Trapping and removal of possums according to Parks and Wildlife regulations. (Maximum claimable 3 visits without approval).	M	EACH	\$95.49
Supply and fix bird proofing	M	M	\$15.03
Supply and fix bird wire to the back of pipe vents in brickgables; weather board gable vents or boxed eave vents.	M	DWEL	\$49.87
Removal of bird nests.	M	DWEL	\$70.80
Extra over for proofing to prevent birds entering.	M	DWEL	\$6.65
Extra over for control of bird lice including ceiling space.	M	DWEL	\$38.63
Minor gas permit as per gas authority. To be provided electronically.	M	EACH	\$18.00
Disconnect existing gas range and supply and install new item	M	EACH	\$1,087.41
Disconnect existing gas cook top and supply and fit new item	M	EACH	\$887.24
Disconnect existing gas wall oven and supply and fit new item	M	EACH	\$1,883.43
Disconnect existing flued gas space heater and supply and install new heater reusing existing flue.	M	EACH	\$1,743.36
Disconnect existing gas space heater and flue. Supply and install new heater and flue in position as directed	M	EACH	\$1,959.81
Repair gas leak adjacent to appliance	M	EACH	\$107.04
Allowance for repair gas leak underground	M	EACH	\$123.23
Renew gas tap controlling appliance	M	EACH	\$114.45
Disconnect gas appliance and/or seal off service	M	EACH	\$80.08

## Housing ACT Schedule of Rates - Base Price 2010-11

DESCRIPTION	TYPE	UNIT OF MEASUR	BASE PRICE EXC GST
Renew upper galvanised flue to gas appliance	M	LEN	\$126.12
Renew crimped bend to flue	M	EACH	\$158.09
Test and report on gas service and appliances	M	DWEL	\$104.41
Service gas appliance	M	ITEM	\$55.00
Renew bayonet fitting outlet	M	EACH	\$118.52
Disconnect existing gas range and fit only new item	M	EACH	\$424.93
Supply and install new power flue type space heater; including labour; pipework; and fittings	M	ITEM	\$2,468.34
Remove; store and refit stove or room heater (gas; electric; solid)	M	EACH	\$234.83
Supply and fix gas burners	M	EACH	\$115.78
Supply and fix gas burner base (Skirt)	M	EACH	\$112.99
Supply and install burner brass lock nut.	M	EACH	\$48.23
Supply and fix gas oven burner	M	EACH	\$118.40
Supply and fix gas burner caps	M	EACH	\$22.66
Supply and fix gas grill burner all models	M	EACH	\$158.83
Supply and fix gas trivet	M	EACH	\$201.49
Supply and fix gas glass oven door	M	EACH	\$253.85
Supply and fix handle to oven door	M	EACH	\$165.97
Supply and fix gas oven door handle	M	EACH	\$116.27
Supply and fix gas oven door hinge	M	EACH	\$118.75
Supply and fix gas oven door seal	M	EACH	\$84.89
Supply and fix gas oven door spring	M	EACH	\$81.68
Supply and fix grill rack	M	EACH	\$115.83
Supply and fix rail valve grill	M	EACH	\$146.63
Supply and fix aeration shutters/slides	M	EACH	\$13.59
Supply and fix one hour timer	M	EACH	\$149.19
Supply and fix ignition lead	M	EACH	\$94.68
Supply and fix ignition switch - all types	M	EACH	\$99.96
Supply and fix ignition head	M	EACH	\$98.60
Supply and fix ignition pack	M	EACH	\$173.18
Supply and fix injector	M	EACH	\$83.00
Supply and fix thermostat	M	EACH	\$269.62
Supply and fix thermocouple	M	EACH	\$170.31
Supply and fix thermocouple - small	M	EACH	\$170.31
Supply and fix electrode	M	EACH	\$87.72
Supply and fix electrode and bracket	M	EACH	\$97.25
Supply and fix solenoid valve	M	EACH	\$288.26
Supply and fix safety valves	M	EACH	\$234.72
Supply and fix piezo	M	EACH	\$73.71
Supply and fix venturi	M	EACH	\$112.61
Supply and fix manifold cover	M	EACH	\$88.83
Supply and fix gas tap	M	EACH	\$155.20
Service; adjust; clean and test appliance	M	EACH	\$88.01
Supply and install Gas Appliance Regulator	M	EACH	\$129.83
Supply and install kick plate	M	EACH	\$131.83
Replace klixon fan cut out	M	EACH	\$110.01
Replace fan capacitor	M	EACH	\$110.01
Replace fan to gas heater	M	EACH	\$449.59
Supply and install motor unit to heater	M	EACH	\$195.00

## Housing ACT Schedule of Rates - Base Price 2010-11

DESCRIPTION	TYPE	UNIT OF MEASUR	BASE PRICE EXC GST
Supply and install gas stove and gas service from gas meter or regulator.	M	ITEM	\$888.97
Supply and install flued gas heater and gas service from gas meter or regulator	M	ITEM	\$2,174.44
Supply and install flued space heater and gas service from gas meter or regulator similar to Vulcan console wall furnace where directed.	M	ITEM	\$2,115.72
Supply and fix grill door complete	M	ITEM	\$267.78
Supply and fit new bottom panel to stove to match existing	M	ITEM	\$80.40
Supply and fit new temperature selection knob (All types)	M	ITEM	\$67.65
Replace spout	M	EACH	\$66.00
Supply and fix swivel sink spout	M	EACH	\$86.99
Supply and install flick mixer sink tap	M	EACH	\$229.16
Reposition kitchen sink including adjustment of water services	M	ITEM	\$398.73
Remove; store and refit hot water system (electric; gas)	M	EACH	\$211.03
Removal of bonded asbestos	M	M2	\$41.03
Wet Area replacement - bathroom only	M	EACH	\$9,653.24
Carpet replacement	M	M2	\$50.91
Kitchen replacement	M	EACH	\$8,367.85
Wet Area replacement - laundry only	M	EACH	\$3,217.74
Internal repaint of a property	M	M2	\$40.00
Kitchen Paint as part of replacement	M	EACH	\$454.55
Wet area Paint as part of replacement	M	EACH	\$681.82
Wet Area replacement ; Shower room	M	EACH	\$5,775.88
Switchboard replacement	M	EACH	\$931.82
Remove; store and refit laundry tub and cabinet	M	EACH	\$152.22
Supply and fix laundry tub and cabinet	M	EACH	\$72.48
Supply and fix laundry tub and cabinet	M	EACH	\$540.60
Supply and fix new laundry tub door to suit existing tub and including new hinges	M	EACH	\$72.48
Install only - 68lt laundry tub and cabinet in new position	M	ITEM	\$272.69
Supply and install stainless steel laundry tub in existing location	M	EACH	\$546.05
Wet area replacement - toilet only	M	EACH	\$1,608.87
Supply and install approved water saving shower rose and arm	M	EACH	\$83.43
Vinyl replacement	M	M2	\$92.73
Wet Area replacement	M	EACH	\$16,088.73
External repaint of a property	M	M2	\$31.82
Paint timber windows - internal and external	M	EACH	\$111.00
Remove; store and refit shower screen - all types	M	EACH	\$134.53
Remove; store and refit taps	M	SET	\$52.45
Remove; store and refit shaving cabinet	M	EACH	\$52.45
Excess excavation over 1000mm deep	M	M	\$107.78
Excess excavation over 2000mm deep	M	M	\$268.21
Install PVC riser to w.c. pan	M	EACH	\$241.78
Renew the first 4 metres sewer drainpipes from the main	M	ITEM	\$1,248.77
Clear bath choke between fitting and external parameter of the dwelling or gully choke	M	EACH	\$55.81
Clear sewer choke	M	EACH	\$137.33
Root cutting	M	DWEL	\$160.00

## Housing ACT Schedule of Rates - Base Price 2010-11

DESCRIPTION	TYPE	UNIT OF MEASUR	BASE PRICE EXC GST
Jet blasting - storm or sewer lines for entire property (i/o to boundary)	M	DWEL	\$250.00
Camera inspection of sewer lines considered to have an on-going problem. Provide written report	M	EACH	\$223.37
Clean out; remove and dispose of grease from grease traps (domestic properties only)	M	EACH	\$203.06
Supply and fix U.P.V.C. gully including grate	M	EACH	\$261.80
Concrete around gully or sewer shaft	M	EACH	\$79.90
Supply and fix gully grate/floor waste grate	M	EACH	\$67.99
Supply and fix cast iron gully grate 150mm-230mm	M	EACH	\$96.30
Renew B.T. riser box	M	EACH	\$105.59
Supply and fix 50mm P.V.C. vent pipe complete	M	EACH	\$180.94
Renew vent pipe cowl	M	EACH	\$50.48
Supply and lay 100mm drainage pipe	M	M	\$92.17
Supply and fit grate only includes (320mm x 320mm) and (150mm x 1.000mm grates).	M	EACH	\$77.84
Supply and install 320mm x 320mm sump and grate	M	DWEL	\$302.82
Grated channel supply and lay as directed.	M	DWEL	\$86.43
Supply and lay 150mm drainage pipe	M	M	\$111.78
Supply and install 300 x 300 x 450mm drainage sump	M	EACH	\$297.09
Supply and lay 90mm stormwater pipe	M	M	\$84.58
Supply and lay 100mm agricultural pipe	M	M	\$81.94
Cut into existing stormwater line with fitting to form new connection	M	ITEM	\$178.59
Supply and fix down pipe adaptor to fit up to 100mm bend	M	EACH	\$69.44
Clear choke in stormwater line	M	M	\$11.00
Clear stormwater pits	M	EACH	\$83.78
Clean stormwater sumps and pits.	M	EACH	\$63.34
Clean out and refix rain water head.	M	DWEL	\$79.55
Adjust cistern	M	ITEM	\$55.01
Renew all toilet cistern parts	M	ITEM	\$190.42
Renew flush valve unit complete	M	EACH	\$132.18
Supply and fix water inlet valve complete	M	EACH	\$96.70
Supply and install flush button to cistern	M	EACH	\$26.73
Supply and install low/mid level dual flush cistern complete	M	EACH	\$240.03
Supply and install chrome plated water pipe and fittings to cistern	M	EACH	\$67.09
Refix cistern to wall	M	EACH	\$63.79
Install only cistern in place of existing unit	M	EACH	\$224.92
Supply and fix toilet pan	M	EACH	\$297.04
Supply and fit combined unit - cistern and toilet ped pan	M	ITEM	\$529.36
Supply and fit skew toilet ped pan	M	ITEM	\$469.17
Supply and fix rubber cone to pedestal pan and flush pipe	M	EACH	\$49.02
Re-seal joint at toilet pan collar	M	EACH	\$76.44
Re-seal collar joint of branch line to stack	M	EACH	\$85.37
Re-seat toilet pan on floor	M	EACH	\$76.49
Supply and fix flush pipe and cone	M	ITEM	\$87.31
Supply and fix toilet pan seat	M	EACH	\$35.01
Supply and fix disabled toilet pan	M	EACH	\$596.69
Supply and fix 50mm PVC waste pipe from fixture trap to drainage	M	M	\$10.00
Supply and install 100 x 50mm reducer P.V.C	M	EACH	\$46.98
Supply and fix 32mm or 40mm or 50mm plug and washer	M	EACH	\$40.37

## Housing ACT Schedule of Rates - Base Price 2010-11

DESCRIPTION	TYPE	UNIT OF MEASUR	BASE PRICE EXC GST
Repair leak in waste pipe fitting or trap	M	EACH	\$55.01
Install dry floor waste	M	EACH	\$297.36
Replace flap to dry waste	M	EACH	\$29.09
Supply and fix water or gas pipe in 12 or 20mm copper tube category B	M	M	\$55.01
Adjust water service to eliminate #hammer#. Per house service.	M	DWEL	\$116.22
Supply and fit water hammer arrestor	M	EACH	\$131.48
Re-washer meter tap	M	EACH	\$123.77
Pressure test water service	M	EACH	\$104.48
Supply and install hospital type gooseneck spout and lever action taps	M	SET	\$392.81
Install stop tap and pressure valve for dialysis machine	M	ITEM	\$180.62
Adjust water service and drainage pipes to suit new kitchen sink	M	ITEM	\$204.37
Repair leak in water service	M	EACH	\$93.52
Repair leak in water service underground	M	EACH	\$178.42
Supply and fit treated pine timber support stake	M	EACH	\$32.66
Refix stand pipe	M	EACH	\$49.88
Replace coloured/chrome/plastic tap handles. Including buttons to match existing	M	PAIR	\$25.58
Renew all washers to taps to dwelling	M	DWEL	\$121.02
Test containment backflow prevention device	M	EACH	\$174.26
Supply and fix water hose tap	M	EACH	\$38.46
Supply and fix bib tap	M	EACH	\$87.97
Supply and fix washing machine tap	M	EACH	\$76.98
Supply and fit body extension to tap	M	SET	\$84.94
Supply and fix pillar tap	M	EACH	\$94.78
Supply and fix stop-tap	M	EACH	\$36.18
Supply and fit lever taps per set including 1/4 turn ceramic spindles.	M	SET	\$165.00
Supply and install basin or sink set including the spout	M	SET	\$154.02
Supply and install bath set including the spout and breaching piece including handles	M	SET	\$215.51
Supply and install and commission thermostatic mixing valve	M	EACH	\$1,249.01
Service thermostatic mixing valve	M	ITEM	\$146.32
Renew #top half# and or recess cock adaptor of tap; all parts and tap handle except tap body	M	EACH	\$75.41
Renew button to tap handle	M	EACH	\$8.09
Supply and install tempering valve	M	ITEM	\$191.71
Supply and fit new breaching piece to existing location.	M	ITEM	\$245.08
Replacement of braided hoses	M	EACH	\$43.12
Rubbish removal - abandoned car	M	DWEL	\$320.00
Carpet cleaning	M	DWEL	\$480.00
Cleaning external	M	DWEL	\$520.00
Cleaning Internal	M	DWEL	\$410.00
Initial Cleaning Internal and External	M	DWEL	\$480.00
Forensic Clean	M	ITEM	\$1,200.00
Lawn Mowing	M	ITEM	\$590.00
Rubbish Removal	M	DWEL	\$290.00
Electrical Clothes Dryer Repair	M	ITEM	\$630.00

## Housing ACT Schedule of Rates - Base Price 2010-11

DESCRIPTION	TYPE	UNIT OF MEASUR	BASE PRICE EXC GST
Investigation of wall and ceiling insulation and draught sealing (estimate cost only). 4 bedroom properties only.	M	EACH	\$3,000.00
Electric Fan Heater Repair	M	ITEM	\$280.00
Electrical Exhaust Fan /Range Hood Repairs	M	ITEM	\$220.00
Electrical Intercom Repair	M	ITEM	\$240.00
Electrical Light - Common Area Repair	M	ITEM	\$220.00
Electrical lighting Repair	M	EACH	\$130.00
Electrical Wiring & Meter Board Repair	M	ITEM	\$140.00
Electrical Oven Repair	M	ITEM	\$190.00
Electric Power Outlets Repair	M	ITEM	\$120.00
Electrical Rewire	M	ITEM	\$150.00
Electrical Smoke Alarm Repair	M	ITEM	\$190.00
Electrical Telephone Cabling Repair	M	ITEM	\$160.00
Electrical Television Antennae Repair	M	ITEM	\$170.00
Electrical Washing Machine Repair	M	ITEM	\$320.00
Floor Covering Carpet Laying	M	ITEM	\$720.00
Floor Covering Removal	M	ITEM	\$830.00
Floor Coverings Vinyl	M	ITEM	\$760.00
Fire Alarm Faults & Extinguisher	M	DWEL	\$340.00
Asbestos Removal	M	ITEM	\$180.00
General Bathroom Repair	M	ITEM	\$430.00
General Brickwork Repair	M	ITEM	\$290.00
General Curtains/Blinds Repair	M	ITEM	\$200.00
General Carpentry Repair	M	ITEM	\$240.00
General Carpentry External Walls & Soffits Repair	M	ITEM	\$520.00
General Carpentry Floor Repairs	M	ITEM	\$400.00
General Carpentry Internal Walls Ceiling & Fixings Repair	M	ITEM	\$240.00
General Clothesline Repair	M	ITEM	\$200.00
General Concrete Repair	M	ITEM	\$880.00
General Carpentry Porches; Landings & Steps Repair	M	ITEM	\$560.00
General Cement Render Repair	M	ITEM	\$250.00
General Carpentry Structural Timber Repair	M	ITEM	\$730.00
General Cupboard/Meter Box and sub floor door Repair	M	ITEM	\$180.00
General Demolition Repair	M	ITEM	\$220.00
General Door Repair	M	ITEM	\$190.00
General Fence Demolish Repair	M	ITEM	\$460.00
General fencing Gate Repair	M	ITEM	\$270.00
General Looped Fencing Repair	M	ITEM	\$880.00
General Metal Clad Fencing Repair	M	ITEM	\$337.60
General Fire Place Repair	M	ITEM	\$340.00
General Fencing Site fencing Repair	M	ITEM	\$670.00
General Timber fencing Repair	M	M	\$540.00
General garage Door Repair	M	ITEM	\$290.00
General Glazing Repair	M	M2	\$320.00
General Lock Repair	M	ITEM	\$140.00
Mail Box and Street number repairs	M	ITEM	\$170.00
General Plaster Repairs	M	ITEM	\$430.00
General Portable Ramps Repair	M	ITEM	\$71.54
General Screen Door Repairs	M	DOOR	\$180.00
General Shed Repair	M	ITEM	\$330.00

Housing ACT Schedule of Rates - Base Price 2010-11

DESCRIPTION	TYPE	UNIT OF MEASUR	BASE PRICE EXC GST
General Screen Window Repairs	M	ITEM	\$150.00
General Floor tiling Repair	M	ITEM	\$340.00
General Wall tiling repairs	M	ITEM	\$170.00
General Aluminium Windows Repair	M	ITEM	\$270.00
General Tiling waterproofing Repair	M	ITEM	\$380.00
General Window repair	M	ITEM	\$260.00
General Timber Window repairs	M	ITEM	\$260.00
Hot Water Electric - Repair	M	ITEM	\$370.00
Gas Hot Water Repair	M	ITEM	\$480.00
Metal Work Grab rail Repair	M	ITEM	\$100.00
General Metal Work Hand rail Repair	M	ITEM	\$380.00
General Metal work Miscellaneous Repair	M	ITEM	\$380.00
General Metal Work Steps & Landings Repair	M	ITEM	\$660.00
External Painting Repairs	M	ITEM	\$280.00
Painting Graffiti Removal	M	ITEM	\$240.00
Painting Generic Repair	M	ITEM	\$490.00
Painting Lead Management Repair	M	ITEM	\$53.78
Roof Painting Repairs	M	ITEM	\$519.64
Plumber Basin Repair	M	ITEM	\$220.00
Plumbing Bath Shower Repair	M	ITEM	\$290.00
Plumber - Guttering & Downpipe Repair	M	ITEM	\$330.00
Pest Control	M	DWEL	\$400.00
Plumbing Gas Service and Appliance Repair	M	ITEM	\$410.00
Plumber Gas Miscellaneous Repair	M	ITEM	\$400.00
Plumbing Gas Stove repair	M	ITEM	\$370.00
Plumbing Kitchen Item Repair	M	ITEM	\$140.00
Plumber Laundry Tub Repair	M	ITEM	\$270.00
Plumber Renovator - Repair	M	ITEM	\$380.00
Plumbing Sewerage Repair	M	ITEM	\$240.00
Plumbing Storm Water Repair	M	ITEM	\$250.00
Plumbing Toilet Cistern Repair	M	ITEM	\$160.00
Plumbing Toilet Repair	M	ITEM	\$190.00
Plumber Waste Pipe Repair	M	ITEM	\$160.00
Plumbing Water Service & Taps Repair	M	ITEM	\$180.00
Roofing Insulation Repair	M	ITEM	\$990.00
Roofing Miscellaneous Repair	M	ITEM	\$570.00
Re- roofing Repair	M	ITEM	\$800.00
Sheet Roofing repair	M	ITEM	\$440.00
Tile Roof Repair	M	ITEM	\$690.00
Tree Lopping Repair - Generic item	M	ITEM	\$690.00
Tree Removal Repair - Generic Item	M	ITEM	\$910.00
Remove and dispose of loose fill insulation in the ceiling as specified.	M	M2	\$4.95
Supply and install insulation to ceiling as specified - R 2.5	M	M2	\$9.96
Supply and install insulation to ceiling as specified - R4.0	M	M2	\$12.53
Clean and make good all chimney flashing and weep holes	M	CHIM	\$138.24
Supply and fix chimney back gutter	M	CHIM	\$171.59
Supply and fix chimney flashing	M	CHIM	\$205.79
Demolish existing chimney stack only to roof level and all associated works- all sizes	M	ITEM	\$415.14

## Housing ACT Schedule of Rates - Base Price 2010-11

DESCRIPTION	TYPE	UNIT OF MEASUR	BASE PRICE EXC GST
Repair flashing to flue or vent pipe (1 and 2 storey buildings only - 15 kg/m2 lead minimum)	M	EACH	\$75.38
Supply and fix 75mm or 100mm cowl	M	EACH	\$82.95
Supply and fix 125mm or 150mm cowl	M	EACH	\$98.75
Repair leak to skylight up to 0.5m2	M	SKYL	\$64.12
Repair leak to skylight over 0.5m2	M	SKYL	\$71.77
Supply step flashing - all roof types	M	M	\$111.72
Inspect and supply detailed written report on the condition of the roof	M	DWEL	\$75.78
Supply and fix pre-formed metal cover plate to fascia	M	EACH	\$45.36
Supply and fix colorbond metal fascia over existing timber	M	M	\$51.78
Supply and fit Neoprene collar flashing (dektite) to ventor flue on metal roof.	M	DWEL	\$110.42
Supply and fit Neoprene collar flashing (dektite) complete with lead slate to vent or flue to tile roof.	M	DWEL	\$117.69
Supply and fit tile batten rough sawn 50mm by 50mm as directed - rate per metre	M	M	\$17.15
Renew skylight diffuser to existing skylight	M	DWEL	\$82.93
Refix loose roof decking to single storey building.	M	DWEL	\$96.48
Refix loose roof decking to multi storey building.	M	DWEL	\$134.59
Replace gable or valley tiles (terra cotta or cement) to match existing colour and pattern.	M	M	\$46.27
Supply and fix tarpaulin to damaged roof area.	M	DWEL	\$214.64
Repair leak in metal roof	M	ROOF	\$65.70
Refix barge roll	M	GABL	\$57.67
Supply and fix barge roll	M	M	\$35.48
Turn up beads of valley gutter	M	M	\$36.42
Supply and fix lead apex	M	EACH	\$103.69
Supply and fix Colorbond metal step flashing	M	M	\$65.04
Refix loose galvanised iron/zincalume/ Colorbond or A.C. sheeting over whole roof and silicone seal; make waterproof - holes soldered and/or seal - screw fixed. (Cottages only)	M	ROOF	\$170.92
Supply and install approved safety harness anchor - claim only if directed	M	EACH	\$205.18
Install and remove temporary roof safety system - not to be claimed in conjunction with RSS01050	M	ROOF	\$171.64
Supply and fix roof tile	M	EACH	\$17.50
Supply and fix roof tile including pointing up	M	EACH	\$23.11
Refix roof tiles	M	DWEL	\$88.01
Point up roof tile ridging	M	M	\$25.62
Re-bed and point up verge; hip; apex ridge tile to gable end or tile ridging	M	LM	\$32.50
Re-bed and point up verge roof tile to gable end. Including remove and dispose of existing and supply and fix of F/C bedding strip	M	M	\$38.53
Re-bed and point up existing starter tile	M	EACH	\$53.31
Supply and fix over flashing to fascia at starter tile	M	EACH	\$73.39
Supply and fix ridge / hip capping tile	M	EACH	\$58.24
Supply and fix 3 way apex tile	M	EACH	\$73.74
Supply and fix barge capping tile	M	EACH	\$67.36
Extra for terracotta roof tiles	M	EACH	\$0.52

## Housing ACT Schedule of Rates - Base Price 2010-11

DESCRIPTION	TYPE	UNIT OF MEASUR	BASE PRICE EXC GST
Inspect and supply report on tree	M	EACH	\$80.57
ACTEW Outage required for Tree Work	M	HR	\$205.00
Prune / trim trees and shrubs up to 5 in total below 2.4m in height	M	EACH	\$159.45
Prune / trim trees and shrubs up to 5 in total below 3m in height	M	EACH	\$159.45
Lop tree 5.1-8m high 350mm diam ( 350mm dia x 8m High )	M	EACH	\$286.54
Lop tree 5.1m - 8m high 600mm diam ( 600mm dia x 8m high)	M	EACH	\$430.20
Lop tree 5.1m - 8m high > 600mm diam ( Over 600mm dia x 8m high)	M	EACH	\$527.36
Lop tree 8.1 - 10m high 350mm diam	M	EACH	\$350.59
Lop tree 8.1 - 10m high >600mm diam	M	EACH	\$648.21
Lop tree 8.1 - 10m high 600mm diam	M	EACH	\$541.81
Lop tree 10.1 to 12m high 350mm diam (350mm dia x 12m high)	M	EACH	\$414.63
Lop tree 10.1 to 12m high 600mm diam (600mm dia x 12m high)	M	EACH	\$653.41
Lop tree 10.1 to 12m high > 600mm diam (Over 600mm dia x 12m high)	M	EACH	\$769.05
Lop Tree (Max dia 350mm x 15m high)	M	EACH	\$573.39
Lop Tree 12.1m to 15m high 600mm diam (Max dia 600mm x 15m high)	M	EACH	\$709.74
Lop Tree 12.1m to 15m high > 600mm diam ( Max over dia 600mm x 15m high) Note: Trees greater in height than 15m are to be lopped by negotiated rate.	M	EACH	\$974.75
Difficult site access as determined by Spotless representative only	M	EACH	\$237.18
Remove tree and stump upto 5m high	M	EACH	\$305.60
Remove tree and stump 5.1m to 8m high 350mm diam. (Max dia 350mm x 8m high)	M	EACH	\$402.35
Remove tree and stump 5.1m to 8m high 600mm diam (Max dia 600mm x 8m high)	M	EACH	\$602.72
Remove tree and stump 5.1m to 8m high > 600mm diam (over 600mm dia. x 8m high)	M	EACH	\$731.94
Remove tree and stump 8.1m to 10m high > 600mm diam	M	EACH	\$823.48
Remove tree and stump 8.1m to 10m high 350mm diam	M	EACH	\$482.66
Remove tree and stump 8.1m to 10m high 600mm diam	M	EACH	\$641.54
Remove tree and stump 10.1m to 12m high 350mm diam	M	EACH	\$612.96
Remove tree and stump 10.1m to 12m high 600mm diam	M	EACH	\$730.35
Remove tree and stump 10.1m to 12m high > 600mm diam	M	EACH	\$965.02
Remove tree and stump 12.1m to 15m high 350mm diam	M	EACH	\$677.49
Remove tree and stump 12.1m to 15m high 600mm diam	M	EACH	\$851.36
Remove tree and stump 12.1m to 15m high > 600mm diam	M	EACH	\$1,068.87
Remove tree and stump (Max dia 350mm x 20m high)	M	EACH	\$819.92
Remove tree and stump 15.1m to 20m high 600mm diam	M	EACH	\$1,187.00
Remove tree and stump 15.1m to 20m high > 600mm diam	M	EACH	\$1,571.15
Remove tree and stump [Max dia 350mm x 25m high]	M	EACH	\$990.61
Remove tree and stump [Max dia 600mm x 25m high]	M	EACH	\$1,349.59
Remove tree and stump 20.1m to 25m high 600mm diam	M	EACH	\$1,783.11
Remove tree and stump 25.1m to 30m high upto 1200mm diam	M	EACH	\$2,361.58
Uneventful Work Premium	M	ITEM	\$45.84



**LEGISLATIVE ASSEMBLY FOR THE AUSTRALIAN CAPITAL TERRITORY**

**SELECT COMMITTEE ON ESTIMATES 2011-2012**

---

**ANSWER TO QUESTION TAKEN ON NOTICE**  
**DURING PUBLIC HEARINGS**

---

**MR COE** : Asked by on 27 May 2011: Ms Burch took on notice the following question:

[Ref: Hansard Transcript 27 May 2011, page 1241]

In relation to: Has the issue of adjustable benches in the new older persons units been raised with the Joint Champions Group (JCG) ?

**MINISTER BURCH**: The answer to the Member's question is as follows:-

No.

Approved for circulation to the Standing Committee on Estimates 2011-2012

Signature:

A handwritten signature in black ink, appearing to be 'Joy Burch'.

Date:

14.6.11

By the Minister for Community Services, Joy Burch MLA



# LEGISLATIVE ASSEMBLY FOR THE AUSTRALIAN CAPITAL TERRITORY

## SELECT COMMITTEE ON ESTIMATES 2011-2012

### ANSWER TO QUESTION TAKEN ON NOTICE DURING PUBLIC HEARINGS

Asked by **MR SMYTH** : Asked by on 27 May 2011: Ms Burch took on notice the following question:

[Ref: Hansard Transcript 27 May 2011, page 41]

In relation to : Can the Directorate provide a reconciliation of the transfer of GPO as detailed in BP 4, paged 355 that relates, mostly, to the transfer of DVCS to Housing ACT from the directorate.

**MINISTER BURCH** : The answer to the Member's question is as follows:-

On page 355 of BP4, the Government Payment for Outputs (GPO) for Output Class 3 decreased from an estimated outcome for 2010-11 of \$18.0 million to \$17.2 million for 2011-12. A reconciliation of the decrease is as follows:

<b>2010-11 Estimated Outcome</b>	<b>\$18.0m</b>
<u>Add:</u>	
• 2011-12 Budget initiatives	\$1.3m
• Transfer of funding for maintenance of regional community facilities	\$0.1m
• Transfer of funding for Ethnic Schools Association from Education and Training Directorate	\$0.1m
<u>Less:</u>	
• Transfer of Domestic Violence Crisis Service funding to Housing ACT	(\$1.8m)
• Transfer of Carer's Advocacy Service funding to Output Class 1	(\$0.1m)
• One off costs in 2010-11	(\$0.3m)
• Superannuation adjustment	(\$0.1m)
<b>2011-12 Budget</b>	<b>\$17.2m</b>

Approved for circulation to the Standing Committee on Estimates 2011-2012

Signature:

Date:

By the Minister for Community Services, Joy Burch MLA

16.6.11



**LEGISLATIVE ASSEMBLY FOR THE AUSTRALIAN CAPITAL TERRITORY**

**SELECT COMMITTEE ON ESTIMATES 2011-2012**

**ANSWER TO QUESTION ON NOTICE**

**MS BRESNAN:** To ask the Minister for Community Services

Ref: Housing ACT, BP 4, p 382, Output 1.1

In relation to: Central Access Point

- (1) By what date is the Central Access Point planned to be operational?
- (2) How will the ACT Government and non-government housing organisations commonly decide where prospective tenants will be placed?
- (3) What power will prospective tenants have in deciding whether they are placed in public or community/affordable housing?
- (4) Is there any money in this or other budgets for the implementation of the Central Access Point model? And if yes, how much is it, and where is it referenced?

**MS BURCH MLA:** The answer to the Member's question is as follows:-

- (1) The scheduled commencement date for operations within the Central Access Point is 14 June 2011.
- (2) The Central Access Point is a co-location of current services. This will not alter current allocations processes. The ACT Government and non-government housing organisations do not decide where prospective tenants will be placed. Prospective tenants make these decisions based on their needs and the availability of properties.
- (3) See answer to Question (2)
- (4) No. It will be funded internally by Housing ACT.

Approved for circulation to the Standing Committee on Estimates 2011-2012

Signature:

A handwritten signature in black ink, appearing to be 'J. Burch'.

Date:

14.6.11

By the Minister for Community Services, Joy Burch MLA



# LEGISLATIVE ASSEMBLY FOR THE AUSTRALIAN CAPITAL TERRITORY

## SELECT COMMITTEE ON ESTIMATES 2011-2012

### ANSWER TO QUESTION TAKEN ON NOTICE DURING PUBLIC HEARINGS

Asked by **MR HANSON** : on 27 May 2011: Minister Burch took on notice the following question.

[Ref: Hansard Transcript 27 May 2011, page 1254]

In relation to:

Community facilities, what are those facilities and how much is provided to support the management of those facilities?

**MINISTER BURCH** : The answer to the Member's question is as follows:—

A list of Community Facilities is at Attachment A

Support is provided to the managers/users of the community facilities in two ways.

Firstly peppercorn rentals are charged for occupation and use of the facilities, except for the community hubs where a community rent is payable, and secondly the Government funds the minor capital works and maintenance of the facilities. The 2010-11 budget for the maintenance and refurbishment of community facilities is

	Minor Capital	Maintenance
Community Centres	\$1.235m	\$0.540m
Childcare/Youth Centres	\$0.833m	\$0.280m
Community Hubs *	\$0	\$0

(\* Maintenance and refurbishment works including utility costs are funded from rental payments)

Approved for circulation to the Standing Committee on Estimates 2011-2012

Signature:

24-6-11 Date:

By the Minister for Community Services, Joy Burch MLA

Current as at 10 May 2011

1	Aikira Community Childcare and Preschool	Communities @ Work Inc	Tillyard Drive Charmwood 2615	5	31
2	Appletree House Child Care & Education Centre	KU Children's Services	Cremean Close Wanniasa 2903	36	132
3	Black Mountain Community Preschool & Childcare Centre	The Uniting Church in Australia (ACT)	12 Farrer Street Braddon 2612	16	24
4	Bunyarra Children's Centre	Property Trust	27 Halley Street Chisholm 2905	10	540
5	Campbell Cottage Childcare Centre	YWCA	8 Savage Street Campbell 2612	24	14
6	Chinese - Australian Early Childhood Centre		50 Ainsworth Street Mawson 2607	1	17
7	Civic Early Childhood Centre		2 Childers Street Canberra City 2601	5	68
	Civic Youth Centre - now known as Club 12/25				
9	Conder Child Care Centre	Anglicare	Corner Scotts Crossing & Cooyong St Civic	2	97
10	Cooinda Cottage (see Charmwood Neighbourhood Centre)	YWCA	55 Beaumaris Street Conder 2906	5	281
11	Forrest Early Childhood Centre	North Belconnen Community Association Inc	Charmwood Place Charmwood 2615	37	95
12	French-Australian Early Childhood Centre	Southside Community Services Inc	1 Hobart Ave Forrest 2603	5	13
13	Fyshwick Early Childhood Centre	Southside Community Services Inc	Astrolabe Street Red Hill		
14	Ginninderra Child Care Centre (see Belconnen Community Centre)	Belconnen Community Service Inc	Maryborough Street Fyshwick 2609	11	23
15	Gordon Childhood Centre	Anglicare Canberra and Goulburn	Swanson Court, Chandler Street Belconnen 2617	44	54
16	Greenway Child Care & Education Centre	Communities @ Work Inc	Lewis Luxton Avenue Gordon 2906	60	484
	Gugan Gulwan Youth Centre		245 Cowlishaw Street Greenway 2900	2	15
18	Gumnut Place Child Care Centre	Gugan Gulwan Youth Aboriginal Corporation	36 Grattan Court Waniassa 2903	14	132
19	Gungahlin Childcare Centre		Heydon Cres Evatt 2617	1	11
20	Illoura Early Childhood Centre	Lorraine Menzies	7 Faye Lane Gungahlin ACT 2912	1	28
	Isabella Plains Early Childhood Centre	Communities @ Work Inc	Cremean Close Wanniasa 2903	46	132
22	Kaleen Cubby House Early Childhood Centre	Communities @ Work Inc	Ellerston Avenue Isabella Plains 2904	41	856
23	Kambah Child Care & Education Centre	Kaleen Community Association Inc	97 Alberga St Kaleen 2617	10	139
24	Kambah Cottage	Communities @ Work Inc	Corner Summerland Cr & Mannheim St Kambah ACT 2902	17	401
25	Lollipop Children's Centre (see Woden Community Centre)	YMCA	Cnr Springbett & Laidlaw Pl Kambah 2902	25	286
26	Majura Occasional Care/Early Childhood Centre (see Majura Community Centre)	Woden Community Service Inc	26 Corinna Street, Woden 2607	1	12
27	Manuka Occasional Childcare Centre	Northside Community Service Inc	2 Rosevear Place Dickson 2602	14	72
28	Marlow Cottage: Youth Placement/Protection Centre	Manuka Occasional Childcare Centre Association Inc	Flinders Way Griffith 2603	2	41
29	Narrabundah Children's Cottage				
	Ngunnawal Child Care & Education Centre	Southside Community Services Inc	31 Warrego Cirt Kaleen 2617	4	85
	Nicholls Early Childhood Centre	Communities @ Work Inc	6 Yamba Place Narabundah 2604	13	44
32	Rainbow Cottage Early Childhood Centre		Wanganeen Ave Ngunnawal 2913	74	134
33	Salem Children's Centre		Kelleway Ave Nicholls 2913	2	73
34	Spence Children's Cottage	Rainbow Cottage Early Childhood Centre Inc	29 Rae Street Belconnen 2617	13	21
35	Stirling Early Childhood Centre	The Uniting Church in Australia (ACT)	2 Kett Street Kambah 2902	40	346
36	Taylor Early Childhood Centre	Property Trust			
37	Totom House Multi Cultural Early Childhood Centre	Communities @ Work Inc	19 Dalgleish Close Spence 2615	7	57
38	Treehouse in the Park Early Learning Centre	Communities @ Work Inc	15 Bunbury Street, Stirling ACT 2611	5	22
39	Tuggeranong Child Care & Education Centre	Communities @ Work Inc	Marconi Crescent c/o Taylor Preschool Kambah 2902	1	353
41	Weston Creek Children's Centre	Totom House Incorporated	Cnr Georgina Cres/Maribyrong Avenue, Kaleen	27	89
	Woden Youth Centre	Northside Community Service Inc	57 Ormond Street Turner 2612	1	65
	Youth Coalition of the ACT (a.k.a. O'Connor ADU)	Communities @ Work Inc	Cowlishaw St Greenway 2900	1	61
		Communities @ Work Inc	Corner Pitman & Holwell Streets, Greenway 2900	16	17
		Weston Creek Community Association Inc	8 Parkinson Street Weston ACT 2611	15	67
		Woden Community Service Inc	Callam Street Woden 2606	23	80
			Cnr Clianthus and Miller St, O'Connor 2602	61	10

DET Facilities

DHCS responsible of Minor Capital Works ONLY

Maintenance DET - Rosa Cotta or Joanne Ebner

Youth Centres

Crown lease - No executive/registered sub-lease

1	Belconnen Community Centre	Belconnen Community Service Inc	Cnr Swanson and Chandler Streets Belconnen	44	54
2	Calwell Neighbourhood Centre	Anglican Church Property Trust Diocese of Canberra and Goulburn	Webber Cres, Calwell	7	72
3	C.A.R.E.	C.A.R.E Incorporated	Waldorf Apartments, 2 Akuna Street, City	13	12
4	Causeway Hall	Causeway Residents Association Inc	14 Spinifex Street, Kingston	1	35
5	Causeway Preschool	Causeway Residents Association Inc	Spinifex Street, Kingston	2	35
6	Chapman Community Rooms (CCR)				
7	CCR Weston Creek Playgroups	Weston Creek Playgroups Association Inc	18 Gavin Place, Chapman	62	11
8	CCR Weston Creek Soccer Club	Weston Creek Soccer Club	18 Gavin Place, Chapman	62	11
9	CCR Australian Air League	Australian Air League	18 Gavin Place, Chapman	62	11
10	Charmwood Neighbourhood Centre	North Belconnen Community Association Inc	Charmwood Place, Charmwood	37 & 38	95

11	Chisholm Neighbourhood Centre	Tuggeranong Link of Community Houses and Centres Inc	15 Halley Street, Chisholm	Current as at 10 May 2011	540
12	Conder Community House	Tuggeranong Link of Community Houses and Centres Inc	55 Beaumaris Street, Conder	5	281
13	Corroboree Park Community Hall	Northside Community Service Inc	Paterson Street, Ainslie	4	79
14	Downer Community Hall	Downer Community Association Inc	Frencham Place, Downer	16	61
15	Erindale Neighbourhood Centre	The Uniting Church in Australia (ACT) Property Trust	Comrie and Sternberg Cres, Wanniasa	14	130
16	Gilmore Community House	Tuggeranong Link of Community Houses and Centres Inc	2 Henry Melville Cres, Gilmore	24	22
17	Ginninderra Community Hall	The Gospel Salvation Assembly Inc	Fullagar Cres Higgins	19	12
18	Giralang Community Hall	Giralang Community Centre Association Inc	1 Hirst Place Giralang	8	76
19	Griffin Centre	ACT Council of Cultural and Community Organisations Inc	Genge Street City	11 & 14	84
20	Gungahlin Community Resource Centre (including YC)	Gungahlin Regional Community Service Inc	Ernest Cavanagh Street Gungahlin	2	60
21	Hughes Community Centre	COTA National Seniors Partnership	Wisdom Street Hughes	11	44
22	Humpy Hall	South Belconnen Community Association Inc	Frewin Place Scullin	13	43
23	Isabella Plains Neighbourhood House	Tuggeranong Link of Community Houses and Centres Inc	Ellerston Avenue Isabella Plains	7	883
24	Kaleen Community Hall	Kaleen Community Association Inc	28 Georgina Cres Kaleen	54	28
25	Lanyon Community Centre (including YC)	YWCA	Sidney Nolan Street Conder	8	229
26	Majura Community Centre	Northside Community Service Inc	2 Rosevear Place Dickson	14	72
28	Nellie Hall	North Belconnen Community Hall Association Inc	Chinner Cres Melba	16	40
29	Ngunnawal Neighbourhood Centre	Gungahlin Regional Community Service Inc	Yarrowonga Street Ngunnawal	10	44
30	Nicholls Community House	Communities @ Work Inc	Kelleyway Avenue Nicholls	2	73
31	Oaks Estate Community Hall	Southside Community Services Inc	12 William Street Oaks Estate	4	15
32	Palmerston Community Centre	Gungahlin Community Council Inc	Tiptree Cres Palmerston	7	140
33	Pearce Community Centre	Pearce Community Centre Inc	Collett Place Pearce	10	27
34	Richardson Community House	Tuggeranong Link of Community Houses and Centres Inc	33 Pritchard Circuit Richardson	1	457
35	Richardson Family Centre	Communities @ Work Inc	May Gibbs Close Richardson	10	454
36	Southside Community Centre - Narrabundah	Southside Community Services Inc	Boolimba Cres Narrabundah	8	29
37	Theiss Cottage	Kambah Playgroups Association Inc	Reynell Place Kambah	1	115
38	Torrens Community Hall	Torrens Community Hall Association Inc	95 Batchelor Street Torrens	2	22
39	Tuggeranong Community Centre	Communities @ Work Inc	Cowlishaw Street Tuggeranong	1	54
40	Vocal House	Victims of Crime Association Inc	1 Iluka Street Narrabundah	2	29
41	Wanniasa Community House	Sharing Places Inc	69 Sternberg Cres Wanniasa	38	139
42	Weston Creek Community Centre	Weston Creek Community Association Inc	Parkinson Street Weston	34	64
43	Woden Community Centre	Woden Community Service Inc	Corinna Street Phillip	1	12

1	Cook Community Hub & Neighbourhood Hall	HALL MANAGED BY - Companion House	41 Templeton street Cook	1	13
2	Holt Community Hub & Neighbourhood Hall	HALL MANAGED BY - Anglicare Canberra & Goulburn	80 Beaufort crescent Holt	3	18
3	Chifley Health & Wellbeing Hub & Community Meeting Rooms	MEETING ROOMS MANAGED BY - YMCA	70 MacLaurin crescent Chifley	10	7
4	Weston Community Hub & Neighbourhood Hall	HALL MANAGED BY - ACT Council of Social Service	8 Minns place Weston	Part 1	21
5	Griffith Neighbourhood Hall	Southside Community Services	53 Stuart street Giffith	48	78
6	Bonython Neighbourhood Hall	Communities @ Work Inc	17 Barr-Smith avenue Bonython	Part 8	21
7	Tharwa Neighbourhood Hall and precinct		North street Tharwa	6, 7, 8	7
8	Hall Neighbourhood Hall and precinct	Village of Hall and District Progress Association	corner Hoskins and Victoria street Hall	3	6
9	Rivett - Noah's Ark Resource Centre	Noah's Ark Resource Centre	Bangalay crescent Rivett	Part 4	29



QToN - 11/63  
MKH 9/6

# LEGISLATIVE ASSEMBLY FOR THE AUSTRALIAN CAPITAL TERRITORY

## SELECT COMMITTEE ON ESTIMATES 2011-2012

### ANSWER TO QUESTION TAKEN ON NOTICE DURING PUBLIC HEARINGS

Asked by **MR HANSON**: on 27 May 2011: Minister Burch took on notice the following question:

[Ref: Hansard Transcript 27 May 2011, page 1254]

In relation to: Can the Directorate provide a list of concessions administered by the directorate, the eligibility criteria and the total value of each concession for individuals and the value of the budget for each concession.

**MINISTER BURCH** : The answer to the Member's question is as follows:—

Details of each concession are outlined in the table below:


Concession	Eligibility	Rebate
Energy concession	<p>Holders of the following cards are eligible for the rebate: Centrelink Pensioner Concession Card (PCC), Centrelink Low Income Health Care Card (HCC) and Veterans' Affairs Pensioner Concession Card. For Health Care Card holders a new application needs to be made each time a new card is issued.</p> <p>Commonwealth Seniors Health Care Card is not an eligible card under the scheme.</p>	<p>The Energy concession covers both electricity and natural gas, and is calculated on a daily basis and appears as a separate item on electricity bill only.</p> <p>The current daily Summer rate (1 November to 31 May) of the energy concession is 27.74 cents per day and the Winter rate (1 June to 31 October) is 102 cents per day, with a maximum annual rebate of \$214.87.</p> <p>From 1 July 2011 the energy concession increases by \$51.00 per annum. The utility concession of \$80.00 will also commence on 1 July and will be applied to the energy concession, bringing the total maximum rebate to \$346.20.</p> <p>From 1 July 2011 the Summer rate for the energy concession will be 44.69 cents per day and the Winter rate will be 164.34 cents per day, with a maximum annual rebate of \$346.20.</p> <p>Rebates are available on the principal place of residence only and the account must be in the cardholder's name.</p>
Water rebate	<p>ACT resident and hold either Centrelink Pensioner Concession Card, Centrelink Low Income Health Care Card, Veterans' Affairs Pensioner Concession Card, DVA Gold Card holders</p>	<p>Maximum rebate of 68% per quarter. The property to which the account relates must be the sole or principal residence of the person applying for the rebate. The applicant must be listed as an owner or part owner with the Lands Titles Office. The rebate is applied to the supply charge only.</p>

	and asylum seekers.  Commonwealth Seniors Health Care Card is not an eligible card under the scheme.	The percentage of ownership as per the Property Title will determine the percentage of concession. For example if the eligible applicant owns 50% of the property then they will be eligible for 50% of the available concession.
Waste water (sewage)	ACT resident and hold either a Centrelink Pensioner Concession Card, Veteran's Affairs Pensioner Concession Card and DVA Gold Card holders.	Maximum rebate of 68% per quarter. The property to which the account relates must be the sole or principal residence of the person applying for the rebate. The applicant must be listed as an owner or part owner with the Lands Titles Office. The rebate is applied to the supply charge only.  The percentage of ownership as per the Property Title will determine the percentage of concession. For example if the eligible applicant owns 50% of the property then they will be eligible for 50% of the available concession.
ACT Spectacles Subsidy Scheme	ACT residents and hold either a Pensioner Concession Card (PCC) from either Centrelink or the Department of Veterans' Affairs or Health Care Card (HCC).	ACT residents with one subsidised pair of either trifocal or bifocal spectacles or two separate pairs of single vision spectacles (one each for distance and near sight) from the one prescription in any 24-month period. Contact lenses are available only where there is a demonstrated medical need (as certified by the relevant Optometrist or Ophthalmologist). The Scheme will provide assistance of up to \$100 in these cases. Each client is expected to pay a contribution of \$22 (including GST) towards the cost of the spectacles or contact lenses.
ACT Seniors Spectacles Scheme	ACT resident with a Senior Pension Card. Subsidy available through this Scheme is not to be used in conjunction with the ACT Spectacles Subsidy Scheme.	Scheme provides a \$35 rebate towards the cost of spectacles every two years. Applicants are required to pay for the total cost of their spectacles/contact lenses less the \$35 Government subsidy, which is payable to the optometrist/optical dispenser at the time of collecting their spectacles/contact lenses.
Low Vision Aid Scheme	ACT resident with a range of degenerative eye conditions and hold a PCC or HCC. Referral from Optometrist/Ophthalmologist or an examination by Vision Australia is required.	The maximum subsidy under the scheme is \$100 every 2 years.
Life support	ACT resident using electrically-operated life support equipment as prescribed by an ACT medical practitioner necessary in the treatment of a life-threatening condition. Residential property owners using life support equipment, which depends on a fresh supply of water, may be entitled to a reduction in water usage charges.	From 1 July 2011, the Life Support Rebate on electricity account is calculated at 33.38 cents per day with a maximum of \$121.87 per annum.  From 1 July 2011 the Life Support Rebate on water usage charges is calculated at 36.99 cents per day with a maximum of \$135 per annum.
Taxi Subsidy Scheme	ACT resident with a severe disability that prevents use of public transport for a minimum of 6 months; and, not a member of an Interstate Taxi Subsidy Scheme.	1. The 2011-12 Budget has introduced changes to the maximum value of vouchers issued. This will be a 32% increase, bringing the maximum concession for 50% vouchers from \$17 to \$22.40 per trip; and the maximum concession for 75% vouchers from \$26 to \$34.30 per trip. The changes will come into force on 1 July 2011.  2. Scheme members are granted 50% voucher membership. Others are allocated '50% plus lift fees'

		or 75% (which automatically includes lift fees). Lift fees are \$12.40; or \$25 from 9pm to 6am and public holidays.
Home Haemodialysis	Expands the current life support rebate.	Access up to \$1,200 per annum to assist with the water cost associated with treatment. The daily concession rate is \$3.29.
General rates	Property owners who receive a Centrelink or Department of Veterans' Affairs pension with entitlement to a Pensioner Concession Card, or a War Veteran's pension.	50% of their rates, limited to a pensioner's principal place of residence and to a maximum concession of \$464 per property for all new pensioners in 2010-11. Pensioners in receipt of a rates rebate prior to 1 July 1997 are not affected by the \$464 cap and maintain their level of concession until they cease to be an eligible pensioner. All eligible owners will receive a 50% rebate on their portion of the Fire and Emergency Services Levy shown on the rates bill.
Motor Vehicle Registration and licence	Pensioners, Health care card, the unemployed, ACT Seniors and Department of Veterans Affairs Gold Card holders are entitled to a concession on their motor vehicle registration or licence	The concession is administered as a discount over the counter, when applying for or renewing your ACT motor vehicle registration or licence.
Action Bus travel and Deans	ASC, DVA Gold, PCC, HCC (+low income), full time students, Canberrans aged 75 years or older	Range of concession see <a href="http://www.action.act.gov.au/concession_fares.html">http://www.action.act.gov.au/concession_fares.html</a>

<b>Concession (2011-2012)</b>	
Taxi Subsidy Scheme	1,340
Electricity & Gas (inc Life support)	6,155
Utility	2,000
	<b>8,155</b>
General Rates	6,851
Motor Vehicle Registration & Licences	2,900
	<b>9,751</b>
Pensioner Transport (Dean's Buslines)	20
Spectacles/Senior Spectacles Scheme( inc Low Vision)	1,303
	<b>1,323</b>
ACTION Bus Scheme	990
ACTION Pensioners Transport	6,331
Water and Sewerage	12,003
Total	<b>39,893</b>

Approved for circulation to the Standing Committee on Estimates 2011-2012

Signature:  Date: 14.6.11.

By the Minister for Community Services, Joy Burch MLA



Qton - 11/62

# LEGISLATIVE ASSEMBLY FOR THE AUSTRALIAN CAPITAL TERRITORY

SELECT COMMITTEE ON ESTIMATES 2011-2012

*MHB a/c*

---

**ANSWER TO QUESTION TAKEN ON NOTICE**  
**DURING PUBLIC HEARINGS**

Asked by **MR HANSON** : on 27 May 2011: Minister Burch took on notice the following question:

[Ref: Hansard Transcript 27 May 2011, page 1255]

In relation to :

**MRS DUNNE:** Please provide an explanation of indexation level applied to the energy and utility concession.

**MINISTER BURCH** : The answer to the Member's question is as follows:-

The 2011-12 Budget Utility concession provides an additional \$80.00 rebate to eligible concession card holders. The rebate will be added to the existing Energy Concession to target those most vulnerable in our community. It recognises amongst others, the increase in water bills and seeks to offset the rise in basic utility costs.

The Energy Concession will be raised in the 2011-12 Budget to 16% of the average annual household electricity bill. This is an increase of \$51 from \$214.87 to \$266.20 from 1 July 2011.

The Energy Concession will be updated annually, remaining at 16% of the average annual household electricity bill, as determined by the Independent Competition and Regulatory Commission (ICRC). Average bills are expected to increase 10% annually in the out years.

The increase in the Energy Concession and the introduction of the Utility Concession will result in a combined Energy/Utility rebate of \$346.20.

Approved for circulation to the Standing Committee on Estimates 2011-2012

Signature:

14-6-11  
Date:

By the Minister for Community Services, Joy Burch MLA



# LEGISLATIVE ASSEMBLY FOR THE AUSTRALIAN CAPITAL TERRITORY

## SELECT COMMITTEE ON ESTIMATES 2011-2012

### ANSWER TO QUESTION TAKEN ON NOTICE DURING PUBLIC HEARINGS

Asked by **MS DUNNE**: Asked by on 27 May 2011: Minister Burch took on notice the following question:

[Ref: Hansard Transcript 27 May 2011, page 1254]

In relation to : the breakdown of the programs and funding allocation for Output 3.1

**MINISTER BURCH** : The answer to the Member's question is as follows:-

The breakdown of the programs and Government Payment for Outputs for Output 3.1 is as follows:

<b>Program</b>	<b>Allocation (\$m)</b>
Community Services Support Programs	6.9
Community Development Services ( including administration of grants programs and concessions)	1.9
Community Facilities Management	1.5
Overheads	0.4
<b>Total Output 3.1</b>	<b>10.7</b>

Approved for circulation to the Standing Committee on Estimates 2011-2012

Signature:

16.6.11 Date:

By the Minister for Community Services, Joy Burch MLA



QToN - 11/67  
MCH

**LEGISLATIVE ASSEMBLY FOR THE AUSTRALIAN CAPITAL TERRITORY**

**SELECT COMMITTEE ON ESTIMATES 2011-2012**

**ANSWER TO QUESTION TAKEN ON NOTICE**  
**DURING PUBLIC HEARINGS**

Asked by **MS HUNTER**: on 27 May 2011:

[Ref: Hansard Transcript 27 May 2011, page 1260]

In relation to :

How many community hubs have been set up, are they fully tenanted? Provide a list of organisations that have relocated to the community hubs?

**MINISTER BURCH** : The answer to the Member's question is as follows:-

There are four community hubs with a total of 39 tenants and five unallocated tenancies. A list of tenants in the Community Hubs is at Attachment A.

Approved for circulation to the Standing Committee on Estimates 2011-2012

Signature:

A handwritten signature in black ink, appearing to be 'J. Burch'.

Date:

21.6.11

By the Minister for Community Services, Joy Burch MLA

RCF	Address	Block	Section	Tenancy Number	Tenant
Cook	41 Templeton St, Cook	1	13	1	Classical Ballet Centre
Cook				2	Community Programs Association Inc (LEAD)
					Autism Spectrum Australia (Aspect)
Cook				3	ACT Playgroups Association Incorporated
Cook				5	Free-Rain Theatre Company, Supa Productions and Phoenix Players
Cook				6	Canberra Quilters Inc.
Cook				7	The Heraldry & Genealogy Society of Canberra Inc.
Cook				8	Companion House
Cook				9	U3A (University of the Third Age)
Cook	8 Rowen St, Cook	3	13		Koala Playschool Parents Association Inc.
Holt	80 Beaurepaire St, Holt	3	18	1	Sharing Places
Holt				2	Carers ACT Inc.
Holt				3	Angicare Canberra Goulburn
Holt				4	National Brain Injury Foundation
Holt				5	Sexual Health and Family Planning ACT Inc. (SHFPACT)
Holt				6	--unallocated--
Holt				7	--unallocated--
Chifley	70 Maclaurin Crs, Chifley	10	7	1	Australian Council State School Organisations Incorporated
Chifley				2	--unallocated--
Chifley				3	Australian Breastfeeding Association
Chifley				4	Warehouse Circus Incorporated
Chifley				5	Nutrition Australia
Chifley				6	Australian Diabetes Educators Association Ltd
Chifley				7	Autism Asperger ACT Inc.
Chifley				8	Neurospace
Chifley				9	YMCA
Chifley				10	Sids and Kids ACT
Chifley				11	Mental Health Foundation
Chifley				12	Asthma Foundation

RCF	Address	Block	Section	Tenancy Number	Tenant
Weston	6 Gritten street, Weston	Part Block 1	21	1	ACT Council of Social Service Inc.
Weston				2	Canberra Rape Crisis Centre
Weston				3	Parentline ACT Inc.
Weston				4	Toora Women Inc.
Weston				5	--unallocated--
Weston				6	Association of Parents & Friends of ACT Schools Inc.
Weston				7	Beryl Women Inc
Weston				8	Woden Community Service Inc.
Weston				9	Woden/Weston Family Day Care
Weston				10	CASE (Computing Assistance Support and Education)
Weston				11	--unallocated--
Weston				12	Australia21
Weston				13	Good Environment Choice - Australia
Weston				14	Environmental Assurance

\*\*\*\*\* These organisations do not want their location known to the public for reasons of security, so the Directorate does not publically acknowledge that they are tenants of the Hub. We ask that anyone provided this list respects the organisations' request for privacy.



Q to N - 11/68

**LEGISLATIVE ASSEMBLY FOR THE AUSTRALIAN CAPITAL TERRITORY**

**SELECT COMMITTEE ON ESTIMATES 2011-2012**

*M.B.*

**ANSWER TO QUESTION TAKEN ON NOTICE**  
**DURING PUBLIC HEARINGS**

Asked by **MR DOSZPOT** : on 27 May 2011: Ms Burch took on notice the following question.

[Ref: Hansard Transcript 27 May 2011, page 1266]

In relation to :

List the ethnic schools who have been offered or have taken up the accommodation in the schools.

**Minister Burch** : The answer to the Member's question is as follows:-

The Education and Training Directorate has worked with the Office of Multicultural Affairs to assist the ACT Community Language Schools Inc with the offer of accommodation to its members.

The Education and Training Directorate has further offered up to three venues, for three hours per week rent free, to the Council for the purposes of language classes. The Council has discussed this offer with their members but to date no school has taken up the offer.

Approved for circulation to the Standing Committee on Estimates 2011-2012

Signature:

A handwritten signature in black ink, appearing to be 'Joy Burch'.

Date:

17.6.11

By the Minister for Multicultural Affairs, Joy Burch MLA.



QTON - 11/53

*MH 9/6*

**LEGISLATIVE ASSEMBLY FOR THE AUSTRALIAN CAPITAL TERRITORY**

**SELECT COMMITTEE ON ESTIMATES 2011-2012**

**ANSWER TO QUESTION TAKEN ON NOTICE**  
**DURING PUBLIC HEARINGS**

Asked by **MS HUNTER** on 27 May 2011: Minister Burch took on notice the following question.

[Ref: Hansard Transcript 27 May 2011, page 1275]

In relation: A breakdown of the \$386,000 funding in the 2011-12 budget for OMATSI.A.

**Minister Burch** : The answer to the Member's question is as follows:-

The \$386,000 funding is broken down as follows:

- Office of Multicultural Affairs - \$180,000 (SOG C and support service and program delivery to refugees and asylum seekers);
- Aboriginal and Torres Strait Islander Affairs Unit – \$206,000:
  - \$65,000 - ASO 2 - administration of the Aboriginal and Torres Strait Islander Cultural Centre
  - \$60,000 - Leadership Grants Program
  - \$36,000 - Elders Camp
  - \$45,000 - 2011 Elected Body election

Approved for circulation to the Standing Committee on Estimates 2011-2012

Signature:

A handwritten signature in black ink, appearing to be 'J. Burch'.

14-6-11

Date:

By the Minister for Multicultural Affairs, Joy Burch MLA.



# LEGISLATIVE ASSEMBLY FOR THE AUSTRALIAN CAPITAL TERRITORY

## SELECT COMMITTEE ON ESTIMATES 2011-2012

### ANSWER TO QUESTION TAKEN ON NOTICE DURING PUBLIC HEARINGS

Asked by **MR DOSZPOT** on 27 May 2011: Ms Burch took on notice the following question.

[Ref: Hansard Transcript 27 May 2011, page 1277]

In relation to : Information regarding the per capital funding for language grants.

**Minister Burch** : The answer to the Member's question is as follows:-

- **\$90,000k** distributed to community languages schools on a per student basis (approximately 1500 students in 37 schools);
- **\$65,000k** distributed to ACT community languages schools through a merit based assessment basis under the Community Languages Program;
- **\$40,000k** direct to ACT Ethnic Schools Association (now known as the ACT Community Languages Association) supporting their administration;
- **\$20,000k** worth of professional development and rental hire in public schools offered by the ACT Education and Training Directorate;
- Differential between CBD commercial rent (\$400/sqm<sup>2</sup>) and community rate charged (\$122/sqm<sup>2</sup>) for accommodating the ACT Community Languages Association Inc in office space (29.8sqm<sup>2</sup>) in the CBD - *Theo Notaras Multicultural Centre* – is **\$8,240k**.

Total ACT Government investment (including subsidy and direct allocation) is \$223,240 divided by 1500 community languages students in the ACT is an annual allocation of \$148.80 per student.

Approved for circulation to the Standing Committee on Estimates 2011-2012

Signature:

Date:  
14.6.11

By the Minister for Multicultural Affairs, Joy Burch MLA.



# LEGISLATIVE ASSEMBLY FOR THE AUSTRALIAN CAPITAL TERRITORY

## SELECT COMMITTEE ON ESTIMATES 2011-2012

---

### ANSWER TO QUESTION TAKEN ON NOTICE DURING PUBLIC HEARINGS

---

Asked by The Chair on 26 May 2011: Mr Andrew Whale took on notice the following question(s):

Ref: Hansard Transcript 26 May 2011 PAGE #1802

In relation to :

**THE CHAIR:** Well rather than go through numbers, can we have a list of those numbers taken on notice; a reconciliation of the—who is coming in, what new positions—transfers in new positions and the total. And could you also break it down into the four areas, the ICT; procurement, the HR and the finance, as to what they end up with.

#### PLEASE NOTE

1. Answers to questions taken on notice must be lodged with the Committee Office within **5 working days** of the hearing date, electronically and in hard copy.
- 2: Where an answer provides a referral to sources of information in published documents, the answer should include the exact name of the document, the author and agency publishing the document, the specific page numbers and an electronic link to the document.

**Treasurer :** The answer to the Member's question is as follows:—

### Shared Services Staffing Numbers

	10-11 Budget			10-11 Estimated Outcome			11-12 Budget		
	Permanent	Contractor	Total	Permanent	Contractor	Total	Permanent	Contractor	Total
InTACT	483	77	560	443	126	569	471	79	550
Procurement	108	2	110	122	3	125	127	3	130
HR Services	204	0	204	201	0	201	236	0	236
Finance Services	130	0	130	116	0	116	130	0	130
Business Services	11	0	11	11	1	12	16	0	16
<b>Total #</b>	<b>936</b>	<b>79</b>	<b>1015</b>	<b>893</b>	<b>130</b>	<b>1023</b>	<b>980</b>	<b>82</b>	<b>1062</b>

# Only permanent staff numbers are reflected in Budget papers.

#### 10-11 Budget v 10-11 Estimated Outcome

The net increase of 8 positions is mainly due to the following:

- Increase in ICT project activity (including fee for service staff), increased ICT service level requirements by agencies, particularly ACT Health and the Department of Education and Training offset by difficulty in filling core ICT positions (net 9).
- Permanent ICT positions filled by contract staff (approx 20) - nil overall impact.
- Increase in Procurement staff (15) because of higher than expected Capital Works activity.
- Increase in Business Services staff (1) to accommodate a temporary Fleet manager position.

Offset by

- Decrease in Finance Services staff (14) due to resource restraints.
- Decrease in Human Resources staff (3) due to resource restraints.

#### 10-11 Estimated Outcome v 11-12 Budget

The net increase of 39 positions is mainly due to the following:

- Increase in Procurement staff (5) because of higher than expected Capital Works activity.
- Increase in Human Resources staff (35) due to the transfer of Records Services (27) from ICT and Territory Records Office (6) from TAMS, Workers Comp initiative (6), Salary Packaging (3), reporting (1) HRMS (2) and vacant positions (3) offset by Business Process improvement savings (13).
- Increase in Finance staff (14) mainly due filling vacant positions (14), the transfer of Publishing Services (10) from ICT to Finance offset by Business Process improvement savings (8) and Legislative Assembly (2) leaving.
- Increase in Business Services staff (4) for Innovation team (5) offset by one position saved.

Offset by

- Decrease in ICT (19) due to transfer of Records Services (27) to Human Resources, Publishing Services to Finance (10) and excluding fee for service staff offset by filling vacant core ICT positions, increased ICT service level requirements by agencies (12), increased ICT activity support (6), additional trainees (5) and Business Initiatives (8).
- Converting ICT contractors to permanent – nil overall impact.

### 10-11 Budget v 11-12 Budget

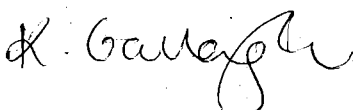
The net increase of 47 positions is due to the following:

- Increase in Procurement staff (20) because of higher than expected Capital Works activity.
- Increase in Human Resources staff (32) due to the transfer of Records Services (27) from ICT and Territory Records Office (6) from TAMS, Workers Comp initiative (6), Salary Packaging (3), reporting (1) and HRMS (2) offset by Business Process improvement savings (13).
- Increase in Finance staff (0) due to the transfer of Publishing Services (10) from ICT to Finance offset by Business Process improvement savings (8) and Legislative Assembly (2) leaving.
- Increase in Business Services staff (5) for Innovation team.

Offset by

- Decrease in ICT (10) due to transfer of Records Services (27) to Human Resources, Publishing Services to Finance (10) and excluding fee for service staff offset by filling vacant core ICT positions, increased ICT service level requirements by agencies (12), increased ICT activity support (6), additional trainees (5) and Business Initiatives (8).
- Converting ICT contractors to permanent – nil overall impact.

Approved for circulation to the Standing Committee on Estimates 2011-2012

Signature: 

Date: 8.6.11

By the Treasurer, Katy Gallagher MLA



# LEGISLATIVE ASSEMBLY FOR THE AUSTRALIAN CAPITAL TERRITORY

## SELECT COMMITTEE ON ESTIMATES 2011-2012

### ANSWER TO QUESTION TAKEN ON NOTICE DURING PUBLIC HEARINGS

Asked by Ms Le Couteur on 26 May 2011 : Mr Ken Moore took on notice the following question(s):

Ref: Hansard Transcript 26 May 2011, page 1086

In relation to :

**MS LE COUTEUR:** Could you—and you probably have to take it on notice, a breakdown of the cost differential—you said it was a lot cheaper to replace the whole thing than to replace just the—just the CPU unit. Can you give us a breakdown of those costs?

**Treasurer :** The answer to the Member's question is as follows:—

**The answer to the Member's Question is as follows:**

Costs exclusive of GST

PC bundle (desktop, monitor keyboard)	\$	1009.62
---------------------------------------	----	---------

If purchased separately:

Desktop	\$	721.25
Monitor	\$	281.02
Keyboard	\$	44.89

Total	\$	1047.16
-------	----	---------

#### PLEASE NOTE

- Answers to questions taken on notice must be lodged with the Committee Office within **5 working days** of the hearing date, electronically and in hard copy.
- Where an answer provides a referral to sources of information in published documents, the answer should include the exact name of the document, the author and agency publishing the document, the specific page numbers and an electronic link to the document.

All prices are inclusive of the logistics cost which is charged to Shared Services ICT by the logistics provider for delivery and installation to customer site, however do not include an assessment of the Shared Services ICT workload in logging and monitoring activity that would be associated with multiple deliveries.

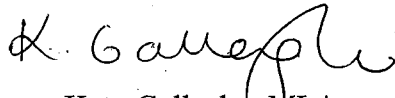
Shared Services ICT does not have historical records relating to rates of failure for monitors or keyboards, so is not able to provide a comprehensive response on whether it would be advantageous to replace components separately.

At the time of making the business decision related to providing a bundled package for the current lifecycle, delivery and installation costs were higher than present which made the decision clearer.

Shared Services ICT will review the lifecycle and packaging options again in the 2011-12 financial year.

Approved for circulation to the Standing Committee on Estimates 2011-2012

Signature:



Date: 6.6.11

By the Treasurer, Katy Gallagher MLA



**LEGISLATIVE ASSEMBLY FOR THE AUSTRALIAN CAPITAL TERRITORY**

**SELECT COMMITTEE ON ESTIMATES 2011-2012**

**ANSWER TO QUESTION TAKEN ON NOTICE**  
**DURING PUBLIC HEARINGS**

Asked by Ms Le Couteur on 26 May 2011 : Mr Chris Tully took on notice the following question(s):

Ref: Hansard Transcript 26 May 2011, page 1088

In relation to :

**MS LE COUTEUR:** So how many introduce thin clients for their desktop and what sort of financial model do you offer to organisations with thin clients versus FIG?

**Mr Tully:** Not that comes to mind. No, not that—we have not had—we certainly looked into the thin client solution for some agencies but full implementations have not occurred at this stage.

**MS LE COUTEUR:** And have you a financial model for the agencies and the two costs and if so could we have a copy of it, please?

**Mr Tully:** I will have to take that on notice?

**Treasurer :** The answer to the Member's question is as follows:—

Shared Services ICT does not currently have a financial model for thin client. At present we are not able to provide a detailed analysis of the benefits of using thin client as opposed to our current system.

Some work is underway in relation to a proof of concept for a particular ACT Health project. Depending on the outcomes of this proof of concept, a business case is expected to be developed at a later date.

Approved for circulation to the Standing Committee on Estimates 2011-2012

Signature: *K. Gallagher*

Date: 26-11

By the Treasurer, Katy Gallagher MLA



# LEGISLATIVE ASSEMBLY FOR THE AUSTRALIAN CAPITAL TERRITORY

## SELECT COMMITTEE ON ESTIMATES 2011-2012

### ANSWER TO QUESTION TAKEN ON NOTICE DURING PUBLIC HEARINGS

Asked by The Chair on 26 May 2011: Ms Robyn Hardy took on notice the following question(s):

Ref: Hansard Transcript 26 May 2011 PAGE #1091

In relation to :

**THE CHAIR:** How many contracts, firstly, in 2009-10 financial year and then this year, 2010-11, have been signed over \$200,000 where there has only been one tenderer?

**Treasurer :** The answer to the Member's question is as follows:-

The Contracts Register shows that 71 single select tenders valued at \$200,000 or more were conducted in 2009-10 and 51 single select tenders valued at \$200,000 or more have been conducted in the 2010-11 financial year to 25 May 2011.

Approved for circulation to the Standing Committee on Estimates 2011-2012

Signature: *K. Gallagher*

Date: 8.6.11

By the Treasurer, Katy Gallagher MLA

#### PLEASE NOTE

1. Answers to questions taken on notice must be lodged with the Committee Office within **5 working days** of the hearing date, electronically and in hard copy.
- 2: Where an answer provides a referral to sources of information in published documents, the answer should include the exact name of the document, the author and agency publishing the document, the specific page numbers and an electronic link to the document.



# LEGISLATIVE ASSEMBLY FOR THE AUSTRALIAN CAPITAL TERRITORY

## SELECT COMMITTEE ON ESTIMATES 2011-2012

---

### ANSWER TO QUESTION TAKEN ON NOTICE DURING PUBLIC HEARINGS

---

Asked by The Chair on 26 May 2011: Ms Robyn Hardy took on notice the following question(s):

Ref: Hansard Transcript 26 May 2011 PAGE #1095

In relation to :

**THE CHAIR:** All right. So what defects have been reported on either the Rivers or the Jerrabomberra [Rural Fire Service] shed?

**Ms Hardy:** Off the top of my head, I could not give you a list, because I just do not know the full detail of the full defects there. But I am certainly aware of the defect on the floor, and the floor waste, et cetera. And I believe that was corrected.

**THE CHAIR:** All right. Well, will you take on notice and provide the committee with a list of the defects?

#### PLEASE NOTE

1. Answers to questions taken on notice must be lodged with the Committee Office within **5 working days** of the hearing date, electronically and in hard copy.
- 2: Where an answer provides a referral to sources of information in published documents, the answer should include the exact name of the document, the author and agency publishing the document, the specific page numbers and an electronic link to the document.

**Treasurer :** The answer to the Member's question is as follows:-

**Defects for the Rivers RFS Shed**

Trade	Location	Defect
Landscaping	NW Yard	Star picket in NW corner - OH&S issue
Cladding	East exterior	Flashing to eastern side of building
Metalwork	NW exterior	Missing sunshade to NW corner
Doors	Entry, Truck Bay	Entry of dust, water, insects - install seals
Adhesives	All Rooms	Wrinkled skirtings
Fixtures	Men's Room	Missing paper towel dispenser
Cladding	Rear of bldg	Entry of vermin via aircon entry
Adhesives	Kitchen	Kitchen sink not sealed
Doors	Western side	Door sticking when heated by afternoon sun
Steelwork	Garage	Tension cross-bracing
Metalwork	Garage window	Lintel is sagging
General	Garage	Remove block of wood on beam
Electrical	NW exterior	Relocate fire alarm strobe
Drainage	Front of Building	Ground at edge of concrete pad has eroded
Concrete	Rear centre door	Hole in concrete
Sealants	Rear doors	Paint finish
Drainage	RWT overflow	Reduce length or install 45 angle
Door furniture	FH Reel	Reduce size (catch hazard)
Door locks	All ext locks	Replace builder's cylinders
Site cleanup	Store Room	Remove materials from around perimeter
Drainage	Store Room	Install downpipe to guttering
Flashing	Store Room	Straighten lower edge along northern side
Guttering	Front of Building	Sagging at western end
Concrete	Downpipes	Fill gaps in concrete behind downpipes
Cladding	Windows	Cover jagged edges around windows
Site cleanup	East yard	Remove old fencewire

**Defects for the Jerrabomberra RFS Shed**

Trade	Location	Defect
Metalwork	Hallway	Handrails to be finished
Fitout	Vehicle Bay	Door Seals to be installed
Fitout	Double doors	Door Seals to be installed
Rollerdoor	Cleaners sink	Roller door to cleaners room requires pull rod
Plumber	Tank Stand	cover required for water re-use pump
Plumber	Tank Stand	tank installation required
Fitout	Internal	Floors to be sealed
Painter	Access WC	Touch up around disabled grab rails in toilet
Plumber	Male / Female	Centre Toilets in cubicles
Fitout	Male Amenities	adjust door closer
Fitout	Internal	Mastic required to skirting
Painter	Skirting	No more gaps & repaint
Painter	Vehicle Bay	vehicle bay skirting to be re-painted
Painter	Double doors	Frame to double doors to be re-painted

<b>Trade</b>	<b>Location</b>	<b>Defect</b>
Painter	Side Door	Frame and door to entry to be re-painted
Concreter	Double doors	Entryway apron required
Rollerdoor	Vehicle Bay	Roller doors require adjustment
Security	Vehicle Bay	Reed switches to roller doors required
Security	Vehicle Bay	Remove wiring spool in vehicle bay
Roofing / Cladding	External	Roofing and Cladding - Requires completion
Painter	External	Down pipes to be painted
Roofing / Cladding	External	Down pipes to be amended
Concreter	Tank Stand	standing water at tank stand
Painter	Male / Female	Paint on window frames
Plumber	Male	Chrome to urinal
Fitout	Male	Patch at light
Fitout	Male / Female	Door Grilles
Joiner	Male	Caulking to shower
Concreter	Double doors	Paving at side of double doors
Electrical	Double doors	Cover plate at switch at front
Fitout	Corridor	Door hardware to be changed function
Fitout	Corridor	Flyscreen
Plumber	Office	Plumbing capped and wall fix
Fitout	Office	Skirting and patch wall
Fitout	Female	Cracked tile behind door
Painter	Female	Door paint
Mechanical	Access WC	Mechanical gents disabled
Daintree	All Areas	Shed Security not arming
Client / Electrical	Corridor	Fire Panel Connection - Requires phone line
Roofing / Cladding	Vehicle Bay	Bolts to be done up
N/A	Cleaners	Cleaners room door goes back up
Roofing / Cladding	External	Down pipes not sealed
Fencer	External	Fence to be amended at front
Cleaner	Vehicle Bay	Remove plasterboard sheet
Cleaner	External	General clean required
Roofing / Cladding	Vehicle Bay	Re-stick sisilation
Electrical	Vehicle Bay	Rectify exit sign
Cleaner	External	Clean External Building
Painter	Vehicle Bay	Repair chipped paint on steelworks adjacent exit door
Plumber	Tank Stand	Raise sewer relief point
Plumber	Tank Stand	Adjust tank manifold to allow full operation of valve
Plumber	Tank Stand	Provide AG line and back fill to retaining wall
Fitout	Office	Patch Mech unit
Fitout	Training Room	Patch Mech unit
Security	Switch board	Stray wire to be terminated
Fitout	Internal	Set hold open on toilet door closer
Fitout	Corridor	No more gaps to corridor windows
Fitout	Double doors	Double doors rubbing

Trade	Location	Defect
Roofing / Cladding	External	Install eaves
Concreter	Vehicle Bay	Epoxy Coating is milky
Fitout	Corridor	Handrail requires additional tacking

Approved for circulation to the Standing Committee on Estimates 2011-2012

Signature: 

Date: 8.6.11

By the Treasurer, Katy Gallagher MLA



# LEGISLATIVE ASSEMBLY FOR THE AUSTRALIAN CAPITAL TERRITORY

## SELECT COMMITTEE ON ESTIMATES 2011-2012

### ANSWER TO QUESTION TAKEN ON NOTICE DURING PUBLIC HEARINGS

Asked by The Chair on 26 May 2011 : Mr Ken Moore took on notice the following question(s):

Ref: Hansard Transcript 26 May 2011, page 1102

In relation to :

**MR HANSON:** All right. And in terms of that original question I had in terms of who does what as a percentage, would that be information you would be able to provide to the committee? I am just trying to get a vision of how much across agencies we are spending on ICT and how much of that is essentially through Shared Services, how much would be through various contractors and how much is actually done in house by agencies, if they do any.

**Mr Moore:** We will have a go.

**Treasurer :** The answer to the Member's question is as follows:-

Shared Services can only accurately provide information regarding directorate ICT expenditure which passes through Shared Services ICT. Shared Services has limited visibility of the total ICT expenditure of directorates.

Based on figures obtained from Treasury it is believed that the ICT expenditure passing through Shared Services equates to 85% plus. (estimate excludes capital ICT projects)

Approved for circulation to the Standing Committee on Estimates 2011-2012

Signature:

Date: 8.6.11

By the Treasurer, Katy Gallagher MLA



# LEGISLATIVE ASSEMBLY FOR THE AUSTRALIAN CAPITAL TERRITORY

## SELECT COMMITTEE ON ESTIMATES 2011-2012

### ANSWER TO QUESTION TAKEN ON NOTICE DURING PUBLIC HEARINGS

Asked by The Chair on 26 May 2011: Mr Ken Moore took on notice the following question(s):

Ref: Hansard Transcript 26 May 2011 PAGE #1109

In relation to :

**MR HARGREAVES:** If you detect, say, what looks like a targeted threat as opposed to a general one, which is going to attack anybody, what do you do with it? Do you actually talk to the federal police, the ACT police?

**Mr Moore:** Yes, we do.

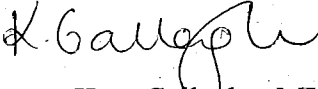
**MR HARGREAVES:** Have you had any of those in the last 12 months?

**Mr Moore:** I understand we have, but I have not got the details. I would prefer to take that on notice.

**Treasurer :** The answer to the Member's question is as follows:-

There have not been any targeted attacks on the ACT Government network that have been referred to the police in the last 12 months.

Approved for circulation to the Standing Committee on Estimates 2011-2012

Signature:   
By the Treasurer, Katy Gallagher MLA

Date: 8-6-11



QoN 11/150

*M.H.*

# LEGISLATIVE ASSEMBLY FOR THE AUSTRALIAN CAPITAL TERRITORY

## SELECT COMMITTEE ON ESTIMATES 2011-2012

### ANSWER TO QUESTION ON NOTICE

VICKI DUNNE MLA : To ask the Minister for Community Services

Ref: BP4, p347

In relation to : Output 2.1 – Child & Family Centre Program – Accountability Indicators

(1) indicators d and e – Schools and Communities program

(a) Why has the forecast remained steady over three years for the number of children and young people receiving targeted intervention and the number of group sessions delivered?

(2) indicator g – Cost per head of population

(a) Does the increase in the cost per head (due to additional Commonwealth funding) mean that better services will be delivered? If yes, in what way? If no, why?

(b) Why is the additional Commonwealth funding not used to create other services that may be needed or to target more people in need?

The Minister's response is:

1 (a) The targeted interventions and group session are delivered by schools as communities workers. The number of workers in the program has remained constant over three years. The targets also allow for workers to be responsive to the individual needs of children and their families.

2 (a) No. The same high quality services which are already delivered through the Child and Family Centres will continue to be provided. The additional commonwealth funding is going to increase these services to a wider proportion of the ACT population.

2 (b) The Commonwealth funding, provided through the Indigenous Early Childhood Development National Partnership Agreement, is to provide a Child and Family Centre in West Belconnen.

Approved for circulation to the Standing Committee on Estimates 2011-2012

Signature:

A handwritten signature in black ink, appearing to be 'Joy Burch', written over a horizontal line.

Date:

14.6.11

By the Minister for Community Services, Ms Joy Burch MLA



QON 11/151

*M.H.*

## LEGISLATIVE ASSEMBLY FOR THE AUSTRALIAN CAPITAL TERRITORY

### SELECT COMMITTEE ON ESTIMATES 2011-2012

#### ANSWER TO QUESTION ON NOTICE

VICKI DUNNE MLA : To ask the Minister for Community Services

Ref: BP4, p347

In relation to : Output 2.1 – Child & Family Centre Program – Output description

- (1) How many community organisations and service providers work in partnership with the directorate to deliver the services under this output?
- (2) How much of the funding for this output is provided to community organisations and service providers to deliver those services?
- (3) How and when is the success of these programs measured and reported?

The Minister's response is:

- 1) 21 community organisations and service providers. This number excludes other government agencies and business partnerships.
- 2) Nil. Community organisations and service providers are funded to provide services in partnership and in outreach settings.
- 3) Through group program evaluations and annual partnership discussions. Internal program evaluation reports are written annually to review and inform how future programs are delivered.

Approved for circulation to the Standing Committee on Estimates 2011-2012

Signature:

Date:

10.6.11

By the Minister for Community Services, Ms Joy Burch MLA



QON 11/152

*AMH*

## LEGISLATIVE ASSEMBLY FOR THE AUSTRALIAN CAPITAL TERRITORY

### SELECT COMMITTEE ON ESTIMATES 2011-2012

#### ANSWER TO QUESTION ON NOTICE

VICKI DUNNE MLA : To ask the Minister for Community Services

Ref: BP4, p347

In relation to : Output 2.2 – Children Services – Accountability Indicators

- (1) When adding the target figures for accountability indicators a and b, it indicates a total of 745 compliance monitoring occasions and yet the estimated outcome for 2010-11 is 925. In addition, the Children's Regulation and Policy Unit will receive additional resources, as disclosed in accountability indicator e. Why has the target incidence of compliance monitoring fallen by 19.5%?

**Minister Burch:** The answer to the Member's question is as follows:–

Page 359 of Budget paper 4, Output 2.2 (a) states that the 'occasions of licence administration and compliance monitoring' target is decreasing from 925 in 2010/11 to 465 in 2011/12.

Output 2.2 (b) states that the number of visits to licensed education and care services in 2011/12 will be 280. This gives a combined target of 745 for the period 1 July 2011 to 30 June 2012.

This decrease in the target number of visits is due to the introduction of the new National Quality Framework.


From 1 January 2012, the new National Quality Framework will be in place and will result in the current compliance measures being superseded with a new assessment and rating process. The current compliance measures will continue to be in place for the period 1 July 2011 to 31 December 2011 with a new measure being implemented from 1 January 2012.

Under the National Quality Standard services will be visited once in the service's assessment period for a full Assessment and Rating process. The assessment and rating process is anticipated to take between one to three days depending on the size of the service. This will mean that an adviser may visit a service three times within a short period of time to complete the assessment process but this would only be counted as one 'visit to licensed education and care services'. Advisors will also undertake targeted visits depending on support needs of services and visits responding to complaints.

The National Quality Framework is a new system and it is difficult to predict the number of visits to services within the context of the new system. The existing system and the new system should not be compared. The National Quality Framework has different requirements of the regulatory authority. The output targets will be reviewed in the 2012-2013 year.

Approved for circulation to the Standing Committee on Estimates 2011-2012

Signature:



14.6.11  
Date:

By the Minister for Community Services, Ms Joy Burch MLA



# LEGISLATIVE ASSEMBLY FOR THE AUSTRALIAN CAPITAL TERRITORY

## SELECT COMMITTEE ON ESTIMATES 2011-2012

---

### ANSWER TO QUESTION ON NOTICE

---

VICKI DUNNE MLA : To ask the Minister for Community Services

Ref: BP4, p347

In relation to: Output 2.2 – Children Services – Capital Works – Upgrade early childhood centres

- (1) How many childcare facilities does the government own and will this funding enable all of them to be upgraded?
- (2) Will non-government childcare facilities be able to access any of this funding?
- (3) What modelling has the government undertaken to assess whether upgrading government-owned facilities will give their operators a competitive advantage over operators of non-government facilities who do not have access to this upgrade funding? If none, why?
- (4) In relation to the funding \$250,000 made available pre-budget, to what extent does a grant of \$10,000 equate to the amount to be spent per government-owned facility under a budget of \$9 million?
- (5) What does the government think a childcare centre might be able to do with \$10,000 to upgrade its infrastructure to meet the new compliance requirements?

The Minister's answer is:

- (1) The ACT Government owns 55 childcare facilities. Individual assessments are being undertaken on the 34 childcare facilities owned by the Community Services Directorate to determine their capacity to expand.
- (2) No.
- (3) No modelling has been undertaken. The Government invests in upgrading government-owned assets according to the evident needs and priorities these assets are addressing. The upgrade of privately owned assets is a matter for the private sector.

- (4) A total of \$250,000 is available to community organisations to complete minor works to meet the new requirements and maintain or increase childcare places. It is designed to assist eligible childcare centre operators meet some of the costs associated with transitioning to the new compliance requirements set out in the National Quality Framework. The costs associated with upgrading the facilities will differ depending on the works that are required.
- (5) Grants of up to \$10,000 per childcare centre are available for planning and design, equipment, fit-out and fittings.

Approved for circulation to the Standing Committee on Estimates 2011-2012

Signature:



Date:

By the Minister for Community Services, Ms Joy Burch MLA

21.6.11



**LEGISLATIVE ASSEMBLY FOR THE AUSTRALIAN CAPITAL TERRITORY**

**SELECT COMMITTEE ON ESTIMATES 2011-2012**

---

**ANSWER TO QUESTION ON NOTICE**

---

VICKI DUNNE MLA : To ask the Minister for Community Services

Ref: BP4, p347

In relation to : Output 2.2 – Children Services - Release of sites for early childhood education and care services

- (1) Were the sites offered in Giralang and McKellar sold at auction as planned on 18 May 2011, what were the proceeds and who bought them?

The Giralang and McKellar sites were sold at auction on 18 May 2011. The site in McKellar was sold to Majura Park Childcare Centre Pty Ltd for \$695,000. The land in Giralang was sold to Merkos "Inyonei Chinuch (ACT) inc for \$733,000.

- (2) If they were not sold, what is the government's "Plan B"?

See response to (1).

Approved for circulation to the Standing Committee on Estimates 2011-2012

Signature:

A handwritten signature in black ink, appearing to be "Joy Burch".

Date:

14.6.11

By the Minister for Community Services, Ms Joy Burch MLA



MLA

# LEGISLATIVE ASSEMBLY FOR THE AUSTRALIAN CAPITAL TERRITORY

## SELECT COMMITTEE ON ESTIMATES 2011-2012

### ANSWER TO QUESTION ON NOTICE

VICKI DUNNE MLA : To ask the Minister for Community Services

Ref: BP4, p347

In relation to : Output 4.1 – Youth Services – Accountability indicators

- (1) Indicators a and b – Custody days and community youth justice clients
  - (a) Why is it anticipated the number of Bimberi residents will increase and the number of community youth justice clients will remain at current levels when the diversionary framework seeks to minimise the number of young people engaged in the youth justice system?
- (2) indicator f – Cost per client
  - (a) Why is it that the cost per client cannot be broken down as per the various components listed in the indicator's explanatory note?
  - (b) Why is the government seeking to hide the cost per resident at Bimberi?

Ministers response is:

1(a) Indicator (a) measures the number of custody days at Bimberi during the reporting period and is not a measure of the number of Bimberi residents. The number of custody days measured is affected by both the number of young people in custody and the number of days spent in custody. The measures include both young people on remand and those with a custodial sentence. Whilst the duration of a young person's time in detention is determined by the Children's Court, it is anticipated that diversionary activities will reduce the number of custody days over time.

2(a) The purpose of performance indicators is to measure performance, not a method for program-level financial reporting alone. The "average cost per custody day at the Youth Justice Centre" is not considered the best indicator of performance of the youth justice system. The measure will show an improved performance when more young people *at one* detained at Bimberi as a larger numerator (number of custody days) against a largely static denominator (the majority of expenditure at Bimberi including staffing, security infrastructure etc is largely fixed). The new indicator "Average cost per Youth Services client" is more appropriate in that it reflects the overall cost of the output and will improve over time if young people are successfully maintained in a community based program instead of custody.

2(b) See 2 (a).

Approved for circulation to the Standing Committee on Estimates 2011-2012

Signature:



4-6-11

Date:

By the Minister for Community Services, Ms Joy Burch MLA



QoN-11/156

MMH

**LEGISLATIVE ASSEMBLY FOR THE AUSTRALIAN CAPITAL TERRITORY**

**SELECT COMMITTEE ON ESTIMATES 2011-2012**

**ANSWER TO QUESTION ON NOTICE**

VICKI DUNNE MLA : To ask the Minister for Community Services

Ref: BP4, p347

In relation to : Output 4.1 – Youth Services – Diversionary framework

- (1) What is informing the development of the diversionary framework?
- (2) What programs will be implemented and how and when will their success be measured and reported?

The answer to Ms Dunne's questions are:

- (1) The development of the diversionary framework is being informed by relevant research and input received during the consultation process associated with the *Towards a Diversionary Framework for the ACT Discussion Paper*.
- (2) The ACT Government will respond to the outcomes of the consultation process in the coming weeks.

Approved for circulation to the Standing Committee on Estimates 2011-2012

Signature:

A handwritten signature in black ink, appearing to be 'J. Burch'.

Date:

14.6.11.

By the Minister for Community Services, Ms Joy Burch MLA



*MU*

**LEGISLATIVE ASSEMBLY FOR THE AUSTRALIAN CAPITAL TERRITORY**  
**SELECT COMMITTEE ON ESTIMATES 2011-2012**

---

**ANSWER TO QUESTION ON NOTICE**

---

VICKI DUNNE MLA : To ask the Minister for Community Services


Ref: BP4, p347

In relation to : Output 4.1 – Youth Services – Recidivism Rates

- (1) What are the estimated outcomes for 2010-11 for recidivism rates for sentenced young people in custody and young people on community-based orders?
- (2) What strategies are in place to achieve the reduced recidivism rates for 2011-12 and the forward estimates?

The response to Ms Dunne’s questions are as follows:

- (1) The rate of recidivism is highly variable and is therefore difficult to project. The end of year recidivism result over the past four financial years has ranged from 0% to 35% for young people in custody and from 28% to 36% of young people on community based orders. As at 31 December 2010, the recidivism rate for young people in custody was 18% and for young people on community based orders it was 29%. The end of year result will be reported to the ACT Legislative Assembly through normal reporting arrangements.
- (2) Strategies to reduced recidivism rates over the forward estimates will be identified in the ACT Government’s response to the *Towards a Divisionary Framework for the ACT* Discussion Paper.

Approved for circulation to the Standing Committee on Estimates 2011-2012	
Signature:	14.6.11
	Date:
By the Minister for Community Services, Ms Joy Burch MLA	



*MU*

**LEGISLATIVE ASSEMBLY FOR THE AUSTRALIAN CAPITAL TERRITORY**  
**SELECT COMMITTEE ON ESTIMATES 2011-2012**

---

**ANSWER TO QUESTION ON NOTICE**

---

VICKI DUNNE MLA : To ask the Minister for Community Services


Ref: BP4, p347

In relation to : Output 4.1 – Youth Services – Recidivism Rates

- (1) What are the estimated outcomes for 2010-11 for recidivism rates for sentenced young people in custody and young people on community-based orders?
- (2) What strategies are in place to achieve the reduced recidivism rates for 2011-12 and the forward estimates?

The response to Ms Dunne’s questions are as follows:

- (1) The rate of recidivism is highly variable and is therefore difficult to project. The end of year recidivism result over the past four financial years has ranged from 0% to 35% for young people in custody and from 28% to 36% of young people on community based orders. As at 31 December 2010, the recidivism rate for young people in custody was 18% and for young people on community based orders it was 29%. The end of year result will be reported to the ACT Legislative Assembly through normal reporting arrangements.
- (2) Strategies to reduced recidivism rates over the forward estimates will be identified in the ACT Government’s response to the *Towards a Divisionary Framework for the ACT* Discussion Paper.

Approved for circulation to the Standing Committee on Estimates 2011-2012	
Signature:	14.6.11
	Date:
By the Minister for Community Services, Ms Joy Burch MLA	



CON 11/158

MMH

## LEGISLATIVE ASSEMBLY FOR THE AUSTRALIAN CAPITAL TERRITORY

### SELECT COMMITTEE ON ESTIMATES 2011-2012

#### ANSWER TO QUESTION ON NOTICE

**Ms Dunne MLA** asked on 25 May 2011: In relation to:  
Output 4.2-Care & Protection Services - Accountability Indicators

Ref: Bp4, p363

- (1) Accountability indicator f - Chief Executive has parental responsibility
  - (a) Why have the targets and outcomes for this indicator remained static for three years?
  - (b) What strategies does the Directorate have in place to ensure that all children and young people who should be in the care of the Chief Executive as parent are identified and included?

**Minister Burch:** The answer to the Member's questions is as follows:-

- a) The targets and outcomes for this indicator may have remained static for the past three years owing to the implementation of the Differential Response Policy. Differential response recognises the opportunity for a range of responses to the needs of children and families. These responses range from intensive statutory interventions through to voluntary engagement, the giving of advice or assistance and referring on to and working alongside other agencies in a co-ordinated and child centred way.

This trend may also have been influenced by permanency planning for children and young people, who are increasingly being placed on Enduring Parental Responsibility Orders, which transfer parental responsibility from the Director-General to the carer. Enduring Parental Responsibility Orders maximise the outcomes for those placed in long term stable out of home care placements.

- b) Care and Protection Services are only able to assess the needs of children and young people in response to child concern reports made by voluntary or mandatory reporters. In circumstances where a report is received, several strategies are in place to ensure that all children and young people who come to the attention of the Director-General are receiving appropriate intervention. These strategies include:

- Relevant data of children and young people who have entered the care of the Director-General are reported on a weekly basis. The data reported includes the number of children and young people on orders, type of order, placement category, whether the child or young person is Aboriginal or Torres Strait Islander and so forth.
- Partnerships with Health, Housing and Education ensure that children and young people are identified and that where necessary, Care and Protection Services intervene in a timely manner.
- Involvement of community partners as members on the Vulnerable Families Reference Group. This ensures a collaborative and shared responsibility to report child concerns promptly and fits within the *Shared Responsibility: Vulnerable Families in the ACT* policy and related guidelines implemented in February 2010 by the Office for Children, Youth and Family Support.
- The increasing positive impact of Application Review Committee to ensure the appropriate child protection orders are sought in a timely manner. A review of the terms of reference and role of the committee was completed in early 2011.
- Care and Protection Services launched the Office for Children, Youth and Family Support Neglect policy - *Understanding Neglect and Shared Responsibility* in late 2010. The Policy reflects an agency commitment to developing and enhancing assessment and intervention for children and young people in the Canberra community who are at risk of, or are experiencing neglect. The policy provides a common basis for understanding and responding to the issue of neglect.
- The Child Protection Case Conferencing has been in operation since October 2009. The Child Protection Case Conferencing process can be used to bring together professionals, primary carers and significant others, to discuss child protection concerns and provide an opportunity for participants to clarify why decisions were made by Care and Protection Services.
- The implementation of the Differential Response Policy as mentioned above.

Approved for circulation to the Standing Committee on Estimates 2011-2012

Signature:



By the Minister for Community Services, Joy Burch MLA

Date:

17.6.11



QON-11/159

MH

## LEGISLATIVE ASSEMBLY FOR THE AUSTRALIAN CAPITAL TERRITORY

### SELECT COMMITTEE ON ESTIMATES 2011-2012

#### ANSWER TO QUESTION ON NOTICE

**Ms Dunne MLA** asked on 25 May 2011:

Ref: BP4, p374

In relation to: Output 4.2 – Care and Protection Services – Kinship care program

- (1) How much of this funding will remain in the directorate and will it be used only for frontline service delivery?
- (2) What range of support programs will be implemented?
- (3) Will these programs be delivered by the not-for profit sector?
- (4) How will the service providers be identified and selected?
- (5) Who will be able to access these programs?
- (6) When will funding for the programs be made available?
- (7) What support services will be available to children after they turn 18 years of age?
- (8) What is the government's response to the continuing claims of the grandparent and kinship care sector, expressed in the community representations to the Estimates Committee on 12 May, of institutionalised abuse of children in this sector by the directorate?
- (9) What measures have been taken to address this issue since it was first raised in the Estimates process in 2010?

**Minister Burch:** The answer to the Member's question is as follows:–

- (1) The program model has not yet been finalised, it is anticipated that two of the outreach positions will be shared with the non-government sector. The funding will provide a dedicated Kinship Support team of initially two and then four outreach workers at locations such as the Child and Family Centres which are managed by the Community Services Directorate. These positions are frontline and will provide direct service delivery.

The funding received is for 4 full time staff including salary and administrative on costs.

- (2) The program model has not yet been finalised. However it is envisaged that there will be dedicated outreach workers focussed on assisting kinship carers at the time of placement to navigate the care and protection system.

In addition to standard case management, staff would offer specialised training and support to kinship carers caring for children with complex problems and requiring a more therapeutic intervention. Staff would also develop, convene and promote alternative mechanisms to support families such as community groups that meet specific needs of carers or children, interest or education groups or child focused activities.

The program will be regionally based, have an education and support group function and will be specifically targeted for kinship carers.

- (3) The community kinship care model will be fully scoped once the first phase of recruitment to the kinship care positions has been completed. The service provided by the program is aimed at the provision of direct service delivery by program staff to address the issues unique to kinship carers and the children in their care.
- (4) Due to the program model not being finalised, it is not possible to comment on selection processes and service providers.
- (5) The Program is available to carers who have been approved as kinship carers by the Director-General, Community Services Directorate.
- (6) The funding becomes available on 1 July 2011.
- (7) The recent success in the ACT Budget bid for support for young people aged 18 – 25 years who have transitioned from the care of the Director-General Care provides \$2.1 million over four years. This program will provide support to young people transitioning from out of home care to independent living; this includes young people placed with a kinship carer. Care and Protection Services is currently in the process of scoping the project and will consult with young people and the out of home care sector before finalising the project.

The Director-General, Community Services Directorate has in place policy that gives direction on how it can meet its responsibility for transition planning for young people aged 15 – 17 years who are transitioning from the care of the Chief Executive.

The policy directs that at the time a young people's orders end, active planning with the young person, their family and identified support systems has commenced 12 months prior to the young person transition from care. In collaboration with the young person and their support system, a written plan has been developed identifying current and future support processes.

Currently, all young people exiting the care of the Director-General are given a 'Leaving Care Package', which includes necessary information and documentation papers such as Birth Certificate, Medicare Card, Driver's Licence; to enable young people to access community support services. The package also contains information on how to access services and financial support such as the Transition to Living Arrangement (TILA)

funds. This is a one-off payment of \$1500 provided by the Australian Government for young people leaving care.


- (8) The Grandparents and Kinship Carers Group have not raised any specific matters regarding institutional abuse in the sector by the Directorate. Without specific allegations and details it is not possible to respond.

Under section 846 of the *Children and Young People Act* the Minister cannot divulge Protected or Sensitive information on individual children and young people

- (9) Please refer to answer to question (8).

Approved for circulation to the Standing Committee on Estimates 2011-2012

Signature:



6.6.11  
Date:

By the Minister for Community Services, Joy Burch MLA



QoN 11/160  
MLA

# LEGISLATIVE ASSEMBLY FOR THE AUSTRALIAN CAPITAL TERRITORY

## SELECT COMMITTEE ON ESTIMATES 2011-2012

### ANSWER TO QUESTION ON NOTICE

VICKI DUNNE MLA : To ask the Minister for Community Services  
Ref: BP4, p347

In relation to: Output 4.2 – Care & Protection Services – Out-of-home care

- (1) How many out-of-home carers currently are supported?
- (2) How many children are supported under those arrangements?
- (3) How many additional out-of-home carers will this additional funding provide support for?
- (4) How many additional children will be supported by this additional funding?
- (5) To what extent will this additional funding allow expansion of the claims menu to which carers can get access?

MS BURCH MLA: the answer to the Member's question is as follows: -

1. As at 31 March 2011, there was 151 approved kinship carers and 213 approved foster care households.
2. As at 31 March 2011, there was 214 children and young people in foster care and 262 children and young people in kinship care.
3. Nil. An adjustment of \$0.523m to the base funding for Out of Home Care was provided in the 2011-12 budget. This funding will assist in meeting the current cost pressures in response to the increased number of children in Out of Home Care.
4. Nil. An adjustment of \$0.523m to the base funding for Out of Home Care was provided in the 2011-12 budget. This funding will assist in meeting the current cost pressures in response to the increased number of children in Out of Home Care.
5. Nil. Subsidies and allowances paid to kinship and foster carers in the ACT are amongst the highest paid (and in some cases the highest) across all jurisdictions. See 'Financial and Non-Financial Support to Formal and Informal Out of Home Carers, Final Report November 2010' (Social Policy Research Centre).

Approved for circulation to the Standing Committee on Estimates 2011-2012

Signature:

Date:

By the Minister for Community Services, Ms Joy Burch MLA

21.6.11



QON - 11 | 161

# LEGISLATIVE ASSEMBLY FOR THE AUSTRALIAN CAPITAL TERRITORY

## SELECT COMMITTEE ON ESTIMATES 2011-2012

### ANSWER TO QUESTION ON NOTICE

**Ms Dunne MLA** asked on 25 May 2011: In relation to:  
Output 4.2-Care & Protection Services-Accountability Indicators

- 1) Strategic Objective: Output 4.2 – Care and Protection Services – Strategic Objectives
  - (a) What are the estimated outcomes for re-substantiation rates for 2010-11?
  - (b) What strategies are in place to achieve the forecast reductions in 2011-12 and the forward estimates ?
- 2) Strategic Objective 8: Stability in Care
  - a) What is the estimated outcome for 2010-11 for the proportion of children exiting care having experienced no more than two placements in care?
  - b) What strategies are in place to achieve the forecast increases in 2011-12 and the forward estimates?

**Minister Burch :** The answer to the Member's questions is as follows:–

- 1) (a) The estimate outcome for re-substantiation rates for 2010-2011 are as follows:
  - (i) 18 % within 3 months of the first child protection report being substantiated.
  - (ii) 32% within 12 months of the first child protection report being substantiated

As at 8 June 2011, the resubstantiation rate for 3 months is at 13% and at 28% within 12 months.

- b) The strategies in place to assist in achieving the forecast reductions in 2011-12 include:

- The work the Directorate is undertaking a realignment of the Differential Response Policy.

Differential response recognises the opportunity for a range of responses to the needs of children and families. These responses range from intensive statutory interventions through to voluntary engagement, the giving of advice or assistance and referring on to and working alongside other agencies in a co-ordinated and child centred way.

A focus on the needs of the child and family will help us to establish an agenda for helping the child and family by onward referral. Differential response supports us in addressing needs – along with partner agencies – outside the

context of 'investigating' allegations of abuse and neglect. A strength and needs based assessment will be undertaken.

Through having a co-ordinated approach and partnership and commitment with the support services, the needs of the family are being addressed thus risks are reduced. Subsequently, a differential response results in less re-reporting on these families.

- 2) (a) The estimated outcome for 2010-2011 for the proportion of children exiting care having experienced no more than two placements in care is 65%
- (b) Several strategies are in place to increase the proportion of children exiting care having experienced no more than two placements in care. These include:
- Care and Protection Services manager placement planning coordinates requests for out of home care and seeks to identify placements that are an appropriate match of the child's needs.
  - The Care and Protection Case Conferencing Team also plays a part in working with the child's family and their support networks to identify realistic and sustainable care plans.
  - A process to match carers to the children and young people either as an interim placement whilst his/her parent(s) address issues interfering with their capacity to parent and identification of carers that are able to care long term if required. These carers are being identified as "concurrent carers" i.e. as having the capacity to move from short-term to long term carers thereby avoiding disruption of the children and young people's early attachment experiences.
  - This year there has also been a focus on further skilling carers through training about therapeutic approaches to foster care. Specialist carers for the On Track Therapeutic Foster Care program are being recruited and trained. A number of additional training sessions have been offered by the Australian Childhood Foundation to other foster and kinship carers to develop their knowledge in caring for children with complex behaviours.
  - The Community Services Directorate recognises the need to provide consistent support to carers in maintaining placements. The position of Carer Liaison Officer within the Directorate was established to provide a focus for identifying issues for carers. Support has since been extended through funding for the Kinship Care Counselling and Mediation Support Service provided by Relationships Australia, and the 2011 budget initiative to appoint identified workers to provide support to Kinship Carers.
  - The Adoptions and Permanent Care Unit within Care and Protection Services is currently undertaking the recruitment, assessment and training of permanent carers. The Adoptions and Permanent Care Unit will also facilitate the linking of children and young people to permanent families, whether as a new care arrangement or consolidation of an existing placement. This will occur through consultations and a formal review and approval process by the Permanency Panel.

Approved for circulation to the Standing Committee on Estimates 2011-2012

Signature:

By the Minister for Community Services, Joy Burch MLA

4.6.11 Date:



**LEGISLATIVE ASSEMBLY FOR THE AUSTRALIAN CAPITAL TERRITORY**

**SELECT COMMITTEE ON ESTIMATES 2011-2012**

*MLA*

**ANSWER TO QUESTION ON NOTICE**

VICKI DUNNE MLA : To ask the Minister for Community Services

Ref: BP4, p347

In relation to : Output 4.2 – Care & Protection Services – Youth transitioning from out-of-home care

- (1) Why has no accountability indicator been developed for this initiative?
- (2) What stakeholder consultation has been or will be held and expert advice sought on the development and implementation of this service and its underpinning policy? If none, why?

MS BURCH MLA: The answer to the Member's question is as follows:-

- 1) Key performance indicators will be developed as part of finalisation and implementation of the service model and these will be reported to stakeholders and Government as appropriate.
- 2) I refer you to the draft discussion paper and the Summary of Responses to the Discussion Paper *Maximising Potential: improving life transitions for young people in care* which can be found on the Community Services Directorate website. These documents outline research and stakeholder consultation which have informed the budget initiative.

Approved for circulation to the Standing Committee on Estimates 2011-2012

Signature:

A handwritten signature in black ink, appearing to read 'J. Burch'.

Date:

14.11.6

By the Minister for Community Services, Ms Joy Burch MLA



QoN 11/163

LEGISLATIVE ASSEMBLY FOR THE AUSTRALIAN CAPITAL TERRITORY

SELECT COMMITTEE ON ESTIMATES 2011-2012

*MLA*

ANSWER TO QUESTION ON NOTICE

VICKI DUNNE MLA : To ask the Minister for Community Services

Ref: BP4, p347

In relation to : Priorities

- (1) 3<sup>rd</sup> dot point – Outcomes Based Service Funding Agreement Purchasing Framework
  - (a) To what extent does the framework intend to provide funding to fewer, larger community service organisations that provide a wider range of services within regional areas in the ACT as opposed to small, specialised agencies that may operate ACT-wide?
  - (b) Why can the framework not have a title that is meaningful to “clients”, as the directorate’s highest priority, and not just a jargonistic one, meaningful only to directorate bureaucrats?
- (2) 4<sup>th</sup> dot point – Respite services
  - (a) What recommendations have been implemented and how and when will their success be measured and reported?
  - (b) What recommendations remain to be implemented?

Minister Burch: The answer to the Member’s question is as follows:

**1a)** The Framework applies to any agency seeking to enter into a contract or maintain the current contract with Community Services Directorate.

**1b)** It is an outcomes based service funding agreement which is the contractual relationship between the provider of services and the funder of services. The clients are Community Service Providers and they are very familiar with the language of a ‘service funding agreement’.

**2a)** The Government’s response to the Standing Committee on Health, Community and Social Services’ Report: Love has its Limits - Respite care services in the ACT was tabled on 5 April 2011. The ACT Government agreed to seven recommendations, agreed in principle to three recommendations, agreed in part to five recommendations and noted 13 recommendations, many of which had already been considered or addressed.

- 2b) Of the 15 recommendations that were agreed, agreed in principle or agreed in part:
- Recommendations 6, 11, 13, 14 and 26 have been completed;
  - Recommendations 1, 3, 4, 7, 12, 17, 18 and 24 have been commenced; and
  - Recommendations 8 and 23 have yet to be commenced.

Approved for circulation to the Standing Committee on Estimates 2011-2012

Signature:



Date:

14.11.06

By the Minister for Community Services, Ms Joy Burch MLA



QON-11/164

MKB

# LEGISLATIVE ASSEMBLY FOR THE AUSTRALIAN CAPITAL TERRITORY

## SELECT COMMITTEE ON ESTIMATES 2011-2012

### ANSWER TO QUESTION ON NOTICE

VICKI DUNNE MLA : To ask the Minister for Community Services

Ref: BP4, p347

In relation to : Output 2.2 – Children Services – Child Care benefits

- (1) How many Canberra families receive Child Care Benefit?
- (2) How many Canberra families have children in care and do not receive CCB?
- (3) How many Canberra families receive the Child Care Tax Rebate, and of those, how many families receive the maximum amount available per child per year?
- (4) How many parents have children in full time care?
- (5) How many families receive both the CCTR and CCB?

The Minister's answer is:

- (1) The ACT Government does not collect this information. Data associated with the Child Care Benefit and the Child Care Rebate is held by the Australian Government.
- (2) The ACT Government does not collect this information. Data associated with the Child Care Benefit and the Child Care Rebate is held by the Australian Government.
- (3) The ACT Government does not collect this information. Data associated with the Child Care Benefit and the Child Care Rebate is held by the Australian Government.
- (4) The ACT Government does not collect this information. Data associated with the Child Care Benefit and the Child Care Rebate is held by the Australian Government.
- (5) The ACT Government does not collect this information. Data associated with the Child Care Benefit and the Child Care Rebate is held by the Australian Government.

Approved for circulation to the Standing Committee on Estimates 2011-2012

Signature:

Date:

14.6.11

By the Minister for Community Services, Ms Joy Burch MLA



QoN 11/165  
MKH

**LEGISLATIVE ASSEMBLY FOR THE AUSTRALIAN CAPITAL TERRITORY**  
**SELECT COMMITTEE ON ESTIMATES 2011-2012**

**ANSWER TO QUESTION ON NOTICE**

VICKI DUNNE MLA : To ask the Minister for Community Services

Ref: Community Services Directorate, Budget Paper 4, page 356, Output Class 4.2

In relation to: Bimberi Youth Justice Centre

1. What is the budget allocation for the Bimberi Youth Justice Centre for the years 2010-11, 2011-12, 2012-13, 2013-14 and 2014-15?
2. Of this budget, how much per year is allocated to:
  - a) Staff costs
  - b) Security
  - c) Training programs for the inmates
  - d) Support services for staff
3. What training programs are available to inmates?
  - a) How many inmates per year take part in these programs?
  - b) What is the cost per person to partake in a program?
4. Please detail the support services and/or programs for staff of the Centre.
  - a) How many staff do these programs support each year?
  - b) What is the cost per staff member for these services and programs?
5. Please provide a comprehensive list of pay grades for all staff employed at the Centre and detail how many staff are currently employed at each level.
  - a) What are the standard overhead costs associated with these staff?

The answer to Ms Dunne's questions are as follows:

1. The budget allocation for 2010-11 to 2014-15 is provided below:

	2010-11	2011-12	2012-13	2013-14	2014-15
	\$'000	\$'000	\$'000	\$'000	\$'000
Total Budget	7,637	8,751	9,831	8,136	8,289

2. (a), (b), (d) Information in regard to staff security, staff costs and support is provided in the table below.

	2010- 11	2011- 12	2012- 13	2013- 14	2014- 15
	\$'000	\$'000	\$'000	\$'000	\$'000
Staff costs <sup>1</sup>	5,103	6,141	7,142	5,367	5,437
Security	241	248	256	263	271
Other Operational <sup>2</sup>	2,29	2,362	2,433	2,506	2,581
Total Budget	7,637	8,751	9,831	8,136	8,289

*Foot Notes:*

1. Additional funding has been provided in 2011-12 and 2012-13 to open the fourth residential unit at Bimberi.

2. Support Services for staff has been included in the other operational cost.

2(c) Educational and vocational programs provided through the Murrumbidgee Education and Training Centre and Canberra Institute of Technology are funded under the Education and Training Directorate.

3. The following is a list of educational and vocational programs undertaken by young people in Bimberi in the 2010-11 financial year:

<b>Organisation</b>	<b>Training Provided</b>	<b>Duration</b>
Department of Education and Training	Alternative education program providing numeracy and literacy, woodwork, metalwork and art	Ongoing during school terms
Canberra Institute of Technology	Learning Options (an accredited sub Year 10 program)	Ongoing during school terms
Canberra Institute of Technology	Access 10 (an accredited Year 10 equivalent program)	Ongoing during school terms
Karabah High School, Queanbeyan, NSW	Year 11 and 12 (through distance education)	Ongoing during school terms
Department of Education and Training	Indigenous Tutoring Program	Ongoing during school terms
Canberra Institute of Technology	Horticulture/Gardening Program	Ongoing during 2010
Australian Children's Music Foundation	Music program	Ongoing during school terms
Bimberi Youth Justice Centre	Sport & Recreation provided by a full-time Sport & Recreation Officer	Ongoing during school terms and school holidays
Bimberi Youth Justice Centre	Barista Skills	Ongoing
Canberra Institute of Technology	White Card Training	Semester 2, 2010
Gugan Gulwan Youth Aboriginal Corporation	Arts Healing Program	Ongoing, once a week
ACT Health, with funding from Nutrition Australia	Living Skills program (nutrition, budgeting, health cooking, safe food handling & hygiene)	Weekly until April 2011
ACT Health, Hepatitis Resource Centre	HRC2, Hepatitis Awareness program	Ongoing, once a month
Parasol	First Aid Training	December 2010
Australian Brick and Block Training Foundation	'Bricks and Blocks' bricklaying Program	September/October school holiday period & Christmas school holiday period
Australian Children's Music Foundation in conjunction with Bimberi Youth Justice Centre	RAP music program	Christmas school holiday period
Police Citizens Youth Club	H2O Canoe Building Program	Christmas school holiday period
Police Citizens Youth Club	'Shove it' Skateboarding Program	Christmas school holiday period
Warehouse Circus	Circus Skills	Christmas school holiday period

<b>Organisation</b>	<b>Training Provided</b>	<b>Duration</b>
Warehouse Circus	Unicycling	Christmas school holiday period
Raiders Football Clinic	Football	Christmas school holiday period
Bimberi Youth Justice Centre	Arts and crafts	Christmas school holiday period & Easter School holiday period
Kulture Break	Dance	Easter school holiday period
Bimberi Youth Justice Centre	Lifeskills/cooking	Easter school holiday period
Construction Industry Training and Employment Association	Certificate II in Construction Pathways - Equivalent to first six months of an apprenticeship in construction.	8 weeks
Construction Industry Training and Employment Association	"Transition to Work"	4 weeks
Royal Life Saving Society	Bronze Medallion Training	1 day
Canberra Institute of Technology	Games Design	1 day x 6 weeks
Canberra Institute of Technology	Hospitality	4 days x 2 weeks, each school term
Canberra Raiders Indigenous Community Team	Coaching/mentoring	Ongoing, once a week.
ACT Women's Legal Service	Legal information sessions	monthly

3(a) All young people at Bimberi Youth Justice Centre are required to attend and participate in daily programs. Young people who cannot participate in education program run through Murrumbidgee Education and Training Centre are provided with educational programs in their unit. Young people's engagement in vocational training programs is based on their personal pathways plan and classification level.

3(b) Educational and vocational programs provided through the Murrumbidgee Education and Training Centre and Canberra Institute of Technology are funded under the Education and Training Directorate.

4. Bimberi staff are encouraged to access the Employee Assistance Program, provided by PCC Worldwide, to seek support for work related and personal issues. The Employee Assistance Program provides employees with confidential and professional counselling at no cost to those individuals. Access to this service is entirely voluntary and appointments are treated as confidential. Staff also receive regular access to supervision and professional development activities. Staff can also approach a supervisor, Bimberi management or members of the Directorate Executive if they require additional support under the ACT Government's Respect Equity and Diversity Framework.

4(a) It is not possible to identify the number of staff accessing various support mechanisms, as they are provided on a confidential basis.

4(b) It is not possible to separately identify the cost of staff accessing various support mechanisms, as they are provided on a confidential basis or incorporated into other budget line items (i.e. the cost of supervision is included in staff costs).

5. A list of classification levels and pay grades are provided below.

<b>Pay Grade</b>	<b>Number of Staff</b>
Senior Officer Grade A (\$115,016)	1
Senior Officer Grade C (\$83,816 - \$90,372)	2
Administrative Service Officer Class 6 (\$66,198 - \$76,043)	8
Administrative Service Officer Class 5 (\$62,295 - \$64,994)	12
Administrative Service Officer Class 4 (\$54,956 - \$59,668)	2
Administrative Service Officer Class 3/4 (\$49,306 - \$59,668)	27
General Service Officer Level 8 (\$52,847)	1
General Service Officer Level 7 (\$48,615 - \$51,449)	1
General Service Officer Level 6 (\$44,960 - \$47,092)	1
General Service Officer Level 5	1
<b>Total</b>	<b>56</b>


5(a) Overhead costs for staff are split into two categories: Salary on costs such as Superannuation, Long Services Leave and Worker's compensation; and Administration on costs such as PC, internet, printer, accommodation, human resources and finance cost.

No figure can be given for the salary on cost as this cost is different for every staff member depending on superannuation arrangements and leave entitlements. The Administration on

cost for 2010-11 is \$ 16,427 per staff member. For 2011-12 the Administration on cost is \$16,838 per staff member.

Approved for circulation to the Standing Committee on Estimates 2011-2012

Signature:



Date:

21.6.11

By the Minister for Community Services, Ms Joy Burch MLA

QoN - 11 / ~~644~~  
166

**LEGISLATIVE ASSEMBLY FOR THE AUSTRALIAN CAPITAL TERRITORY**  
**SELECT COMMITTEE ON ESTIMATES 2011-2012**

*AMH*

**ANSWER TO QUESTION ON NOTICE**

VICKI DUNNE MLA : To ask the Minister for Community Services

Ref: Community Services Directorate, Budget Paper 3, page 107

In relation to : Enhanced Youth Justice Services measure

1. What is the scope of policies and programs that will be developed under this measure?
2. How will this policies and programs be measured?
3. How many places will be supported under this program for the years 2011-12, 2012-13, 2013-14 and 2014-15?
  - a) What is the reason for the funding reduction from the years 2012-13 to 2013-14?

The answer to Ms Dunne's question is as follows:

1. The Enhanced Youth Justice Services initiative will provide base funding for the operation of a fourth residential unit, and will also improve response capacity for young people at risk of remand through the operation of an after-hours bail support service. Further initiatives will be considered in response to the *Towards a Diversionary Framework Discussion Paper*.
2. The cost of Enhanced Youth Justice Services initiative and the clients supported by it will be included in the Youth Services accountability indicator, Output 4.1 (f) – Average cost per Youth Services client. The primary driver for this initiative is to reduce the number of young people in custody, including those remanded in custody through bail refusal or breach of bail.
3. The after-hours bail support service will not have specified number of places. The fourth residential unit at Bimberi has 12 individual cabins that will be utilised to manage the different needs of young people at the Centre (i.e. remand/custodial, male/female, age).
  - a) The ACT Government has provided base funding for the fourth residential unit at Bimberi for 2011-12 and 2012-13, with the expectation that custodial numbers should decrease after that time due to diversionary activities, including the after-hours bail support service. This issue will be monitored and reviewed in 2012-13.

Approved for circulation to the Standing Committee on Estimates 2011-2012

Signature:

Date:

14.6.11

By the Minister for Community Services, Ms Joy Burch MLA



QoN 11/167

MKH

# LEGISLATIVE ASSEMBLY FOR THE AUSTRALIAN CAPITAL TERRITORY

## SELECT COMMITTEE ON ESTIMATES 2011-2012

### ANSWER TO QUESTION ON NOTICE

VICKI DUNNE MLA : To ask the Minister for Community Services

Ref: Community Services Directorate, Budget Paper 4, page 356, Output Class 4.2

In relation to: Kinship Care

1. What is the budgeted amount to support kinship care for the years 2010-11, 2011-12, 2012-13, 2013-14 and 2014-15.
2. What programs or services does this funding support?
  - a) What is the budget allocation for each support program for the years 2010-11, 2011-12, 2012-13, 2013-14 and 2014-15?
3. How will the measure 'Care and Protection Community Kinship Program' support kinship carers and what training will be made available? [Budget Paper 3, page 107]

Minister's response is:

1. In 2010-11 the budget allocation to directly support kinship carers is \$ 5,101,700.

This budget will increase by \$236,000 in 2011-12 with the establishment of the Community Kinship Program, increasing to \$478,000 in 2012-13 and forward years for the full year effect for this program.

Indexation will be applied to the forward year funding in accordance with agreed rates as advised by Treasury.

Kinship carers can also utilise youth and family support programs funded by the Directorate.

2. The following budget has been allocated to each support program for 2010-11\*.

#### *Grandparent Support Funding*

CSD Carer Liaison Officer	\$60,000
Kinship Carers Advocacy and Support Service (KARSS)	\$40,000
Grandparent and Kinship Carers ACT Inc -	\$10,000
Marymead Grandparent Support Program	\$20,000
ATSIS Carer Liaison Officer -	\$97,000**

Kinship Carer mediation and counselling service (Relationship Australia) \$30,000

\*Indexation will be applied to the forward year funding in accordance with the agreed rates as advised by Treasury.

\*\*\$57,000 of this funding has been allocated from within existing Directorate budgets.

*Subsidies and Contingencies*

In 2010-11, it is anticipated the total expenditure for subsidies and contingencies to support kinship carers in contributing to the costs of looking after a child or young person in their care will cost \$4,844,700. This cost is demand driven.

*Community Kinship Program*

Please refer to ACT Government Budget Paper No. 4, page 364.

3. Success of the new model would be measured by:
1. Engagement and involvement by children and families with community agencies;
  2. Stability and continuity of placements for children and young people managed by this program; and
  3. Development and participation by children and their carers in the new community initiative to meet their needs.

In addition to standard case management, staff would offer specialised training and support to kinship carers caring for children with complex problems and requiring a more therapeutic intervention. Staff would also develop, convene and promote alternative mechanisms to support families such as community groups that meet specific needs of carers or children, interest or educational groups or child focus activities.

Approved for circulation to the Standing Committee on Estimates 2011-2012

Signature:



14.6.11  
Date:

By the Minister for Community Services, Ms Joy Burch MLA



**LEGISLATIVE ASSEMBLY FOR THE AUSTRALIAN CAPITAL TERRITORY**

**SELECT COMMITTEE ON ESTIMATES 2011-2012**

**ANSWER TO QUESTION ON NOTICE**

*M.H.*

VICKI DUNNE MLA : To ask the Minister for Community Services

Ref: Community Services Directorate, Budget Paper 3, page 108

In relation to: Children's services scholarship program

1. How many places will this funding support per year?
2. How was this initiative costed? Please include all assumptions, data and the source of the data.

The Minister's response is:

1. The Early Childhood Scholarship Program is aiming to assist a minimum of 76 recipients over a two year period.
2. This initiative was costed to include the following:
  - a. course fees;
  - b. funding to assist centres to backfill staff who study under this program;
  - c. assistance for scholarship recipients to purchase books and equipment; and
  - d. funding for raising awareness and profile of the ACT's early childhood education and care sector.

Approved for circulation to the Standing Committee on Estimates 2011-2012

Signature:

A handwritten signature in black ink, appearing to be 'J. Burch'.

Date:

14.6.11

By the Minister for Community Services, Ms Joy Burch MLA



# LEGISLATIVE ASSEMBLY FOR THE AUSTRALIAN CAPITAL TERRITORY

## SELECT COMMITTEE ON ESTIMATES 2011-2012

### ANSWER TO QUESTION ON NOTICE

VICKI DUNNE MLA : To ask the Minister for Community Services

Ref: Community Services Directorate, Budget paper 3, page 107

In relation to: Supporting Youth Transitioning from Out of Home Care measure

1. How was this measure costed? Please include the methodology, assumptions, data and the source of the data.
2. How many young people will be supported by the program each year?
3. What are the types of services that will be provided to these young people?
4. What other programs does the Government provide to support youth transitioning out of care?
  - a) What is the budget allocation of these programs for the years 2010-11, 2011-12, 2012-13, 2013-14 and 2014-15?

MS BURCH MLA: The answer to the Member's question is as follows:-

1. The measure was costed on the basis of the number of young people leaving out of home care each year and extrapolated across the client group.

Each year there are approximately 30 young people exiting care at 18 years of age. Cumulatively, over time there would be 210 young people aged 18 to 25 who have exited care and may need assistance. In addition, each year there are approximately 60-90 young people, aged 15 to 18 years in out of home care who require leaving care planning to have commenced.

Feedback on the ACT Discussion Paper 2010 *Maximising Potential: improving life transitions for young people in care*, provided a number of themes the model will be based on. This includes coordinated planning, contact by young people with workers who provide ongoing support, access to brokerage funding and support linking young people to existing ACT and Commonwealth services such as The Junction or Centrelink. Young people may also need support to access their records while in care and reconnect with their families.

2. The projected target group is cumulatively 210 young people aged between 18 and 25 years. Initially, services will focus on young people who are about to leave care (approximately 30 a year) or who have just left care. It is initially envisaged that young people who left care at an earlier time will be assisted on an as needs basis. The numbers of young people to receive support is expected to reduce as they become more independent.
3. The model is not finalised. Services will include access to brokerage monies for one off financial assistance, the establishment of a specialist team to focus on the engagement, specific case planning needs and linkages with relevant and existing services.
4. Care and Protection Services policy includes the preparation of a leaving care plan for young people who are on a Care and Protection Order and in out of home care before they reach the age of 18 years. Planning is done in consultation with the young person, carers and relevant service providers.


Care and Protection Services provide a range of ongoing support to young people transitioning from care on an individual needs basis. In 2009-2010 Care and Protection Services provided \$90,000 in contingencies for this group of young people.

There are universal services available for young people over 18 years of age that are funded by the Directorate and other agencies that may be accessed by young people leaving care.

- a) These services are funded through the core service delivery budget. There is no separate allocated budget and expenditure is determined on the basis of assessed need.

Approved for circulation to the Standing Committee on Estimates 2011-2012

Signature:



Date:

By the Minister for Community Services, Ms Joy Burch MLA

20.6.11



QoN-11/170

**LEGISLATIVE ASSEMBLY FOR THE AUSTRALIAN CAPITAL TERRITORY**

**SELECT COMMITTEE ON ESTIMATES 2011-2012**

---

**ANSWER TO QUESTION ON NOTICE**

---

VICKI DUNNE MLA : To ask the Minister for Community Services

Ref: Community Services Directorate, Budget Paper 4, page 355, Output Class 2

In relation to: Child Care Services


1. What are the number of childcare places available in the ACT for:
  - a) Private long day care
  - b) Community-based long day care
  - c) Vacation care (separate community and private)
  - d) Outside school hours care (separate community and private)
2. What are the current vacancies in the ACT for:
  - a) Private long day care
  - b) Community-based long day care
  - c) In what locations are these vacancies
3. What is the current utilisation rate for long day care in the ACT?
4. What are the pay grades for staff in community based day care centres?
  - a) Please provide a list of how many staff are currently employed at each grade and by location.
5. What are the average overhead costs associated with these staff?
6. What is the total number of trained staff working in this industry in the ACT?
  - a) What is the number of these staff working with formal qualifications?
7. Of the long day care centres who currently don't meet the updated child to staff ratio required as of 2014, how many additional staff will be needed per centre? [Minister for Children and Young People media release of 25 May 2011]

The Minister's response is :

1. The number of full time child care places:
  - (a) Long day care - Private/corporate - 2633
  - (b) Long day care - Community based - 5031
  - (c) Vacation care - Private/corporate - 375  
Vacation care - Community based - 2748
  - (d) Outside school hours care – Private/corporate - 706  
Outside school hours care – Community based - 5625
2. The ACT Government does not collect this data.
3. The Office of Early Childhood Education and Care within the Department of Education, Employment and Workplace Relations has released a quarterly snapshot of child care vacancies (December 2010). A total number 111 (75%) ACT services contributed to the snapshot. The snapshot reports that 91% of ACT places are used. That is a vacancy rate of 9% and this is the lowest vacancy rate in Australia.
4. The ACT Government does not collect this data.
5. The ACT Government does not collect this data.
6. The ACT Government does not collect this data.
7. The numbers of qualified staff will depend on the decisions made by individual centres with regards to how they choose to implement the National Quality Standard.

Approved for circulation to the Standing Committee on Estimates 2011-2012

Signature:



Date:

By the Minister for Community Services, Ms Joy Burch MLA

21.6.11



QON 11/90

/ 12/17/6

# LEGISLATIVE ASSEMBLY FOR THE AUSTRALIAN CAPITAL TERRITORY

## SELECT COMMITTEE ON ESTIMATES 2011-2012

### ANSWER TO QUESTION ON NOTICE

**MR DOSZPOT MLA** asked the Minister for Disability, Housing and Community Services

[Ref: Community Services Directorate, Budget Paper 4,]

In relation to: Work Experience and Support Program for Migrants

- a) What is the annual allocation for this program?
- b) How many people participated in this program last year?
- c) How many are anticipated to be engaged in 2011/2012?
- d) How is the program promoted to migrants?
- e) What government departments have engaged in this program in the last two years?
- f) How many of those who complete the program go on to successfully gain employment?
- g) How are agencies selected to deliver the office training? Is it a contestable tender process?
- h) Accountability indicators [BP4 p361] suggest an 85% completion rate as a measure of program success. What other measures are used to assess the program's effectiveness?

Minister Burch : The answer to the Member's question is as follows:-

- a) The annual allocation for this program in 2011-2012 is \$80,000.
- b) 21 people participated in one program in 2010-11, which included one person who had not done the work experience component of the Program from the previous year.
- c) We anticipate 40 people to participate in two programs in 2011-2012.
- d) The Program is promoted to migrants in the ACT through the Community Services Directorate website, the electronic newsletter maintained by the Office of Multicultural Affairs that provides regular information to all multicultural community groups in the ACT, and through information provided by Canberra's multicultural service providers to their clients, as well as through word of mouth by migrants who have undertaken the program in the past.
- e) The following government agencies have participated in the Program in the past two years: Department of Territory and Municipal Services, Department of Education and Training, Department of Treasury, Department of Justice and Community Safety, ACT Health, ACT Planning and Land Authority, Canberra Institute of Technology, and the Department of Disability, Housing and Community Services.
- f) At the conclusion of the 2010-11 Program, 14 of the 21 participants gained employment contracts with ACT Government agencies and one participant gained permanent employment in the local private sector.
- g) A competitive process was carried out by ACT Procurement Solutions.

*Approved*  
16/6

- h) The Program helps long term unemployed participants to gain practical work experience in the Australian workplace and to enhance their opportunities to access and secure sustainable employment. All 21 participants completed the 2010-11 Program and 71% gained short or long term employment at its completion. In addition to program completion rates, the effectiveness of the Program can also be measured by the number of participants who subsequently achieve short or long term employment and the continuing demand for the Program by long term unemployed migrants.

Approved for circulation to the Standing Committee on Estimates 2011-2012

Signature:



Date:

By the Minister for Community Services, Joy Burch MLA

21.6.11



# LEGISLATIVE ASSEMBLY FOR THE AUSTRALIAN CAPITAL TERRITORY

## SELECT COMMITTEE ON ESTIMATES 2011-2012

### ANSWER TO QUESTION ON NOTICE

**MR DOSZPOT MLA** asked the Minister for Community Services

[Ref: Community Services Directorate, Budget Paper 4, page 348]

In relation to: ACT Languages Policy

- a) What exactly is a 'whole of Government' language policy?
- b) Will the priority meet the 2011/2012 deadline set for introduction?
- c) In the language policy Strategy, one objective is that by 2012 all Year 3-8 students in ACT Govt schools will study a language other than English.
  - I. How many ACT public schools are teaching a language other than English in years 3-8?
  - II. Will this objective be met?
- d) What languages are being targeted?
- e) What funds have been directed to the delivery of this program?
- f) Who will manage delivery of this objective? Is it through this Department or the Education and Training Directorate?
- g) What consultation was done with schools and language teachers before setting this objective?
- h) What is the capacity among language teachers to deliver this?
- i) How many language teachers are based in the ACT?
- j) How is it promoted?
- k) What financial and other support has been provided to schools to deliver on this objective?

**Minister Burch** : The answer to the Member's question is as follows:—

- a) What exactly is a 'whole of Government' language policy?

The *ACT Multicultural Strategy 2010-2013* has two objectives relating to languages:

- to provide opportunities for all Canberrans to value, acquire, utilise and maintain language skills for the benefit of the community; and
- to ensure that services and programs are accessible to all Canberrans who do not speak the English language well or at all.

A whole of government language policy provides a framework for the achievement of these objectives and recognises that all functional areas of the ACT Government have a role to play in achieving these objectives.

- b) Will the priority meet the 2011/2012 deadline set for introduction?

The ACT Languages Policy will be delivered in 2011-2012.

- c) In the language policy Strategy, one objective is that by 2012 all Year 3-8 students in ACT Govt schools will study a language other than English.

- I. How many ACT public schools are teaching a language other than English in years 3-8?

The current *Curriculum Requirements in ACT Public Schools (Preschool-Year 10)* Policy requires all primary schools to teach languages for 60 minutes per week in Years 3 to 6. All high schools are required to provide a program to students in Years 7 and 8 for a minimum of 150 minutes a week.

There are currently only two Primary school programs unstaffed (Calwell and Hughes Primary Schools), all other primary and high schools are now offering languages programs in the compulsory years (3-8).

This staged implementation of this initiative has ensured that the objective was achievable. The 2011 Language Census Data demonstrates a steady growth in the number of students learning a language, from 11 117 students in 2008 to 21 233 in 2011. The number of students learning a language has almost doubled in the last three years. Furthermore the successful implementation of this directive has ensured that the ACT is now well placed both in terms of staffing capacity and system pathways to deliver the Australian Curriculum for Languages as it is delivered.

- II. Will this objective be met?

See c.(1) above.

- d) What languages are being targeted?

The Education and Training Directorate supports the teaching of eight priority languages in ACT public schools; four European languages (French, German, Italian and Spanish) and four Asian Languages (Japanese, Chinese, Korean and Indonesian).

- e) What funds have been directed to the delivery of this program?

ACT Government funding from the 2<sup>nd</sup> Appropriation Bill provided extra funding to support all public primary and high schools to provide a languages program by 2011. \$300,000 was committed over three years (2008-2010) to provide high quality interactive language training for primary school teachers and language teachers to ensure quality programs for students.

- f) Who will manage delivery of this objective? Is it through this Department or the Education and Training Directorate?

Education and Training Directorate.

- g) What consultation was done with schools and language teachers before setting this objective

The Education and Training Directorate was involved in consultation around this whole of government policy before its introduction. The Curriculum Support Section has worked with clusters of schools and school executive to support the implementation of this policy and to develop language pathways across schools.

- h) What is the capacity among language teachers to deliver this?

The ACT has a strong track record of having quality language teachers and an extensive support and professional development network. The *Languages Support Plan 2011-2013* aims to further improve the quality of language delivery by providing targeted programs of professional development to develop teachers' language and teaching skills.

The Education and Training Directorate has worked strategically to ensure language programs are staffed and that teacher capacity to deliver quality programs is ensured. This has included prioritising the placement of language teachers in the staffing round and developing teacher capacity to teach languages. This has included an Asian Language Teacher Training Program for teachers of Japanese and Indonesian, funded, through the National Asian Languages and Studies in Schools Program (NALSSP), Tertiary level language refresher classes and teacher pedagogy courses. The Curriculum Support Section of the Education and Training Directorate will continue to develop system capacity by supporting teacher's professional development; ensuring appropriate levels of language skill and the development of quality pedagogy.

- i) How many language teachers are based in the ACT?

Approximately 185 languages teachers are currently engaged in teaching languages in ACT public schools across all year levels.

- j) How is it promoted?

Language programs are being promoted through the distribution of two information brochures designed for students and parents which can be utilised to promote languages at school information nights and community events.

A number of events held annually assist to promote student engagement with languages and promote language learning to the wider community. These include system wide Speech Contests, Fun Days, Poetry Competitions, and Film Festivals. Student attendance at events such as Indonesia Day and Asia Pacific Day at the ANU is also supported through NALSSP funding. A number of local events, such as Korea Day and the French Poetry Competition are organised with the support of local embassies.

- k) What financial and other support has been provided to schools to deliver on this objective?

In implementing this policy, directorate support has been provided to schools to encourage and ensure continuity of language pathways P-12 across school clusters. For primary schools in the first two years of their language program implementation, additional staffing support and resource allocations have been provided.

The Department provides targeted support in the way of professional development and mentors to support teachers. The Curriculum Officer for Languages and the Language Network Leaders, provide languages specific support and professional learning opportunities to language teachers system wide to ensure our teachers have access to quality learning opportunities.

Schools beginning a languages program also receive eight staffing points over two years to assist with the development of curriculum and structures for integrating the teaching of languages into their school plans and to support cluster networks. Schools will be supported to work in clusters to plan for continuity of languages provision from primary to high school. Schools were also provided with an allocation of language specific teaching resources.


To ensure the delivery of quality programs, Primary Curriculum documents were developed in Japanese, Chinese, Italian, French, and Indonesian. Curriculum documents for German and Spanish are now also currently undergoing in school development.

Language teacher's assistants work in a number of schools under different arrangements. The ACT Education and Training Directorate has Memorandums of Understanding (MoUs) with both the Chinese Embassy and the Taipei Cultural Office, for each to provide a Chinese Language Teacher's Assistant to ACT public schools. Through a separate agreement with the Japan Foundation, a Japanese Teacher's Assistant works in two ACT public schools. Seven Japanese Language assistants are currently in schools under a number of different arrangements.

The Directorate's Curriculum Officer for Languages meets regularly with members of the ACT Community Language Group, an external organisation, to facilitate support to the ACT Community Language Schools Association. This support includes the provision of four professional development sessions for Association teachers in 2011.

Approved for circulation to the Standing Committee on Estimates 2011-2012

Signature:



Date:

14.6.11

By the Minister for Community Services, Joy Burch MLA