



LEGISLATIVE ASSEMBLY
FOR THE AUSTRALIAN CAPITAL TERRITORY

SELECT COMMITTEE ON ESTIMATES 2015-16

MR BRENDAN SMYTH MLA (CHAIR), MS MEEGAN FITZHARRIS MLA (DEPUTY CHAIR), DR CHRIS BOURKE MLA, MS NICOLE LAWDER MLA

**ANSWER TO QUESTION TAKEN ON NOTICE
DURING PUBLIC HEARINGS**

Asked by Alistair Coe MLA on 24 June 2015: Shane Rattenbury MLA took on notice the following question(s):

Ref: Hansard Transcript: 24 June 2015 page 939.

In relation to:

How many passengers do not swipe off?



Shane Rattenbury MLA : The answer to the Member's question is as follows:-

During the 2014-15 financial year to date there has been a total of 313,281 instances where a passenger has failed to tag off correctly when using a MyWay card. There have been 14,457,288 instances where passengers have successfully tagged off using a MyWay card.

Approved for circulation to the Select Committee on Estimates 2015-16

Signature:

Date:

30/6/15

By the Minister for Territory and Municipal Services, Shane Rattenbury MLA



LEGISLATIVE ASSEMBLY
FOR THE AUSTRALIAN CAPITAL TERRITORY

SELECT COMMITTEE ON ESTIMATES 2015-16

MR BRENDAN SMYTH MLA (CHAIR), MS MEEGAN FITZHARRIS MLA (DEPUTY CHAIR), DR CHRIS BOURKE MLA, MS NICOLE LAWDER MLA


**ANSWER TO QUESTION TAKEN ON NOTICE
DURING PUBLIC HEARINGS**

Asked by Alistair Coe MLA on 24 June 2015: Shane Rattenbury MLA took on notice the following question(s):

Ref: Hansard Transcript: 24 June 2015 page 940.

In relation to:

How many redundancies in ACTION over the last financial year?



Shane Rattenbury MLA : The answer to the Member's question is as follows:-

Two redundancies were processed in the 2014-15 financial year for staff from within the ACTION corporate area.

Approved for circulation to the Select Committee on Estimates 2015-16

Signature:

Date:

30/6/15

By the Minister for Territory and Municipal Services, Shane Rattenbury MLA



LEGISLATIVE ASSEMBLY
FOR THE AUSTRALIAN CAPITAL TERRITORY

SELECT COMMITTEE ON ESTIMATES 2015-16

MR BRENDAN SMYTH MLA (CHAIR), MS MEEGAN FITZHARRIS MLA (DEPUTY CHAIR), DR CHRIS BOURKE MLA, MS NICOLE LAWDER MLA

**ANSWER TO QUESTION TAKEN ON NOTICE
DURING PUBLIC HEARINGS**

Asked by Brendan Smyth MLA on 24 June 2015: Shane Rattenbury MLA took on notice the following question(s):

Ref: Hansard Transcript 24 June 2015 page 946.

In relation to:

What is the breakdown of ACTION's revenue?

Shane Rattenbury MLA: The answer to the Member's question is as follows:-

The breakdown of non ACT Government user charges in the 2015-16 ACTION budget is:

MyWay Fares	18,453,031
Cash Fares	5,032,969
Charter	692,000
Bus Advertising	545,000
Total	<u>24,723,000</u>



Approved for circulation to the Select Committee on Estimates 2015-16

Signature:

Date:

30/6/15

By the Minister for Territory and Municipal Services, Shane Rattenbury MLA



LEGISLATIVE ASSEMBLY
FOR THE AUSTRALIAN CAPITAL TERRITORY

SELECT COMMITTEE ON ESTIMATES 2015-16

MR BRENDAN SMYTH MLA (CHAIR), MS MEEGAN FITZHARRIS MLA (DEPUTY CHAIR), DR CHRIS BOURKE MLA, MS NICOLE LAWDER MLA


**ANSWER TO QUESTION TAKEN ON NOTICE
DURING PUBLIC HEARINGS**

Asked by Brendan Smyth MLA on 24 June 2015: Shane Rattenbury MLA took on notice the following question(s):

Ref: Hansard Transcript: 24 June 2015 page 946.

In relation to:

Can you please provide a fare comparison of bus networks across Australia?



Shane Rattenbury MLA : The answer to the Member's question is as follows:-

The table below displays the comparison for a MyWay adult peak fare equivalent for other jurisdictions across Australia:

Jurisdiction	Adult Peak Fare
Canberra – ACTION	\$2.91
Sydney – TfNSW	\$4.50
Melbourne – PTV	\$3.76
Brisbane – TransLink	\$4.66
Adelaide – Adelaide Metro	\$3.39
Perth – Transperth	\$3.74
Hobart – Metro Tasmania	\$3.52

Other jurisdictions have distance or zone based ticketing. The examples within the table above are based on an Adult peak fare journey of 13km.

Approved for circulation to the Select Committee on Estimates 2015-16

Signature:

Date:

30/6/15

By the Minister for Territory and Municipal Services, Shane Rattenbury MLA



LEGISLATIVE ASSEMBLY FOR THE AUSTRALIAN CAPITAL TERRITORY

SELECT COMMITTEE ON ESTIMATES 2015-16

MR BRENDAN SMYTH MLA (CHAIR), MS MEEGAN FITZHARRIS MLA (DEPUTY CHAIR), DR CHRIS BOURKE MLA, MS NICOLE LAWDER MLA


ANSWER TO QUESTION TAKEN ON NOTICE DURING PUBLIC HEARINGS

Asked by Meegan Fitzharris MLA on 24 June 2015: Shane Rattenbury MLA took on notice the following question(s):

Ref: Hansard Transcript: 24 June 2015 page 947.

In relation to:

How many full fare paying passengers travel in non-peak times?
Can you please provide a breakdown of the statistics of passengers types during non-peak period times ?



Shane Rattenbury MLA : The answer to the Member's question is as follows:--

For the 2014-15 financial year-to-date, 3,178,070 passenger boardings were recorded by full fare paying passengers (Adults) in non-peak times (weekday off peak and all-day weekends/public holidays). This accounts for 46% of all Adult passenger boardings occurring in non-peak time.

Absolute and proportional breakdowns by travel period for all passenger types are included below:

Passenger	Weekday Peak	Weekday Off-Peak	Weekend	TOTAL
Adult	3,750,937	2,666,335	511,735	6,929,007
Concession	690,183	2,029,874	417,094	3,137,151
Transfers	199,849	646,990	175,218	1,022,057
Student	2,135,118	3,611,774	527,718	6,274,610
	6,776,087	8,954,973	1,631,765	17,362,825

Passenger	Weekday Peak	Weekday Off-Peak	Weekend	TOTAL
Adult	54.1%	38.5%	7.4%	100%
Concession	22.0%	64.7%	13.3%	100%
Transfers	19.6%	63.3%	17.1%	100%
Student	34.0%	57.6%	8.4%	100%

Approved for circulation to the Select Committee on Estimates 2015-16

Signature:

Date:

30/6/15

By the Minister for Territory and Municipal Services, Shane Rattenbury MLA



LEGISLATIVE ASSEMBLY
FOR THE AUSTRALIAN CAPITAL TERRITORY

SELECT COMMITTEE ON ESTIMATES 2015-16

MR BRENDAN SMYTH MLA (CHAIR), MS MEEGAN FITZHARRIS MLA (DEPUTY CHAIR), DR CHRIS BOURKE MLA, MS NICOLE LAWDER MLA

**ANSWER TO QUESTION TAKEN ON NOTICE
DURING PUBLIC HEARINGS**

Asked by Nicole Lawder MLA on 24 June 2015: Shane Rattenbury MLA took on notice the following question(s):

Ref: Hansard Transcript: 24 June 2015 page 948

In relation to:

What is the reason for the \$200,000 rollover for the underground storage tank?



Shane Rattenbury MLA: The answer to the Member's question is as follows:—

This relates to a capital works initiative to replace four underground diesel storage tanks at the Tuggeranong Bus Depot. The rollover was required due to unanticipated construction delays.

Approved for circulation to the Select Committee on Estimates 2015-16

Signature:

Date:

30/6/15

By the Minister for Territory and Municipal Services, Shane Rattenbury MLA



LEGISLATIVE ASSEMBLY
FOR THE AUSTRALIAN CAPITAL TERRITORY

SELECT COMMITTEE ON ESTIMATES 2015-16

MR BRENDAN SMYTH MLA (CHAIR), MS MEEGAN FITZHARRIS MLA (DEPUTY CHAIR), DR CHRIS BOURKE MLA, MS NICOLE LAWDER MLA

**ANSWER TO QUESTION TAKEN ON NOTICE
DURING PUBLIC HEARINGS**

Asked by Nicole Lawder MLA on 24 June 2015: Shane Rattenbury MLA took on notice the following question(s):

Ref: Hansard Transcript: 24 June 2015 page 949

In relation to:

When will the contract for the Erindale bus station be awarded and what is the expected completion date?

Shane Rattenbury MLA: The answer to the Member's question is as follows:-

The contract for the Erindale bus station is expected to be signed in the coming weeks and should be awarded by the end of July 2015. Construction is expected to be completed by February 2016.



Approved for circulation to the Select Committee on Estimates 2015-16

Signature:

Date: 30/6/15


By the Minister for Territory and Municipal Services, Shane Rattenbury MLA



LEGISLATIVE ASSEMBLY
FOR THE AUSTRALIAN CAPITAL TERRITORY

SELECT COMMITTEE ON ESTIMATES 2015-16

MR BRENDAN SMYTH MLA (CHAIR), MS MEEGAN FITZHARRIS MLA (DEPUTY CHAIR), DR CHRIS BOURKE MLA, MS NICOLE LAWDER MLA



**ANSWER TO QUESTION TAKEN ON NOTICE
DURING PUBLIC HEARINGS**

Asked by Nicole Lawder MLA on 24 June 2015: Shane Rattenbury MLA took on notice the following question(s):

Ref: Hansard Transcript: 24 June 2015 page 949.

In relation to:

Can you provide a list of real time ACTION display locations?

Shane Rattenbury MLA: The answer to the Member's question is as follows:—

Real Time Passenger Information Displays (PIDs) have been installed at the following locations:

Cohen Street Bus Station
Belconnen Community Bus Station
Westfield Belconnen Bus station
City Bus Station
Tuggeranong Bus Station
Woden Bus Station.
Gungahlin Bus Station
ANU Bus Station
City West
Kippax

PIDs at Barton Bus Station are currently being installed and due to be operational by the end of July 2015.

Approved for circulation to the Select Committee on Estimates 2015-16

Signature:

A handwritten signature in black ink, appearing to be "Shane Rattenbury".

Date: 30/6/15

By the Minister for Territory and Municipal Services, Shane Rattenbury MLA



LEGISLATIVE ASSEMBLY
FOR THE AUSTRALIAN CAPITAL TERRITORY

SELECT COMMITTEE ON ESTIMATES 2015-16

MR BRENDAN SMYTH MLA (CHAIR), MS MEEGAN FITZHARRIS MLA (DEPUTY CHAIR), DR CHRIS BOURKE MLA, MS NICOLE LAWDER MLA


**ANSWER TO QUESTION TAKEN ON NOTICE
DURING PUBLIC HEARINGS**

Asked by Alistair Coe MLA on 24 June 2015: Shane Rattenbury MLA took on notice the following question(s):

Ref: Hansard Transcript: 24 June 2015 pages 949 and 950

In relation to:

1. What is the cost of the product (AdBlue)?
2. Has it been chosen for emission or efficiency benefits?



Shane Rattenbury MLA: The answer to the Member's question is as follows:-

1. ACTION purchases AdBlue under contract for 68 cents/litre (GST inclusive)
2. AdBlue is used to reduce emissions of oxides of nitrogen from the exhaust of diesel vehicles. There are no particular efficiency benefits.

Approved for circulation to the Select Committee on Estimates 2015-16

Signature:

Date:

30/6/15

By the Minister for Territory and Municipal Services, Shane Rattenbury MLA



LEGISLATIVE ASSEMBLY
FOR THE AUSTRALIAN CAPITAL TERRITORY

SELECT COMMITTEE ON ESTIMATES 2015-16

MR BRENDAN SMYTH MLA (CHAIR), MS MEEGAN FITZHARRIS MLA (DEPUTY CHAIR), DR CHRIS BOURKE MLA, MS NICOLE LAWDER MLA

**ANSWER TO QUESTION TAKEN ON NOTICE
DURING PUBLIC HEARINGS**

Asked by Alistair Coe MLA on 24 June 2015: Shane Rattenbury MLA took on notice the following question(s):

Ref: Hansard Transcript: 24 June 2015 page 951

In relation to:

How much (how many) of the ACTION fleet can be advertised on?

Shane Rattenbury MLA: The answer to the Member's question is as follows:-

All ACTION buses are available to display advertisements.



Approved for circulation to the Select Committee on Estimates 2015-16

Signature:

A handwritten signature in black ink, appearing to be "SR", written over a horizontal line.

Date:

30/6/15

By the Minister for Territory and Municipal Services, Shane Rattenbury MLA



LEGISLATIVE ASSEMBLY
FOR THE AUSTRALIAN CAPITAL TERRITORY

SELECT COMMITTEE ON ESTIMATES 2015-16

MR BRENDAN SMYTH MLA (CHAIR), MS MEEGAN FITZHARRIS MLA (DEPUTY CHAIR), DR CHRIS BOURKE MLA, MS NICOLE LAWDER MLA

**ANSWER TO QUESTION TAKEN ON NOTICE
DURING PUBLIC HEARINGS**



Asked by Brendan Smyth on 24 June 2015: Shane Rattenbury MLA took on notice the following question(s):

Ref: Hansard Transcript: 24 June 2015 page 952.

In relation to:

Please provide an explanation of the figures listed in Budget Statement H, page 38 under the heading **Current Liabilities**.

Provide information on:

- Any variations in figures (where they go up one year and down the next)
- Any duplication of figures (where they remain the same)
- Explanation of what the figures represent/breakdown of figures

Shane Rattenbury MLA : The answer to the Member's question is as follows:—

Payables – The 30/6/16 Budget figure is \$3.523m with subsequent increases of approximately \$1m in the out years.

ACTION spends approximately \$1m each year on major bus components (engines, gearboxes etc), however funding for such expenditure is only allocated in the current year i.e. there is no out year funding in ACTION's budget – therefore ACTION makes a provision for this expected cost and it is reflected as an increase in payables.

Interest bearing liabilities \$341k flat across all years.

This is the portion of the loan which is current (due within one year) as the annual repayment is \$341k this is the amount shown as the current liability. You will note that the non current interest bearing liability drops by this amount each year.

Employee benefits \$22.256m in 14/15 dropping to approximately \$20m in the out years.

Due to the timing of the final pay period the 14/15 figure includes a full accrued pay at 30 June 2015 (approximately \$2.5m), at 30 June 2016 there will only be an accrual for one day (Thursday 30 June 2016).

Other Liabilities \$2.85m flat across all years.

This figure represents the total prepaid balances on Myway cards. Analysis of this balance sheet item over previous financial years has shown that only small variances above and below this figure have occurred and therefore the budget reflects this trend in the out years.

Approved for circulation to the Select Committee on Estimates 2015-16

Signature:



Date:

1/7/15

By the Minister for Territory and Municipal Services, Shane Rattenbury MLA



LEGISLATIVE ASSEMBLY
FOR THE AUSTRALIAN CAPITAL TERRITORY

SELECT COMMITTEE ON ESTIMATES 2015-16

MR BRENDAN SMYTH MLA (CHAIR), MS MEEGAN FITZHARRIS MLA (DEPUTY CHAIR), DR CHRIS BOURKE MLA, MS NICOLE LAWDER MLA

**ANSWER TO QUESTION TAKEN ON NOTICE
DURING PUBLIC HEARINGS**

Asked by Alistair Coe MLA on 24 June 2015: Shane Rattenbury MLA took on notice the following question(s):

Ref: Hansard Transcript: 24 June 2015 page 933

In relation to:

How much will the new ACTION driver seats cost?

Shane Rattenbury MLA : The answer to the Member's question is as follows:—

ACTION purchases two different models of replacement bus driver seats as one model cannot be fitted to all bus types.

The seats range in price from \$2,093 to \$2,325 (ex GST).



Approved for circulation to the Select Committee on Estimates 2015-16

Signature:

Date:

30/6/15

By the Minister for Territory and Municipal Services, Shane Rattenbury MLA




LEGISLATIVE ASSEMBLY
FOR THE AUSTRALIAN CAPITAL TERRITORY

SELECT COMMITTEE ON ESTIMATES 2015-16

MR BRENDAN SMYTH MLA (CHAIR), MS MEEGAN FITZHARRIS MLA (DEPUTY CHAIR), DR CHRIS BOURKE MLA, MS NICOLE LAWDER MLA

**ANSWER TO QUESTION TAKEN ON NOTICE
DURING PUBLIC HEARINGS**



Asked by Chris Bourke MLA on 24 June 2015: Shane Rattenbury MLA took on notice the following question(s):

Ref: Hansard Transcript: 24 June 2015 page 955.

In relation to:

Are more people using the last ACTION service or have people moved onto earlier services?

Shane Rattenbury MLA : The answer to the Member's question is as follows:-

Average passenger boardings for each hour of the evening under Network 12 and Network 14 are presented below:

Time	Network 12	Network 14
9pm to 10pm	615	651
10pm to 11pm	429	306
11pm to Midnight	132	31
TOTAL	1,176	988

The data indicates that while a limited number of passengers have moved their travel to earlier in the evening (9pm to 10pm), the overall number of passengers travelling after 9pm has reduced.

Approved for circulation to the Select Committee on Estimates 2015-16

Signature:

Date:

30/6/15


By the Minister for Territory and Municipal Services, Shane Rattenbury MLA



LEGISLATIVE ASSEMBLY FOR THE AUSTRALIAN CAPITAL TERRITORY

SELECT COMMITTEE ON ESTIMATES 2015-16

MR BRENDAN SMYTH MLA (CHAIR), MS MEEGAN FITZHARRIS MLA (DEPUTY CHAIR), DR CHRIS BOURKE MLA, MS NICOLE LAWDER MLA



ANSWER TO QUESTION TAKEN ON NOTICE DURING PUBLIC HEARINGS

Asked by Alistair Coe MLA on 24 June 2015: Shane Rattenbury MLA took on notice the following question(s):

Ref: Hansard Transcript: 24 June 2015 page 956.

In relation to:

Please provide figures on patronage for buses going into the Parliamentary Triangle, including journey/location information (numbers and percentage)

Shane Rattenbury MLA : The answer to the Member's question is as follows:-

A total of 58,134 passenger journeys were made into the Parliamentary Triangle during the period of all weekdays from Monday, 18 May 2015 to Wednesday, 24 June 2015 inclusive. The origin suburbs for these journeys are presented below:


Origin Suburb	Passenger Journeys	Proportion of Total
City	8,723	15.0%
Gungahlin	4,589	7.9%
Phillip	2,625	4.5%
Kingston	2,035	3.5%
Braddon	1,784	3.1%
Bruce	1,637	2.8%
Belconnen	1,505	2.6%
Dickson	1,461	2.5%
Barton	1,290	2.2%
Narrabundah	1,268	2.2%
O'Connor	1,056	1.8%
Deakin	1,018	1.8%
Harrison	947	1.6%
Ngunnawal	907	1.6%
Ainslie	851	1.5%
Greenway	845	1.5%
Curtin	802	1.4%
Lyneham	778	1.3%
Griffith	776	1.3%
Pearce	747	1.3%
Kaleen	708	1.2%
Fyshwick	676	1.2%
Watson	652	1.1%
Lyons	648	1.1%

Origin Suburb	Passenger Journeys	Proportion of Total
Kambah	631	1.1%
Parkes	615	1.1%
Palmerston	584	1.0%
Wanniassa	580	1.0%
Downer	536	0.9%
Chisholm	530	0.9%
Reid	514	0.9%
Conder	488	0.8%
Campbell	485	0.8%
Garran	467	0.8%
Hughes	461	0.8%
Red Hill	454	0.8%
Latham	435	0.7%
Bonner	429	0.7%
Macgregor	408	0.7%
Amaroo	402	0.7%
Evatt	401	0.7%
Gordon	397	0.7%
Acton	384	0.7%
Richardson	384	0.7%
Weston	366	0.6%
Page	364	0.6%
Torrens	361	0.6%
Russell	328	0.6%
Cook	323	0.6%
Aranda	308	0.5%
Scullin	300	0.5%
Yarralumla	288	0.5%
Hackett	284	0.5%
Turner	279	0.5%
Flynn	278	0.5%
Franklin	276	0.5%
Holt	263	0.5%
Macquarie	252	0.4%
Florey	251	0.4%
Kenny	247	0.4%
Calwell	245	0.4%
Monash	240	0.4%
Nicholls	239	0.4%
Casey	236	0.4%
Forde	232	0.4%
Waramanga	232	0.4%
Bonython	227	0.4%
Dunlop	217	0.4%
McKellar	216	0.4%
Isabella Plains	204	0.4%
Fadden	202	0.3%
Holder	199	0.3%

Origin Suburb	Passenger Journeys	Proportion of Total
Giralang	171	0.3%
Forrest	157	0.3%
Banks	155	0.3%
Hawker	146	0.3%
Mawson	130	0.2%
Fraser	128	0.2%
Crace	122	0.2%
Gowrie	122	0.2%
Farrer	110	0.2%
Higgins	108	0.2%
Rivett	108	0.2%
Spence	106	0.2%
Duffy	99	0.2%
Theodore	99	0.2%
Majura	93	0.2%
Fisher	84	0.1%
Melba	80	0.1%
Weetangera	75	0.1%
Fyshwick	74	0.1%
Chapman	67	0.1%
Mitchell	67	0.1%
Isaacs	54	0.1%
Wright	54	0.1%
Oxley	52	0.1%
Chifley	50	0.1%
Gilmore	37	0.1%
Stirling	34	0.1%
Coombs	33	0.1%
Piallago	32	0.1%
O'Malley	30	0.1%
Charnwood	29	0.0%
Lawson	19	0.0%
Symonston	19	0.0%
Capital Hill	8	0.0%
Inner South (Rural)	6	0.0%
Majura (Rural)	4	0.0%
Hume	2	0.0%
TOTAL	58,134	100%

Approved for circulation to the Select Committee on Estimates 2015-16

Signature:



Date:

1/7/15

By the Minister for Territory and Municipal Services, Shane Rattenbury MLA



LEGISLATIVE ASSEMBLY
FOR THE AUSTRALIAN CAPITAL TERRITORY

QTON No. E15-195

SELECT COMMITTEE ON ESTIMATES 2015-16

MR BRENDAN SMYTH (CHIR), MS MEEGAN FITZHARRIS MLA (DEPUTY CHAIR), DR CHIRS BOURKE MLA, MS NICOLE LAWDER MLA

ANSWER TO QUESTION TAKEN ON NOTICE
DURING PUBLIC HEARINGS

Asked by Ms Lawder on Wednesday 24 June 2015: Mr Corbell took on notice the following question:

From the 2014 report on the trees and the 2010 report, and the one before that, could you advise or take on notice if necessary what percentage of the eucalyptus elata trees on the median strip, between Alinga Street and Flemington Road—so the same sort of information provided before—have a useful life expectancy of over 20 years, according to each of those three reports?

[Ref: Hansard Transcript – 24 June 2015, P90]

In relation to:

Results of the surveys on trees down the Northbourne Avenue corridor.

MINISTER CORBELL: The answer to the Member's question is as follows:–

The CMA reviewed the:

- 2002 assessment of existing Northbourne Avenue *Eucalyptus elata* (River Peppermint) prepared by CityScape Services, ACT Department of Urban Services;
- 2010 'Tree Inventory Report' prepared by Homewood Consulting on behalf of the Territory and Municipal Services Directorate; and
- 2014 'Northbourne Avenue Tree Condition Field Check' prepared by dsb Landscape Architects on behalf of the CMA.

The 2002 tree assessment recorded 607 *Eucalyptus elata* (River Peppermint). The assessment did not state a health rating or Useful Life Expectancy for the trees.

The 2010 tree assessment recorded 531 *Eucalyptus elata* (River Peppermint), with:

- 282 (53%) assessed as Good;
- 127 (24%) assessed as Fair;
- 51 (10%) assessed as Fair-Poor; and
- 71 (13%) assessed as Poor or below.

The 2010 tree assessment report stated 'over 65% have a Useful Life Expectancy of greater than 20 years'.

The 2014 tree assessment recorded 419 *Eucalyptus elata* (River Peppermint), with:

- 247 (59%) assessed as Good;
- 107 (25%) assessed as Fair;
- 58 (14%) assessed as Fair-Poor; and
- 7 (2%) assessed as Poor or below.

The 2014 tree assessment report did not state a Useful Life Expectancy rating.

Approved for circulation to the Select Committee on Estimates 2015-16

Signature:

9.7.15 Date:

By the Minister for Capital Metro, Simon Corbell MLA



LEGISLATIVE ASSEMBLY
FOR THE AUSTRALIAN CAPITAL TERRITORY

QTON

E15-196

SELECT COMMITTEE ON ESTIMATES 2015-16

MR BRENDAN SMYTH (CHAIR), MS MEEGAN FITZHARRIS MLA (DEPUTY CHAIR), DR CHIRS BOURKE MLA, MS NICOLE LAWDER MLA

**ANSWER TO QUESTION TAKEN ON NOTICE
DURING PUBLIC HEARINGS**

Asked by Ms Lawder on Wednesday 24 June 2015: Mr Corbell took on notice the following question:

What was the report before the 2010 one and what did it find?

[Ref: Hansard Transcript – 24 June 2015, P89]

In relation to:

Surveys on trees down the Northbourne Avenue corridor.

MINISTER CORBELL: The answer to the Member's question is as follows:–

A previous assessment of the *Eucalyptus elata* growing in the median of Northbourne Avenue was undertaken in October 2002. The assessment does not make reference to the condition or appearance of a tree unless it affects the potential for the tree to become hazardous.

This report identified 607 existing trees. Six were identified as potentially hazardous and recommended for removal. A further six were noted as being in poor condition and recommended for removal.

The Capital Metro Agency has relied upon assessment reports prepared in 2010 and in 2014.

Approved for circulation to the Select Committee on Estimates 2015-16

Signature:

7.7.15

Date:

By the Minister for Capital Metro, Simon Corbell MLA




LEGISLATIVE ASSEMBLY
FOR THE AUSTRALIAN CAPITAL TERRITORY

SELECT COMMITTEE ON ESTIMATES 2015-16

MR BRENDAN SMYTH (CHAIR), MS MEEGAN FITZHARRIS MLA (DEPUTY CHAIR), DR CHIRS BOURKE MLA, MS NICOLE LAWDER MLA

**ANSWER TO QUESTION TAKEN ON NOTICE
DURING PUBLIC HEARINGS**



Asked by Ms Fitzharris on Wednesday 24 June 2015: Mr Corbell took on notice the following question:

I recall in late 2011 going to consultations both in the city and Gungahlin town centre around light rail and bus as an option. Is that report still available?

[Ref: Hansard Transcript – 24 June 2015, P97]

In relation to:

Reconciliation of previous consultations in 2011, in particular one related to Gungahlin preferences.

MINISTER CORBELL: The answer to the Member's question is as follows:–

In October-November 2011, the ACT Government consulted with the community on the draft Transport for Canberra policy. This policy was finalised in 2012 and is available on the Transport for Canberra website at www.transport.act.gov.au

The ACT Government released a series of project updates, particularly relating to the Gungahlin to City transit corridor, in late 2011 and into 2012. Community consultation was undertaken on this topic from 18 April-25 May 2012, and included Bus Rapid Transit and Light Rail Transit options.

The outcome of the community consultation was made public through the release of *Gungahlin to City Transit Corridor, Project Update 3* which is available on the Capital Metro website at www.capitalmetro.act.gov.au under 2012-2014 Project Updates.

Approved for circulation to the Select Committee on Estimates 2015-16

Signature:

Date:

7.7.15

By the Minister for Capital Metro, Simon Corbell MLA



LEGISLATIVE ASSEMBLY
FOR THE AUSTRALIAN CAPITAL TERRITORY

SELECT COMMITTEE ON ESTIMATES 2015-16

MR BRENDAN SMYTH (CHAIR), MS MEEGAN FITZHARRIS MLA (DEPUTY CHAIR), DR CHIRS BOURKE MLA, MS NICOLE LAWDER MLA

**ANSWER TO QUESTION TAKEN ON NOTICE
DURING PUBLIC HEARINGS**

Asked by Mr Smyth on Wednesday 24 June 2015: Mr Corbell took on notice the following question:

So what are the likely number of services that will be replaced?

[Ref: Hansard Transcript – 24 June 2015, P109]

In relation to:

The number of ACTION services that will be replaced by Capital Metro light rail.



MINISTER CORBELL: The answer to the Member's question is as follows:–

There are currently 14 regular commuter ACTION bus routes that run along the Gungahlin to Civic corridor each day. Some of these routes operate only along a section of the corridor with others being "peak-only" services.

There are currently 19 school bus services which either travel substantially or in part along the route for the light rail each school day. Unlike regular commuter services, the nature of school services means they will require special consideration.

Detailed planning of all bus changes is still underway and will include appropriate consultation with schools and the community as plans develop.

Approved for circulation to the Select Committee on Estimates 2015-16

Signature:

Date:

7.7.15

By the Minister for Capital Metro, Simon Corbell MLA



LEGISLATIVE ASSEMBLY
FOR THE AUSTRALIAN CAPITAL TERRITORY

SELECT COMMITTEE ON ESTIMATES 2015-16

MR BRENDAN SMYTH (CHAIR), MS MEEGAN FITZHARRIS MLA (DEPUTY CHAIR), DR CHIRS BOURKE MLA, MS NICOLE LAWDER MLA

**ANSWER TO QUESTION TAKEN ON NOTICE
DURING PUBLIC HEARINGS**

Asked by Mr Smyth on Wednesday 24 June 2015: Mr Corbell took on notice the following question:

[Were the original projections, revised down] By significant amounts or small amounts?

[Ref: Hansard Transcript – 24 June 2015, P110]

In relation to:

Gold Coast light rail patronage projections being revised down.



MINISTER CORBELL: The answer to the Member's question is as follows:–

According to media sources¹ and Queensland Parliament Hansard², original projections in 2009 estimated approximately 45,000 passengers daily along the 13 kilometre GoldLinQ route. These projections were revised in 2013 to approximately 20,000 passengers per day after the first two years of operation, and 45,000 after 15 years of operation.

Actual passenger numbers have exceeded this revised estimate. To date, passenger numbers average almost 18,000 per day³, with daily numbers up around 20,000 since March 2015⁴.

Approved for circulation to the Select Committee on Estimates 2015-16

Signature:

Date:

7.7.15

By the Minister for Capital Metro, Simon Corbell MLA

¹ Gold Coast's love affair with cars, will it wane by 2018?, Tony Moore, The North West Star, 9 August 2013, <http://www.northweststar.com.au/story/1695226/gold-coasts-love-affair-with-cars-will-it-wane-by-2018/?cs=12>

² QLD Estimates – Transport, Housing and Local Government Committee, Transport and Main Roads, page 5, 25 July 2013, https://www.parliament.qld.gov.au/documents/hansard/2013/2013_07_25_EstimatesTHC.pdf

³ 5 million passengers make G:link a success story, Oliver Probert, Rail Express, <http://www.railexpress.com.au/5-million-passengers-make-glink-a-light-rail-success-story/>

⁴ New report finds tram passenger numbers up, urges for future stages to airport, Andrew Potts, Gold Coast Bulletin, 22 May 2015, <http://www.goldcoastbulletin.com.au/news/gold-coast/new-report-finds-tram-passenger-numbers-up-urges-for-future-stages-to-airport/story-fnj94idh-1227364212928>



LEGISLATIVE ASSEMBLY
FOR THE AUSTRALIAN CAPITAL TERRITORY

SELECT COMMITTEE ON ESTIMATES 2015-16

MR BRENDAN SMYTH MLA (CHAIR), MS MEEGAN FITZHARRIS MLA (DEPUTY CHAIR), DR CHRIS BOURKE MLA, MS NICOLE LAWDER MLA

QUESTION ON NOTICE

Dr Chris Bourke MLA: To ask the Minister for Justice and Community Safety

Regarding:

Output Class 1: Justice Services

1.1 Policy Advice and Justice Programs (*JACSD Budget Statement D*, pp.9, 13.)

In relation to: Alcohol violence

What actions have been taken in the ACT over the last 18 months to counter alcohol related violence including alcohol related domestic violence?

Mr Simon Corbell MLA – the answer to the Member's question is as follows:

On 4 June 2015 I presented the Liquor Amendment Bill 2015 as an immediate package of reforms in response to the Territory's review of the Liquor Act 2010.

The amendments in the Bill will expand the role and membership of the Liquor Advisory Board, introduce secondary supply offences in relation to the supply of liquor to minors on private premises, and strengthen the provisions which require holders of liquor licences and permits to be suitable people.


Work is being undertaken to obtain more information to allow the Government to properly consider more specific measures to address alcohol-related harm, including violence, identified in the Review such as changes to trading hours and outlet density, pricing and promotions.

Over the course of this year, formal consultation will be undertaken to provide an opportunity for the key stakeholders and broader community to have their say, before the Government determines a position on these proposals and the range of other significant issues raised in the review.

All the suggested reforms in the review report are being considered.

INSTRUCTIONS FOR LODGING QUESTIONS ON NOTICES (QON):

1. Each QON should be brought to the Committee Support office as a signed hard copy AND, the same day, emailed in Word format to committees@parliament.act.gov.au
2. This should occur within **3 working days of when you were sent the uncorrected proof transcript**. Day 1 of the 3 working days is the next working day after the working day you were sent the uncorrected proof transcript. **Example:** *If a hearing were held on Monday, and the uncorrected proof transcript of the hearing were circulated the next day, Tuesday, (usual timeframe), the QON should be submitted by close of business on the Friday of that week.*
3. * Number assigned by Committee Support office



Alcohol-related domestic violence

The ACT Government has a strong and ongoing commitment to ending domestic and family violence. The ACT has a number of programs available which support victims of domestic and family violence, and anyone who is suffering from domestic violence is encouraged to make use of those services.

The recent attention given to domestic and family violence reform has received support at a national and local level and the ACT is actively working to make changes to help prevent this type of violence.

The ACT Government has also made a number of announcements including changes to the Victims of Crime Financial Assistance Scheme and the use of \$300,000 from the Confiscated Asset Trust Fund to address domestic and family violence in the ACT.

Following a motion in the ACT Legislative Assembly an Extraordinary Meeting of the Domestic Violence Prevention Council was held on 2 April 2015, and the outcomes of that meeting informed the ACT's position at the Council of Australian Governments. The Council has provided me with a formal report with recommendations which will contribute to informing the Government's reform to laws in the ACT (the report is available at: <http://dvpc.org.au/>).

The report highlights that effective responses to this type of violence require a whole-of-government and whole-of-community response, and that we must all work together towards a culture that does not tolerate domestic and family violence. The report also emphasises the importance of support services for victims and early intervention for perpetrators.

I will table a formal government response to the report in the Legislative Assembly after giving the recommendations the detailed consideration they merit.

The ACT Government has also recently announced that it will progress a reform program to address the 131 recommendations directly relevant to states and territories from the ALRC/NSWLRC Family Violence Inquiry.

I recently announced a major family violence legislative reform program that will address the 131 recommendations directly relevant to states and territories from the Australian and New South Wales Law Reform Commissions' Report titled Family Violence – A National Legal Response (Family Violence Report).

The ACT Government is also exploring options to address immediate concerns raised by the ACT Director of Public Prosecutions and the Family Violence Intervention Program, with a Bill anticipated later this year. The Bill will include a new strangulation offence and allow police to record a complainant's statements and use that as primary evidence of the complainant at any subsequent hearing.

In addition there is a national review underway to ensure that domestic violence orders are recognised across all States and Territories. This scheme will improve information sharing on a national level with the aim to improve safety for women and children escaping domestic violence.

On 30 May 2015 I made a joint announcement with the Minister Assisting the Chief Minister for Social Inclusion and Equality, Yvette Berry MLA, of the appointment of Vicki Parker as the Coordinator-General for Domestic and Family Violence.

The Coordinator-General will coordinate the ACT's efforts to tackle domestic and family violence in our community and oversee domestic and family violence work in the ACT Government. The current accountability and reporting lines within Directorates will remain unchanged.


The role will operate on a cooperative basis in a whole-of-Government approach that ensures that responses to domestic and family violence, including sexual assault, are effective and innovative, and that systems are integrated.

New Data for the Criminal Justice Statistical Profile

Work is underway to expand the Alcohol and other drugs and Domestic and Family Violence data sets available in the ACT Criminal Justice Statistical Profile. The Domestic Violence Prevention Council is being consulted on the changes. Changes being considered include data on alcohol-related assaults and alcohol-related domestic violence assaults.

Approved for circulation to the Select Committee on Estimates 2015-16

Signature:



Date: 7.7.15

By the Attorney-General, Mr Simon Corbell MLA