



LEGISLATIVE ASSEMBLY FOR THE AUSTRALIAN CAPITAL TERRITORY
SELECT COMMITTEE ON ESTIMATES 2012-2013

ANSWER TO QUESTION ON NOTICE



Mr Rattenbury : To ask the Minister for Territory and Municipal Services

[Ref: Budget Paper: 4, page number 110]

In relation to: Funding for the Cotter Catchment

Page 110 of Budget Paper 4 and page 139 of Budget Paper 3 list the Lower Cotter Catchment Plantings as a ceasing initiative.

Is our understanding correct that this was an error?

If yes:

- Will the same level of funding (as detailed in the 2011-12 budget) be retained (\$890,000 over 4 years)?
- Will funding for this initiative be maintained until 2015-16, as per the 2011-12 budget?
- Will Greening Australia continue to be contracted to carry out this important work?

It was our understanding that that this year's budget would include funding for additional staff, funding and at least another ranger to work on the Lower Cotter area.

- Given the critical need for fire management, erosion and pest management work in this area, particularly in ensuring a high standard of water quality for the enlarged dam, why has this funding not been allocated?

Ms Gallagher : The answer to the Member's question is as follows:–

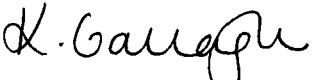
No, funding for the Lower Cotter Catchment Plantings initiative was ceased in the 2012-13 Budget.

TAMS has re-profiled its existing budget to ensure that existing contractual arrangements will be honoured with Greening Australia. This will enable the continuation of all works through to the original contract termination date in August 2013. Discussions have been held with Greening Australia Capital Region management to confirm these arrangements.

Unforeseeable delays experienced in the construction of the Enlarged Cotter Dam delayed the need for additional land management resources for catchment protection. Additional land management resourcing for the Lower Cotter Catchment post the enlarged Cotter Dam will be considered in future budgets.

Priority catchment management functions will continue to be undertaken using existing resources allocated to the Parks and Conservation Service. These functions include fire management activities specified under the Bushfire Operational Plan, and pest management activities under the Environmental Weed Operational Plan and the Vertebrate Pest Operational Plan.

Approved for circulation to the Standing Committee on Estimates 2012-2013

Signature: 

Date: 11.7.12

By the Minister for Territory and Municipal Services, Katy Gallagher MLA.



LEGISLATIVE ASSEMBLY FOR THE AUSTRALIAN CAPITAL TERRITORY
SELECT COMMITTEE ON ESTIMATES 2012-2013

ANSWER TO QUESTION ON NOTICE



Mr Rattenbury : To ask the Minister for Territory and Municipal Services

[Ref: Budget Paper: 4, page number 99]

In relation to: Bushfire Monitoring

The Commissioner for Sustainability and the Environment's investigation into Canberra Nature Park last year revealed that 10% of controlled burns are currently monitored:

- Has this changed since 2011?
- If yes:
 - What proportion of burns are currently monitored?

Can you advise on the frequency and timing of controlled burns, specifically:

- What season(s) are they mostly conducted in?

What is the average length of burn?

Ms Gallagher : The answer to the Member's question is as follows:–

The continuing target for ecological monitoring of hazard reduction burns is 10% of those identified in the Territory and Municipal Services (TAMS) Directorate's Bushfire Operational Plan.

In 2011-12, 4% of burns were monitored for ecological impact. Due to the wet season many of the identified burns were not implemented and consequently the pre and post burn monitoring was not undertaken in 6% of cases.

The frequency of controlled burns is determined by an assessment of fire fuels, risk, weather and ecological guidelines.

Traditionally, hazard reduction burning is undertaken in the autumn months. However, shifting climate patterns have required the land manager to be more responsive in its management of hazard reduction burning, and they may occur throughout the year, whenever climatic conditions are suitable and ecological risks can be adequately managed.

The average burn length is estimated as 6 hours.

Approved for circulation to the Standing Committee on Estimates 2012-2013

Signature: *K. Gallagher*

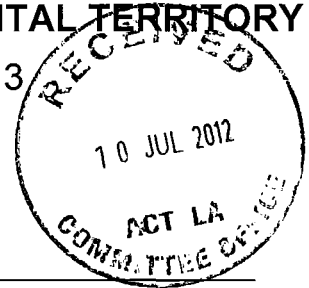
Date: 10.7.12

By the Territory and Municipal Services, Katy Gallagher MLA



LEGISLATIVE ASSEMBLY FOR THE AUSTRALIAN CAPITAL TERRITORY
SELECT COMMITTEE ON ESTIMATES 2012-2013

ANSWER TO QUESTION ON NOTICE



Mr Rattenbury: To ask the Minister for Territory and Municipal Services

In relation to: Grazing at Jerrabomberra Wetlands

According to the 2010 Jerrabomberra Wetlands Plan, all livestock are to be managed away from the water's edge. Given this requirement:

- Why is grazing still occurring at the wetlands?

Has your directorate assessed the water quality impacts resulting from grazing at the wetlands?

Ms Gallagher : The answer to the Member's question is as follows:--

The 2010 Plan of Management for the Jerrabomberra Wetlands Nature Reserve states that controlled grazing will continue as the main means of biomass reduction in exotic grassland in the reserve. Furthermore, the Plan recognises controlled grazing regimes will deliver the land manager the capacity to manipulate habitat to advantage, for example, by creating habitat for waterbirds. Grazing at the Wetlands also provides for bushfire fuel reduction outcomes.

In view of the Commissioner for Sustainability and the Environment's recent investigation into Lake Burley Griffin and its catchments, the Parks and Conservation Service and the Jerrabomberra Wetlands Board of Management are working to identify cattle grazing exclusion zones within the reserve to ensure any impacts on the water quality of the lake are mitigated. These exclusion zones will include all water's edge environments. Fencing work to facilitate grazing exclusion will commence in August 2012.

It should be noted that Lake Burley Griffin's catchment is of considerable size, taking in rural areas in the Australian Capital Territory and in New South Wales. Any impacts from limited and controlled grazing at the Jerrabomberra Wetlands is likely to be negligible.

Approved for circulation to the Standing Committee on Estimates 2012-2013

Signature: *K. Gallagher*


Date: 9.7.12

By the Minister for Territory and Municipal Services, Katy Gallagher MLA



LEGISLATIVE ASSEMBLY FOR THE AUSTRALIAN CAPITAL TERRITORY
SELECT COMMITTEE ON ESTIMATES 2012-2013

ANSWER TO QUESTION ON NOTICE



Mr Rattenbury : To ask the Minister for Territory and Municipal Services

[Ref: Budget Paper: 4, page number 116]

In relation to : Weed control in Lake Burley Griffin

The 2011-12 budget committed \$300,000 over 2 years for weed control in Lake Burley Griffin (BP4, p.86) however p.116 of this year's Budget appears to indicate that only \$100,00 was spent last year and funding for this year has been cut:

- Is this correct?

If yes, why has funding been cut?

Ms Gallagher : The answer to the Member's question is as follows:-

The 2011-12 budget allocated capital funding of \$0.300m to the project 'Invasive Environmental Weed Control – Lake Burley Griffin'. The funding distribution at that time was \$0.150m for 2011-12 and a further \$0.150m for 2012-13.

During the 2011-12 year the budgeted funding was 'reprofiled' bringing forward \$0.100m from the 2012-13 year. The revised funding profile is \$0.250m in 2011-12 and \$0.050m, for the 2012-13 year.

In summary, funding for the weed control remains unchanged.

Approved for circulation to the Standing Committee on Estimates 2012-2013

Signature: *K. Gallagher*


Date 5.7.12

By the Minister for Territory and Municipal Services, Katy Gallagher MLA



LEGISLATIVE ASSEMBLY FOR THE AUSTRALIAN CAPITAL TERRITORY
SELECT COMMITTEE ON ESTIMATES 2012-2013

ANSWER TO QUESTION ON NOTICE



Mr Rattenbury : To ask the Minister for Territory and Municipal Services

[Ref: Budget Paper: 4, page number 99]

In relation to: Management of Nature Reserves

The Commissioner for Sustainability and the Environment's investigation into Canberra Nature Park last year found that 20% of reserves are in or nearing critical condition:

- Other than the \$1 million over four years for Woodland Restoration announced in last year's budget, has any additional funding been allocated to address this situation?

The Commissioner indicated that Operational Plans should be developed for all nature reserves as a matter of high priority:

- Has specific funding been allocated for this work?
- Is there a timeframe for completion of these plans?

How many plans have been completed to date?

Mr Barr: The answer to the Member's question is as follows:--

No additional funding has been provided for land management programs specific to Canberra Nature Park in the 2012-13 budget. However, the provisional allocation of the 2012-13 budget includes approximately \$2.9 million for environmental weed control, rabbit control and ACT Kangaroo Action Plan. Planning is currently underway to allocate these resources to address priority issues across the ACT including Canberra Nature Park.

In regard to the Canberra Nature Park reserve-by-reserve operational plans, eight out of 14 draft plans for high priority sites have been completed to date and will be finalised utilising existing available recurrent funding by June 2013.

Approved for circulation to the Standing Committee on Estimates 2012-2013

Signature: *Andrew Barr*

Date: 17.7.2012


By the A/g Minister for Territory and Municipal Services, Mr Andrew Barr MLA



LEGISLATIVE ASSEMBLY FOR THE AUSTRALIAN CAPITAL TERRITORY

SELECT COMMITTEE ON ESTIMATES 2012-2013

ANSWER TO QUESTION ON NOTICE



Mr Rattenbury : To ask the Minister for Territory and Municipal Services

[Ref: Budget Paper: 4, page number 113]

In relation to: Funding for Park Care Groups

The Environment Commissioner's Nature Park investigation highlights the importance of ParkCare Groups in protecting and maintaining the ACT's nature reserves. It also indicates a lack of financial and other support for their work.

- How much funding has been allocated for ParkCare groups in 2012-13?

Given that continuing to support and facilitate ParkCare Groups is one of the Directorate's stated aims:

- What is the Directorate doing to respond to the Commissioner's finding regarding the lack of funding for the groups?

I understand that a Community Engagement Officer is currently employed by TAMS to provide support for Park Care groups:

- What is the current operating budget for the Engagement Officer?
- Is this budget exclusively for Park Care or does it also cover other activities?

Ms Gallagher : The answer to the Member's question is as follows:--

The total budget allocated for ParkCare Groups in 2012-13 is \$0.116m. This includes funding for the ParkCare Coordinator and operational expenditure.

The operating budget for the ParkCare Coordinator is \$29,000. The operating budget supports ParkCare and Landcare volunteer activities. ParkCare activities are undertaken in the national park and nature reserves and Landcare activities are undertaken in urban open space and rural lands.

The Directorate continues to work through the Commissioner's high priority recommendations, one of which is funding for ParkCare Groups.

Approved for circulation to the Standing Committee on Estimates 2012-2013

Signature: *K. Gallagher*


Date: 9.7.12

By the Minister for Territory and Municipal Services, Katy Gallagher MLA



LEGISLATIVE ASSEMBLY FOR THE AUSTRALIAN CAPITAL TERRITORY
SELECT COMMITTEE ON ESTIMATES 2012-2013

ANSWER TO QUESTION ON NOTICE



Mr Rattenbury : To ask the Minister for Territory and Municipal Services

[Ref: Budget Paper: 4, page number 109]

In relation to: Vertebrate Pest Management

The 2011-12 budget committed \$500,000 over 3 years to rabbit control in nature reserves, however this funding is not referred to in the 2012-13 budget

- Why is this item not listed?
- Has the funding been retained?
- If not, why not?

I note that an additional \$327,000 has been allocated to vertebrate pest management in 2012-13 and 2013-14

- Has any of the previous funding for rabbit control been rolled into this amount?
- Can you provide breakdown of how this funding will be spent, specifically which species will be covered and how much will be allocated to the control of each species?

Katy Gallagher : The answer to the Member's question is as follows:-

Of the \$0.512 million identified for rabbit control in nature reserves in the 2011-12 Budget, \$0.154m has been identified for rabbit control in nature reserves for the 2012-13 financial year. This funding has not been ceased, and has been made available as planned in the 2012-13 Budget allocation for the Territory and Municipal Services (TAMS) Directorate.

No funding from previous years has been rolled over into the \$327,000 initiative allocated for vertebrate pest management in 2012-13 and 2013-14. This is a new initiative.

The Vertebrate Pest Management initiative for 2012-13 and 2013-14 will be allocated as follows:

- \$0.093m will be spent on enabling TAMS to establish and maintain a long term monitoring program of deer abundance and deer impact, which will in turn inform any future control program; and
- The balance of the funds will facilitate the development of a new pig impact monitoring program along with the engagement of an additional employee to increase the ACT Government's capacity to undertake on-ground vertebrate pest control works.

Approved for circulation to the Standing Committee on Estimates 2012-2013

Signature: *K. Gallagher*

Date: 6-7-12

By the Minister for Territory and Municipal Services, Katy Gallagher MLA



LEGISLATIVE ASSEMBLY FOR THE AUSTRALIAN CAPITAL TERRITORY
SELECT COMMITTEE ON ESTIMATES 2012-2013

ANSWER TO QUESTION ON NOTICE



Mr Rattenbury : To ask the Minister for Territory and Municipal Services

In relation to: Pollution control in urban waterways

I understand that TAMS used to have 4 teams to clean out gross pollutant traps but that this was reduced to 1 team during the drought and has not since been increased.

- Is this correct?
- If yes and given the recent periods of heavy rainfall, why haven't additional staff been assigned to this task?

How many staff and how much funding is currently allocated for the management of the GPTs?

- Will any funding for this be provided as part of the \$400,000 for Restoration of Waterways and Surrounds (Budget Paper 4, page 120) allocated in this year's budget?

Ms Gallagher : The answer to the Member's question is as follows:—

No, the cleaning of gross pollutant traps is undertaken by contractors on behalf of Territory and Municipal Services Directorate. The staffing of this task is, therefore, determined by the contractor.

The funding directed to this activity over the previous three years has been:

- \$451,000 in 2009-10
- \$701,000 in 2010-11
- \$947,000 in 2011-12
- \$450,000 is budgeted for 2012-13 but this may be adjusted due to weather conditions (rain, flooding etc) as in previous years.

No funding from the \$400,000 budget allocation for restoration of waterway and surrounds will be used to clean gross pollutant traps.

Approved for circulation to the Standing Committee on Estimates 2012-2013

Signature: *K. Gallagher*


Date: 11.7.12

By the Minister for Territory and Municipal Services, Katy Gallagher MLA



LEGISLATIVE ASSEMBLY FOR THE AUSTRALIAN CAPITAL TERRITORY
SELECT COMMITTEE ON ESTIMATES 2012-2013

ANSWER TO QUESTION ON NOTICE



Mr Rattenbury: To ask the Minister for Territory and Municipal Services

[Ref: Budget Paper: 4, page numbers 109-110]

In relation to : Funding for Pest Plant Management

Last year's budget (Paper 4, page.76) committed almost \$1.8 million over 4 years to pest plant management however this funding does not appear to be listed in the 2012-13 budget:

- Has the 2011-12 allocation be retained?
- If not, why not?

On page 11 of Parks Conservation and Lands' Environmental Weed Control Operations Plan, published earlier this year, it was indicated that \$1-2 million annually would be needed to tackle the 25,000 ha of currently un-treated seriously infested sites. It was also stated that follow-up funding and additional staffing would be required for weed management. How is this recommendation consistent with the level of funding committed for weed control in the 2012-13 budget?

- Does the current and forecast level of funding mean that you will be unable to treat these critical sites?
- What do you anticipate will be the consequence for these sites if they remain untreated?

Under the *Pest Plant and Animals Act 2005*, the Government is required to prepare pest plant management plans for the majority of plants listed on the declared plant register:

- Have all of these plans been prepared?
- If no:
 - How many still need to be developed?

Is there a timeframe for completing the plans?

Ms Gallagher : The answer to the Member's question is as follows:--

The 2012-13 Budget allows approximately \$2.5 million for environmental weed control. This allocation includes:


- initiative funding outlined in the 2011-12 Budget papers;
- initiative funding for the control of willows in the Molonglo River, upstream of Dairy Flat Bridge and downstream of Scrivener Dam; and
- existing base recurrent funding.

This funding will be sufficient to address priority weed control across the Territory.

Section 8(1) of the *Pest Plants and Animals Act 2005* states that "The Minister may prepare a plan (a pest plant management plan) for the management of a pest plant." The Territory and Municipal Services (TAMS) Directorate will work with the Environment and Sustainable Development Directorate in 2012-13 to prioritise the development of pest plant management plans. No plans have been prepared to date.

The ACT Weeds Strategy 2009-2019 provides the strategic framework for the delivery of weed control work across the Territory. Furthermore, TAMS is currently finalising an Environmental Weeds Operations Plan for 2012-13 that will seek to fully commit the entire funding allocation for the year. Full delivery of the program will be subject to climatic conditions.

Approved for circulation to the Standing Committee on Estimates 2012-2013

Signature: 

Date:

12.7.12

By the Minister for Territory and Municipal Services, Katy Gallagher MLA.



LEGISLATIVE ASSEMBLY FOR THE AUSTRALIAN CAPITAL TERRITORY

SELECT COMMITTEE ON ESTIMATES 2012-2013

ANSWER TO QUESTION ON NOTICE



Mr Hanson MLA : To ask the Minister for Health

[Ref: Health, Budget paper 3, page number 111, Output class 1.1]

In relation to : Hospital in the Home

1. In relation to the ACT Health Hospital in the Home (HITH) service for the year to date;
 - (a) what was the total number of patients who utilised HITH;
 - i. At The Canberra Hospital (TCH),
 - ii. At Calvary Public Hospital (Calvary)?
 - (b) what was the total number of 'bed days' that HITH provided?
 - (c) what was the total number of occasions of service?
 - (d) what was the total funding provided for operation of HITH?
 - (e) what was the number of FTE staff employed by category for HITH;
 - i. at TCH,
 - ii. at Calvary?
 - (f) what shifts operate for HITH and what staff by category are rostered on each shift,
 - i. at TCH,
 - ii. at Calvary?
2. In relation to HITH for 2012/13;
 - (a) what is the projected total number of patients expected to utilise HITH;
 - i. At TCH,
 - ii. At Calvary?
 - (b) what is the total number of 'bed days' expected to be provided by HITH?
 - (c) what is the expected total number of occasions of service?
 - (d) what is the total funding appropriated for operation of HITH?
 - (e) what is the expected number of FTE staff employed by category for HITH.
 - i. at TCH,
 - ii. at Calvary?

Mr Barr MLA: The answer to the Member's question is as follows: -

1. In relation to the ACT Health Hospital in the Home (HITH) service for the year to date;

(a) For the period year to date May 2012, the total number of patients who utilised HITH;

- i. At Canberra Hospital was 1,056
- ii. At Calvary Hospital was 539

(b) For the period year to date May 2012, the total number of bed days at Canberra Hospital was 6,192 and 3,438 at Calvary Hospital.

(c) For the period year to date May 2012 the total number of occasions of service at the Canberra Hospital was 3,288 and 598 at Calvary Hospital.

(d) Total funding provided for HITH operation for 2011-2012 is \$3,946,346.

(e) The number of FTE staff employed by category for HITH –

At the Canberra Hospital

Clinical Nurse Consultant	1.19FTE
Registered Nurse Level 2 (RNL2)	15.18FTE
Registered Nurse Level 1 (RNL1)	1.25FTE
Enrolled Nurse Level 2 (ENL2)	3.00FTE

At Calvary

4.5FTE comprised of	
Medical Officer	0.5FTE
Registered Nurses	4.0FTE

(f) The shifts that operate for HITH and the staff by category rostered on each shift are:

Canberra Hospital

Service	Shift Time	Shift Numbers	Staff by Category
Road Service	07:30 - 16:00	X2	Either RNL2 or RNL2 and Senior RNL1
	10:00 – 18:30	X1	As referral nurse or road visits if required
	13:30 – 22:00	X2	In summer RNL2 or RNL2 plus Senior RNL1 In winter RNL2 plus EN or Junior RN
Infusion Service	08:30 – 17:00	X2	RNL2, x 2 RNL1 and EN x 1
Registrar Review	08:00 – 16:30	X2	RNL2 plus ENL2 or RNL1

Calvary Hospital – the usual work pattern is staffing from 7.00am to 6.00pm. This can be amended around specific patient needs with an on call nurse from 6.00pm – 7.00am.

2. In relation to HITH for 2012-13

- (a) The projected total number of patients expected to utilise HITH at the Canberra Hospital is 1,680.

The total number of patients expected to utilise HITH at Calvary Hospital has not been finalised.

- (b) The total number of 'bed days' expected to be provided by HITH at the Canberra Hospital is 9,857 the number at Calvary Hospital has not been finalised.

- (c) The expected total number of occasions of service at Canberra Hospital is 5,230 the number at Calvary Hospital has not been finalised.

- (d) 2012-2013 appropriation is not yet finalised.

- (e) The expected number of FTE staff employed by category for HITH is not yet finalised.

Approved for circulation to the Standing Committee on Estimates 2012-2013

Signature: 

Date: 19. 7. 12

By the Acting Minister for Health, Andrew Barr MLA



LEGISLATIVE ASSEMBLY FOR THE AUSTRALIAN CAPITAL TERRITORY
SELECT COMMITTEE ON ESTIMATES 2012-2013

ANSWER TO QUESTION ON NOTICE



Mr Hanson MLA : To ask the Minister for Health

Ref: Health, Budget paper 4, page number 71

In relation to : Savings Initiatives

1. Please provide a breakdown of Savings Initiatives in the Health Directorate in the following financial years;
- (i) 2012-13,
 - (ii) 2013-14,
 - (iii) 2014-15,
 - (iv) 2015-16.

Ms Gallagher MLA : The answer to the Member's question is as follows:-

A breakdown of the savings initiatives is provided below.

In relation to 'Other Agency Savings', the Health Directorate will report back to Government during 2012-13 on options for achieving these savings.

	2012-13	2013-14	2014-15	2015-16
Travel and Accommodation	144	221	227	233
Printing, Publications, Admin, Postage and Stationery	345	354	363	372
Contractors and Consultants	155	190	195	200
Staff Training, Recruitment and Development	324	332	340	348
Advertising and Marketing	81	125	128	131
Fleet	-	97	198	203
Staff Saving	2,691	2,802	2,897	2,988
Other Agency Savings	-	1,882	4,025	6,037
	3,739	6,002	8,372	10,512

Approved for circulation to the Standing Committee on Estimates 2012-2013

Signature: *K. Gallagher*

Date: 10.7.12

By the Minister for Health, Katy Gallagher MLA



LEGISLATIVE ASSEMBLY FOR THE AUSTRALIAN CAPITAL TERRITORY

SELECT COMMITTEE ON ESTIMATES 2012-2013

ANSWER TO QUESTION ON NOTICE



Mr Hanson MLA : To ask the Minister for Health

Ref: Health, Budget paper 4, page number 78

In relation to : Government Payment for Outputs

1. In the 2011-12 Budget, the total Government Payment for Outputs for 2012-13 was \$924 million. In the 2012-13 Budget the total Government Payment for Outputs for 2012-13 (combined from the Local Hospital Network and the Health Directorate) is \$794 million. What is the reason for the difference?
2. If there is an increase in revenue, please provide a breakdown of additional revenue streams?

Ms Gallagher MLA: The answer to the Member's question is as follows:-

The reduction in Government Payment for Outputs (GPO) relates to the conversion of the Commonwealth National Healthcare Agreement SPP from GPO (previously it was on-passed via ACT Treasury) to Grants from the Commonwealth (refer to the \$169 million - BP4, page 95).

In addition increases relate to new initiative funding announced in the 2012-13 Budget, including the update to the Growth Envelope, higher salary costs, roll overs from 2011-12, revised superannuation rates and increased Commonwealth NPP funding.

Approved for circulation to the Standing Committee on Estimates 2012-2013

Signature: 
By the Minister for Health, Katy Gallagher MLA

Date: 11.7.12



LEGISLATIVE ASSEMBLY FOR THE AUSTRALIAN CAPITAL TERRITORY
SELECT COMMITTEE ON ESTIMATES 2012-2013

ANSWER TO QUESTION ON NOTICE



Mr Hanson MLA : To ask the Minister for Health

Ref: Health, Budget paper 4, page number 65, Output Class 1.1

In relation to : MRI Scanner

1. How many surgeries conducted in the following months used the MRI located in the brain surgery suite at The Canberra Hospital;
 - a) January 2012,
 - b) February 2012,
 - c) March 2012,
 - d) April 2012,
 - e) May 2012?

Ms Gallagher MLA: I am advised that the answer to the Member's question is:

1. From January 2012 to May 2012 there were 105 neurosurgical procedures performed in the Neurosuite, two of which required the use of the intra-operative MRI Scanner.

All neurosurgical patients have been treated as clinically appropriate. Only a small percentage of patients require the use of the intra-operative MRI, but for those cases where it is used, it adds significantly to the provision of care.

Approved for circulation to the Standing Committee on Estimates 2012-2013

Signature: *K. Gallagher*

Date: 11.7.12

By the Minister for Health, Katy Gallagher MLA



LEGISLATIVE ASSEMBLY FOR THE AUSTRALIAN CAPITAL TERRITORY

SELECT COMMITTEE ON ESTIMATES 2012-2013

ANSWER TO QUESTION ON NOTICE



Mr Hanson MLA: To ask the Minister for Health

Ref: Health, Budget paper 4, page number 111, Output Class 1.1

In relation to : Acute Beds

1. Please provide a breakdown of where the additional 13 acute beds at The Canberra Hospital will be provided.

Mr Barr MLA : The answer to the Member's question is as follows:—

1. The additional 13 acute inpatient beds at the Canberra Hospital have been funded to meet general growth in acute inpatient services at Canberra Hospital.

Approved for circulation to the Standing Committee on Estimates 2012-2013

Signature: 

Date: 12.7.12

By Acting Minister for Health, Andrew Barr MLA



LEGISLATIVE ASSEMBLY FOR THE AUSTRALIAN CAPITAL TERRITORY
SELECT COMMITTEE ON ESTIMATES 2012-2013

ANSWER TO QUESTION ON NOTICE



Ms Hanson MLA : To ask the Minister for Health

Ref: Health, Budget paper 3, page number 111, Output Class 1.1

In relation to : Endoscopy

1. In the financial year to date, what is the total number of endoscopy procedures carried out at Canberra Hospital?
2. What is the current median waiting time for an endoscopy procedure at Canberra Hospital?

Ms Gallagher MLA: I am advised that the answer to the Member's question is:

1. In the 2011-12 financial year to date (May 2012) there has been a total of 2463 endoscopy procedures carried out at the Canberra Hospital.
2. The current median waiting time to procedure (May 2012) is 73 days.

Approved for circulation to the Standing Committee on Estimates 2012-2013

Signature: *K. Gallagher*

Date: 10.7.12

By the Minister for Health, Katy Gallagher MLA



LEGISLATIVE ASSEMBLY FOR THE AUSTRALIAN CAPITAL TERRITORY
SELECT COMMITTEE ON ESTIMATES 2012-2013

ANSWER TO QUESTION ON NOTICE



Mr Doszpot MLA: To ask the Minister for Health

Ref: BP4, p70 – Output 1.5

In relation to : Nurses at special schools in Canberra

1. What is the current status of the provision of a qualified nurse at the Woden School ?
2. What is the annual cost of supplying a nursing service at Woden School?
3. What is the annual cost of nursing services at each of the other 3 special schools in Canberra - viz Cranleigh, Malkara and Black Mountain School?
4. Under which Directorate does funding for such a position lie?
5. In determining the level of need for medical support services at a special school What consultation is made with parents or a student's medical advisers to determine the level of need?
6. Who makes the final decision as to whether this position is warranted?

Ms Gallagher MLA: The answer to the Member's questions are as follows:-

1. The Division of Women, Youth and Children Community Health Programs (Health Directorate) has committed to nurse led care at the Woden School until December 2012. This position is jointly funded by the Health Directorate and the Education and Training Directorate as outlined in the Budget Estimates Hearing.

The nurse at Woden School is currently a Clinical Nurse Specialist (RN3.2). She is leading a project in conjunction with Health and Education and Training Directorate staff to develop a whole of government model to address provision of health services to children and young people with complex health issues in all ACT Government schools. Her nursing role at the Woden School is to attend to one child's blood sugar level monitoring which requires four finger pricks per day.

2. The annual cost for the nursing services for 2012 will be \$114,067 (Clinical Nurse Consultant (RN3.2) for 1 February - 27 July, Registered Nurse Level 23 July 2012- December 31 2012)
3. Current annual costs are as follows:
 - Registered Nurse level 1 @ 4.2 FTE - \$456,851 per annum – Black Mountain School 2 FTE, Cranleigh and Malkara 1 FTE, backfill for leave .2 FTE.

- In addition Health Care Support Workers support children with complex health needs in mainstream schools – annual cost \$94,348
4. Funding predominantly lies with the Health Directorate. In the case of Woden Special School, and the mainstream school support, funding is shared between the Health Directorate and the Education and Training Directorate (50% each).
 5. The Special School Nurse provides direct care and support to the students in the special school environment and assists education staff with resources and advice in relation to the student's health and well being. The Nurses provide advice on preventative activities for the students and their families. The nurse is often the first point of contact for the families who seek information, advice and support in health matters.

During enrolment to the school families are required to fill out an Education and Training Directorate general medical information and consent form. This is a standard form across all ACT public schools. Regardless of the answers on this form the nurse telephones all new enrolments to introduce herself and discuss the nurses' role at the school and to offer assistance if required for health care matters.

From information obtained on this enrolment form the nurse is able to identify students with additional health care needs. The level of support is then determined through discussion with the parents and if necessary from the student's medical practitioner, if parental consent is given for this. The child's medical officer is required to authorise the administration of medications by a nurse.

6. Negotiations take place between the family, the medical practitioner and the relevant Nursing Managers within the Division of Women Youth and Children's Community Health Program. Where necessary additional medical advice is sought from the Paediatric Unit.

There are increasing numbers of children with disabilities and health issues attending mainstream and specialist schools throughout the ACT. The current model of providing a nurse at any one school does not enable us best to meet current or increasing needs. New models of care have been implemented in schools, nationally and internationally and there is strong evidence of their effectiveness. For example there is a model successfully implemented in South Australia called Child Health Education Support Service (CHESS) which is a Nurse-led program across all schools for training, resource support and provision of attendant care where children require support for complex health care.

In addition to her clinical role at Woden School the senior nurse is undertaking project work, in conjunction with Health and Education and Training Directorate staff, to develop a whole of government model to address provision of health services to children and young people with complex health issues in all ACT government schools. This work involves examining current best practice models and exploring the feasibility of their implementation here in the ACT. This will be discussed at the budget bid process due in September 2012.

Following initial consultation with key stakeholders broader consultation targeting school communities, other Directorates and consumer representation will commence.

Approved for circulation to the Standing Committee on Estimates 2012-2013

Signature: *K. Gallagher*

Date: 11.7.12

By the Minister for Health, Katy Gallagher MLA



LEGISLATIVE ASSEMBLY FOR THE AUSTRALIAN CAPITAL TERRITORY

SELECT COMMITTEE ON ESTIMATES 2012-2013

ANSWER TO QUESTION ON NOTICE



Ms Amanda Bresnan : To ask the Minister for Education and Training

Ref: Education and Training, Budget paper no 4, page number 395

In relation to : Construction Training

1. How many qualified (Certificate III Level) Steel Fixers, Concreters and Formworkers are currently working in the ACT?
2. How many (Certificate III Level) Steel Fixers, Concreters and Formworkers were trained in each of the last 5 years?
3. How many (Certificate III Level) Steel Fixers, Concreters and Formworkers have signed up for this year's apprenticeship intake?

Minister Bourke: The answer to the Member's question is as follows:—

1. This data could not be sourced through the Education and Training Directorate.
2. The number of qualifications completed for the period 2006 to 2010 is summarised by qualification in the following table:

Year	2006	2007	2008	2009	2010
Qualification					
BCG30203 - Certificate III in Carpentry	20	56	48	169	15
CPC30208 - Certificate III in Carpentry	0	0	0	0	127
CPC30211 - Certificate III in Carpentry	0	0	0	0	0
CPC32008 - Certificate III in Carpentry and Joinery	0	0	0	0	0
CPC32011 - Certificate III in Carpentry and Joinery	0	0	0	0	0
BCG30798 - Certificate III in General Construction (Carpentry - Framework/ Formwork/ Finishing)	2	0	0	0	0
CPC31508 - Certificate III in Formwork/Falsework	0	0	0	0	0
BCG30303 - Certificate III in Concreting	0	0	0	0	0
CPC30308 - Certificate III in Concreting	0	0	0	0	0
CPC30311 - Certificate III in Concreting	0	0	0	0	0
BCG31103 - Certificate III in Steel Fixing	0	1	2	0	0
BCG31298 - Certificate III in General Construction (Concreting/Steelfixing)	0	0	0	0	0
CPC31108 - Certificate III in Steelfixing	0	0	0	0	0
Total	22	57	50	169	142

Source: National Centre for Vocational Education Research, *Vocational Education and Training Provider Collection*.

E12-267

Note: Data for completions in 2011 is not currently available.

3. The number of commencements for 2012 apprentices is summarised in the following table:

Qualification	Commencements
CPC30208 - Certificate III in Carpentry	23
CPC30211 - Certificate III in Carpentry	75
CPC30308 - Certificate III in Concreting	2
Total	100

Note: There were no commencements in other courses covering Steel Fixers, Concreters and Formworkers.

Source: ACT Education and Training Directorate, ACT Vocational Management System database 2012.

Approved for circulation to the Select Committee on Estimates 2012-2013

Signature:



Date: 13/8/12

By the Minister for Education and Training, Dr Chris Bourke MLA



LEGISLATIVE ASSEMBLY FOR THE AUSTRALIAN CAPITAL TERRITORY
SELECT COMMITTEE ON ESTIMATES 2012-2013

ANSWER TO QUESTION ON NOTICE



Mr Brendan Smyth MLA: To ask the Minister for Police and Emergency Services:

Ref: Justice and Community Safety, BP4, page number 270, output class 4.1

In relation to fuel reduction burns during a fire season:

1. As two authorisations are required for a fuel reduction burn to take place during a declared fire season, what happens if the Emergency Services Agency and the Environment Protection Agency disagree over the need for such a burn
2. Which Agency has ultimate authority to make a decision that the burn will or will not proceed.
3. What recourse does the other Agency have in such situations to pursue the course that is considered to be appropriate in their expert opinion.

Mr Corbell MLA: The answer to the Member's question is as follows:—

1. Under Section 49 of the *Environment Protection Act 1997*, environmental authorisation has been granted to the ACT Rural Fire Service and Territory and Municipal Services (TAMS) to conduct hazard reduction burns, subject to conditions relating to smoke management. Under the "worst case" smoke management conditions, the Chief Officer or land manager is required, at most, to consult with the EPA. Such consultation with the EPA may lead to the authorising officer from the fire services or land management agency to impose additional strategies to mitigate impacts, such as further public information, but cannot prevent them from authorising the activity.
2. Either the ACT Rural Fire Service or ACT Fire and Rescue (depending on whether the hazard reduction is inside or outside the Built Up area), or TAMS (on the land they manage), has ultimate authority to make a decision that the burn will or will not proceed.
3. As previously stated, under the authorisation granted the EPA allows the fire service or land manager to make the final call on whether a burn should proceed, although under worst case conditions, any issues must be discussed with the EPA. This process, which the EPA authorisation triggers, is important in ensuring the holder of the authorisation takes into account smoke management impacts on the community, and consideration of requirements in relation to public safety outcomes arising from hazard reduction against potential community impacts arising from the activity.

Approved for circulation to the Select Committee on Estimates 2012-2013

Signature:


Date: 10.7.12

By the Minister for Police and Emergency Services, Mr Simon Corbell MLA



LEGISLATIVE ASSEMBLY FOR THE AUSTRALIAN CAPITAL TERRITORY
SELECT COMMITTEE ON ESTIMATES 2012-2013

ANSWER TO QUESTION ON NOTICE



Mr Brendan Smyth MLA : To ask the Minister for Police and Emergency Services

Ref: Justice and Community Safety, BP4, page number 270, output class 4.1

In relation to the emergency alert system:

1. Why did the post-incident analysis of the Mitchell chemical fire, which occurred in September 2011, prepared by ACT Fire and Rescue, not contain any comments on or analysis of the principle of the procedures which are appropriate for the use of the remote access devices.
2. What has been the outcome of the review of the internal procedures relating to the operation of the remote access devices, including quality assurance and authorisation processes.
3. Why are remote access devices not managed from the Emergency Service Agency (ESA) headquarters, as the headquarters are staffed on a 24 hour basis.
4. How was the decision made that this would be the principle underlying the operation of these devices.
5. Why has the ESA said that, while emergency staff at the ESA headquarters cannot operate the remote access devices because that would 'compromise their primary role', the use of these devices during an emergency is described as a 'critical function'.
6. Why is a person rostered for duty to manage a remote access device from an offsite location, when this arrangement has the potential for duplication of effort in relaying details of an emergency to a remote officer and then having to rely on that officer responding quickly and accurately to the emergency.


Mr Corbell MLA: The answer to the Member's question is as follows:—

1. The use of remote access devices for Emergency Alert was not identified as an issue in preparing the report. Detailed consideration and analysis of the policy and procedures for the use of Emergency Alert was undertaken by the ESA following the Mitchell Chemical Fire and was publicly released on Friday 30 September 2011.
2. Since the review of the use of Emergency Alert, the ESA has undertaken the following measures in relation to the future use of the system:
 - a. the provision of additional training on the use of the Emergency Alert system to nominated operators within the ESA;
 - b. review of the internal procedures relating to the operation of the system, including quality assurance and authorisation processes;
 - c. the development and release of Notifiable Instrument NI2012 – 19 *Commissioner Guidelines relating to the Use of Emergency Alert by the ACT Emergency Services Agency*; and

- d. recognition that in future campaigns, the use of multiple and smaller campaigns may be more appropriate where there are a large number of voice and text messages required to be delivered.
- 3. There is a dedicated workstation at ESA Headquarters for Emergency Alert use that is tested weekly. Additional devices are allocated to nominated officers.
- 4. The decision regarding the policy and procedures relating to the use of remote access devices was made following the post incident analysis of the Mitchell Chemical Fire, as well as following consideration of other jurisdiction's procedures and protocols.
- 5. The ESA Communications Centre is staffed by trained ACT Ambulance and ACT Fire and Rescue personnel who are rostered on 24 hours a day to answer emergency triple zero calls and dispatch appropriate emergency response to incidents and provide coordination and support to that response. The ESA has identified additional officers for the critical Emergency Alert function.
- 6. The provision of Emergency Alert messages during an incident is the responsibility of the Incident Management Team (IMT) who have comprehensive knowledge of the incident and are best placed to issue any alerts or messages to the Canberra community. This provides the IMT with an overview of the incident, its impact on the community and the requirement for any alerts or messages to be issued. Depending on the incident and the location of the IMT, the Nominated Officer may activate Emergency Alert messaging from a remote location (which may include a forward control point) or from ESA Headquarters. By having devices allocated to operators, as well as dedicated at ESA HQ, maximum flexibility is provided for operation of the system.

Approved for circulation to the Select Committee on Estimates 2012-2013

Signature:




Date:

By the Minister for Police and Emergency Services, Mr Simon Corbell MLA



LEGISLATIVE ASSEMBLY FOR THE AUSTRALIAN CAPITAL TERRITORY
SELECT COMMITTEE ON ESTIMATES 2012-2013

ANSWER TO QUESTION ON NOTICE



Mr Brendan Smyth MLA : To ask the Minister for Police and Emergency Services

Ref: Justice and Community Safety, BP4, page number 270, output class 4.1

In relation to Rural Fire Service (RFS) facilities:

1. What is the status of the new Tidbinbilla RFS Shed.
2. Are there any matters outstanding with this Shed and, if so, what are they.
3. Are the RFS volunteers based at this Shed satisfied with the project.
4. Have all the requirements of the development application for this Shed been satisfied and, if not, why not.
5. What is the status of the new Jerrabomberra RFS Shed.
6. Are there any matters outstanding with this Shed and, if so, what are they.
7. Are the RFS volunteers based at this Shed satisfied with the project.
8. Have all the requirements of the development application for this Shed been satisfied and, if not, why not.
9. What is the status of the new Rivers RFS Shed.
10. Are there any matters outstanding with this Shed and, if so, what are they.
11. Are the RFS volunteers based at this Shed satisfied with the project.
12. Have all the requirements of the development application for this Shed been satisfied and, if not, why not.

Mr Corbell MLA: The answer to the Member's question is as follows:—

1. The Tidbinbilla RFS Shed is complete.
2. No.
3. Yes.
4. Yes.
5. The Jerrabomberra RFS Shed is complete.
6. No.
7. Yes.
8. Yes.
9. The new Rivers RFS Shed is complete.
10. Final grassing of soft landscaping to be completed and consolidated.
11. Yes.
12. Yes.

Approved for circulation to the Select Committee on Estimates 2012-2013

Signature:

9.7.12

Date:

By the Minister for Police and Emergency Services, Mr Simon Corbell MLA



LEGISLATIVE ASSEMBLY FOR THE AUSTRALIAN CAPITAL TERRITORY
SELECT COMMITTEE ON ESTIMATES 2012-2013

ANSWER TO QUESTION ON NOTICE



BRENDAN SMYTH: To ask the Minister for Aboriginal and Torres Strait Islander Affairs

[Ref: Community Services, BP4, page number 345, output class 3.2]

In relation to Billabong Aboriginal Development Corporation:

1. Why is Billabong Aboriginal Development Corporation (Billabong) not an Aboriginal organisation.
2. Has Billabong ever been registered as an Aboriginal organisation.
3. If so, under what legislation was Billabong registered.
4. Is Billabong registered under the Corporations Act 2001 and, if so, when did that registration take place.
5. If Billabong is registered under the Corporations Act, did that registration require any substantive amendments to Billabong's Rules, Constitution, Memorandum or Articles of Association.
6. What has been the nature of any contact that the ACT Government has had with Billabong since January 2011.

DR CHRIS BOURKE: The answers to the Member's questions are as follows:—

1. An Aboriginal organisation can be defined in several ways:
 - It can be registered under the Corporations (Aboriginal and Torres Strait Islander) Act 2006; or
 - It can be a member of the National Congress of Australia's First Peoples and therefore meet the definition of an Aboriginal organisation within their constitution; or
 - It can be recognised by the local Aboriginal and Torres Strait Islander community as an Aboriginal organisation.

I am aware that Billabong Aboriginal Corporation was deregistered under the Corporations (Aboriginal and Torres Strait Islander) Act 2006 on 26 November 2008. The Billabong Aboriginal Development Corporation did not exist until 6 November 2008 and it is not registered under the Corporations (Aboriginal and Torres Strait Islander) Act 2006.

Billabong Aboriginal Development Corporation is not a member of the National Congress of Australia's First Peoples.

I am not aware of any significant acknowledgement within the Canberra Aboriginal and Torres Strait Islander community for the recognition of Billabong Aboriginal Development Corporation as an Aboriginal organisation.

2. See (1) above.
3. The Corporations (*Aboriginal and Torres Strait Islander*) Act 2006.
4. Yes, under its current name of Billabong Aboriginal Development Corporation (BADDC) which was registered under the Corporations Act 2001 on 6 November 2008.
5. This is a question for the Board of Billabong Aboriginal Development Corporation.
6. Since January 2011 there has been regular contact between ACT Government representatives and Billabong Aboriginal Development Corporation.

Approved for circulation to the Select Committee on Estimates 2012-2013

Signature:




Date: 5 July 2012

By the Minister for Aboriginal and Torres Strait Islander Affairs, Dr Chris Bourke MLA



LEGISLATIVE ASSEMBLY FOR THE AUSTRALIAN CAPITAL TERRITORY
SELECT COMMITTEE ON ESTIMATES 2012-2013

ANSWER TO QUESTION ON NOTICE



MS LE COUTEUR MLA: To ask the Minister for Economic Development

Economic Development, BP4 p232 Output 1.1: Land Policy and Infrastructure Delivery

With regard to the proposed Woden bus interchange upgrade, what is the estimated cost of the total project?

How much will be paid by Government?

What is the estimated cost of associated roadworks?

What extra development rights and access to parcels of land are being considered or might be considered as part of the Woden bus interchange development?

What would be the value of these extra development rights and access to parcels of land and would it be more or less than the value of the new infrastructure provided by Westfield?

What other adjacent lessees are expected to benefit from the new infrastructure?

What will be the community consultation process and when will it conclude?

How will other landlords and tenants be consulted?

Will the Woden bus interchange development occur if Westfield does not undertake expansion at Woden?

Will any Territory Plan changes be required?

What other plans for the proposed Woden bus interchange upgrade have been considered?

Will any proposed Woden bus interchange upgrade be compatible with light rail?

What is the timeframe for a decision on the plan? What is the timeframe for a construction?

ANDREW BARR MLA : The answer to the Member's question is as follows:—

The total cost to Government is unknown at this stage.

The order of cost to construct new bus layover facilities, establish a temporary bus interchange and modify the road network is \$30 million. This figure will be refined as more detailed investigations are carried out.

Westfield is seeking about 7,000m² of land made up of part of the land currently occupied by the former Woden Police Station and the existing taxi rank. This land will be consolidated with Westfield's existing lease.

Investigations are taking place into the possible surrender by Westfield of about 1,000m² of its current lease at the intersection of Corinna and Callam Streets. Investigations centre on consolidating this parcel with other Territory owned land in order to create a viable third party development opportunity.

Two sites for third party development are also created in the two areas currently used for bus layover.

The value of development opportunities linked to the scheme is unknown at this time.

There are direct benefits to the three privately owned buildings that surround the current interchange and that will be affected by the scheme. As was the case in Belconnen, improvements to the interchange and retail will have economic benefits beyond the immediate area of the works.

Discussions are taking place with major stakeholders and these will be ongoing. Woden Valley Community Council (WVCC) has nominated a Working Group to participate in developing the concept.

There will be one on one discussions with affected landlords and tenants. Should the scheme develop to the point of a Development Application then the normal rights to comment through that process will apply.

The current bus station design relies on activity generated by the retail expansion. A completely new concept will need to be developed if Westfield decides that its expansion does not meet its investment thresholds.

At this stage in the investigations, Territory Plan changes do not appear to be necessary.

Various schemes were considered in the 2003 *Draft Woden Town Centre Master Plan*.

The scheme would not limit future opportunities for light rail.

The Territory and Westfield each committed to the timely investigation of respective issues. A greater sense of the economic and social impacts of the proposal is expected by November 2012.

Approved for circulation to the Select Committee on Estimates 2012-2013

Signature: 


Date: 4.7.12

By the Minister For Economic Development, Andrew Barr MLA



LEGISLATIVE ASSEMBLY FOR THE AUSTRALIAN CAPITAL TERRITORY
SELECT COMMITTEE ON ESTIMATES 2012-2013

ANSWER TO QUESTION ON NOTICE



MS LE COUTEUR: To ask the Minister for Economic Development

Economic Development, BP3 p181 Output 1.6: Land Strategy and Infrastructure Delivery

Page 181 of Budget Paper No 3 allocates \$1.4million in 2012-13 for implementation of commitments in the Molonglo Valley Plan for the Protection of Matters of National Environmental Significance (NES) Plan.

What is the role of the LDA and EDD in ensuring commitments in the Matters of National Environmental Significance Plan are delivered?

What is the breakdown of the Budget funding of \$1.4million? If it is not LDA, who does it go to as it is either TAMS or ESSD that have responsibility for implementing many of the Matters of National Environmental Significance commitments.

Why are there no forward estimates for future years? The Matters of National Environmental Significance Plan has a 30 year time span?

Was any allocation made in 2011-12 to the Matters of National Environmental Significance Plan? If yes what was it and what was it for?

ANDREW BARR MLA : The answer to the Member's question is as follows:-

Following the endorsement of the NES Plan the Directors-General Steering Group on Land Supply agreed in December 2011 that EDD would coordinate, across the ACT Government, the implementation and reporting of the Molonglo NES Plan actions and requirements. The LDA undertake their land development functions within Molonglo consistent with the provisions of the NES Plan.

The Budget funding of \$1.4 million is comprised of \$0.8 million for feasibility and forward design studies, \$0.25 million for the construction of fencing to protect habitat, \$0.1 million for procurement fees and \$0.25 million for project management.

The LDA does not receive funding from this budget bid. The funding will be allocated to EDD and TAMSD to undertake works associated with the implementation of the actions and requirements specified in the NES Plan.

E12-273

The NES Plan requires the development of an Adaptive Management Strategy (AMS) that will set out the framework for achieving the NES Plan's commitments through monitoring, evaluation, experimental design, reporting, auditing and continuous improvement processes. Under the provisions of the NES Plan the AMS has to be completed by April 2013. As the implications of the NES Plan become clearer through the development of the AMS budget bids will be prepared as appropriate.

EDD had no specific budget allocation in 2011-12 for tasks associated with the NES Plan.

Approved for circulation to the Select Committee on Estimates 2012-2013

Signature: 


Date: 3.7.12

By the Minister for Economic Development, Andrew Barr MLA



LEGISLATIVE ASSEMBLY FOR THE AUSTRALIAN CAPITAL TERRITORY
SELECT COMMITTEE ON ESTIMATES 2012-2013

ANSWER TO QUESTION ON NOTICE



Ms Le Couteur: To ask the Minister for Economic Development

Economic Development, BP3 p158 Output 1.6: Land Strategy and Infrastructure Delivery

The allocation for Molonglo Riverside Park Stage 1 in 2012-13 is \$3.8million then \$700,000 in 2013-14 (BP3: 158)

In BP3: p173 it states: "This will provide for essential infrastructure in the Molonglo River Park for the emerging community of Molonglo and fire protection for new suburbs and protect endangered species and communities."

1. Will the Riverside Park include bushfire buffer areas?
2. Will there be capacity to warn park users of bushfire danger when that occurs?
3. How will the Riverside Park protect the habitat of the endangered Pink Tailed Worm Lizard? For example, will you set bushfire buffer areas as separate from the habitat areas so that you can do fuel load reduction ("controlled burns") without endangering the habitat of the lizards by burning them out?
4. The expected ongoing cost of maintaining the Molonglo Riverside Park is set out as an ongoing responsibility for TAMS. How do you negotiate with TAMS on these matters?
5. Does EDD need to take account of the ongoing maintenance costs as it designs and develops Territory infrastructure? What guidelines does it use for designing infrastructure?

Mr Barr: The answer to the Member's question is as follows:—

1. The Molonglo River Park area will include bushfire buffer areas in accordance with the requirements of the *Strategic Bushfire Management Plan for the ACT Version 2* (October 2009).
2. Advance warning of high risk fire days is posted on the ACT Emergency Services Agency website and all major media outlets are notified of total fire bans.
3. The Pink-tail Worm-lizard habitat will be protected from disturbance with physical barriers such as fencing and signage will be used to inform park users of the significance of habitat areas. There are places where high conservation value habitat and outer bushfire asset protection zones will overlap. Low intensity controlled burns (which do not impact upon the low fuel environments of the Pink-tail Worm-lizard habitat) will be used in these areas.

- 4. The Territory and Municipal Services (TAMS) Directorate is the agency responsible for delivering the park capital works program and the Plan of Management for the Molonglo River Park.
- 5. Government infrastructure is planned and designed in accordance with the relevant standards and legislative requirements.

Approved for circulation to the Standing Committee on Estimates 2012-2013

Signature: *Andrew Barr*

Date: 13.7.12

By the Minister for Economic Development, Andrew Barr MLA.



LEGISLATIVE ASSEMBLY FOR THE AUSTRALIAN CAPITAL TERRITORY

SELECT COMMITTEE ON ESTIMATES 2012-2013

ANSWER TO QUESTION ON NOTICE



MS LE COUTEUR MLA: To ask the Minister for Economic Development

[Ref: Portfolio area, Budget paper, page number #, output class]

In relation to the redevelopment of the former Downer primary school site: what are the requirements on Community Housing Canberra in delivering this project?

How will the Community Housing Canberra project assist in the achievement of affordable accommodation for the residents of the inner north?

How will the Community Housing Canberra project deliver the policy around providing affordable aged accommodation for older women in the inner north?

Under the MOU with Community Housing Canberra what number of dwelling sites per annum do you deliver to them?

ANDREW BARR MLA : The answer to the Member's question is as follows:—

The Government has established a partnership with Community Housing Canberra (CHC), a not-for-profit development company established in 1997 to deliver affordable properties for both sale and rent to the ACT community, to assist with delivery of the Affordable Housing Action Plan. In keeping with the terms of this partnership, the Government invited CHC to explore design options for the Downer redevelopment, as explained to community information sessions in February and May 2012.

To fulfil its role in the partnership, CHC has committed to delivering 1,000 new affordable properties, for rent and sale, over the next decade. Should CHC's assessment of the Downer redevelopment proposal indicate its viability and the project proceed, approximately 280 housing units will be delivered to the inner north.

Further, CHC has committed to the inclusion in its design options of some affordable housing suited to older women.

E12-275

The partnership between the Government and CHC is expressed in a Memorandum of Understanding (MOU) agreed between the organisation and the Land Development Agency (LDA). The terms of the MOU require the LDA to annually provide CHC with an indicative schedule of blocks of land available for purchase. The annual schedule is to yield approximately 120 dwelling sites.

Approved for circulation to the Select Committee on Estimates 2012-2013

Signature: *Andrew Barr* Date: 4.7.12

By the Minister For Economic Development, Andrew Barr MLA



LEGISLATIVE ASSEMBLY FOR THE AUSTRALIAN CAPITAL TERRITORY

SELECT COMMITTEE ON ESTIMATES 2012-2013

ANSWER TO QUESTION ON NOTICE



MS LE COUTEUR MLA : To ask the Minister for Health

Ref Health Directorate, Budget Paper No. 4 p66 Output 1.3: Public Health Services

In relation to : the health requirements associated with (1) establishing a dirty Materials Recovery Facility at Mugga Lane to process organic waste; and (2) handling, storage and transport and use of compost from this facility.

1. What are the health requirements around setting up a dirty Materials Recovery Facility at Mugga Lane to process organic waste?
2. What are the health requirements around setting up a composting plant at Mugga Lane to process organic material separated out from the dirty Materials Recovery Facility?
3. What health and safety requirements are there in relation to storage and transport of organic material sourced from:
 - a) the dirty Materials Recovery Facility?
 - b) the associated composting facility?
4. What are the health and safety requirements around use of the composted organic material sourced from the dirty Materials Recovery Facility and what would be the limitations of using this product for agricultural purposes?
5. Would the Health Directorate have an ongoing role in monitoring the agricultural products and their usage?

MR BARR MLA : The answer to the Member's question is as follows:-

In relation to questions 1 to 4, currently there is not an active proposal before Government to establish a Residual Materials Recovery Facility and associated composting facility at Mugga Lane. I refer you to the ACT Waste Strategy 2011-25 for further information. Consideration of the procurement of a Residual MRF is not expected to commence until around 2014 although market sounding may be undertaken prior to this.

As is standard practice Health and Safety issues need to be examined and assessed based upon the risks of specific detailed proposals. The Health Directorate would comment on any such proposal through the established planning process.

In relation to Question 5, the Health Directorate would not have an ongoing role in monitoring the agricultural products and their usage.

Approved for circulation to the Standing Committee on Estimates 2012-2013

Signature: 

Date:

By Acting Minister for Health, Andrew Barr MLA



LEGISLATIVE ASSEMBLY FOR THE AUSTRALIAN CAPITAL TERRITORY

SELECT COMMITTEE ON ESTIMATES 2012-2013

ANSWER TO QUESTION TAKEN ON NOTICE DURING PUBLIC HEARINGS



Asked by Ms Bresnan on 22 June 2012: Mr Adrian Marron took on notice the following question(s):

[Ref: Hansard Transcript 22 June 2012 p 679]

In relation to : Minister's first briefing on the KMR Report

Was the KMR Consulting report brought to the attention of the minister at any stage, because there were obviously some alarming issues that came up in that? How was that communicated?

Minister for Education and Training : The answer to the Member's question is as follows:—

My first briefing from CIT as Minister for Education and Training was on 30 November 2011. Bullying and harassment was discussed at that meeting including the Action Plan that had been developed for the Centre for Tourism and Hotel Management. Weekly meetings with CIT in 2012 made no specific mention of the KMR Report. I was aware of the WorkSafe investigation and the KMR report was brought to my attention following the release of the report by WorkSafe *ACT Investigation into bullying at the Canberra Institute of Technology* on 11 April 2012.

Approved for circulation to the Select Committee on Estimates 2012-2013

Signature:

Date: 29/6/12

By the Minister for Education and Training, Chris Bourke MLA

INSTRUCTIONS FOR ANSWERING QUESTIONS TAKEN ON NOTICE (QTON):

1. QTON answers must be lodged in signed hard copy (not emailed) to the Committee Office within **5 working days of the hearing day when the question was taken on notice**. Day 1 is the first working day after the day of the hearing in which the question is taken on notice. **Example:** *If the question is taken on notice on Monday, you must submit the answer by close of business the following Monday. This applies even if the hearings for the portfolio stretch across several days.*
2. Where an answer provides a referral to sources of information in published documents, the answer should include the exact name of the document, the author and agency publishing the document, the specific page number/s, and a hyperlink to the document, if it is published on the internet.



LEGISLATIVE ASSEMBLY FOR THE AUSTRALIAN CAPITAL TERRITORY

SELECT COMMITTEE ON ESTIMATES 2012-2013

ANSWER TO QUESTION TAKEN ON NOTICE DURING PUBLIC HEARINGS



Asked by Ms Hunter on 22 June 2012: Mr Shane Kay took on notice the following question(s):

Ref: Hansard Transcript 22 June 2012 page 690

In relation to: Savings from environmental measures across CIT

Could you provide for us on notice information about what have been the savings over the last few years—they have been quite significant—and what you are expecting from this tri-gen plant?

Minister for Education and Training: The answer to the Member's question is as follows:—

CIT is saving in the order of \$20,000 per annum by generating its own power in K block (Sustainable Skills Training Hub), about 50 per cent of the total building running cost.

Further to this:

- CIT potable water consumption has decreased over the last two years by 78 Mega Litres, this is a saving of \$379,000
- CIT energy consumption has decreased over last the two years by an average of three per cent, this is an annual saving of \$56,000
- CIT energy use per square metre has decreased by 11 per cent
- CIT greenhouse emissions have decreased (tonnes of CO₂e) by 17 per cent.

Approved for circulation to the Select Committee on Estimates 2012-2013

Signature: 

Date: 29/6/12

By the Minister for Education and Training, Chris Bourke MLA

INSTRUCTIONS FOR ANSWERING QUESTIONS TAKEN ON NOTICE (QTON):

1. QTON answers must be lodged in signed hard copy (not emailed) to the Committee Office within **5 working days of the hearing day when the question was taken on notice**. Day 1 is the first working day after the day of the hearing in which the question is taken on notice. **Example:** *If the question is taken on notice on Monday, you must submit the answer by close of business the following Monday. This applies even if the hearings for the portfolio stretch across several days.*
2. Where an answer provides a referral to sources of information in published documents, the answer should include the exact name of the document, the author and agency publishing the document, the specific page number/s, and a hyperlink to the document, if it is published on the internet.



LEGISLATIVE ASSEMBLY FOR THE AUSTRALIAN CAPITAL TERRITORY

SELECT COMMITTEE ON ESTIMATES 2012-2013

ANSWER TO QUESTION TAKEN ON NOTICE DURING PUBLIC HEARINGS



Asked by Mr Smyth on 22 June 2012: Mr Adrian Marron took on notice the following question(s):

Ref: Hansard Transcript 22 June 2012 p 691

In relation to : The actual number on student outcome figures between 2010 and 2011 as reported in the Budget papers

Minister for Education and Training : The answer to the Member's question is as follows:

Student Outcome figures	2010	2011
Employed after training	86.0%	85.4%
Not employed before training, employed after training	64.9%	55.3%
Employed or in further study after training	93.8%	92.3%
Enrolled in further study after training	37.6%	35.7%
Fully or partly achieved main reason for doing the training	88.1%	84.4%

Note: The response rate to the 2010 and 2011 surveys should be taken into consideration when reading these results. The 2010 figures are based on a response rate of 10.8 per cent while the 2011 figures are based on a response rate of 18.2 per cent both of which are statistically significant for the population size.

Approved for circulation to the Select Committee on Estimates 2012-2013

Signature:

Date: 3/7/12

By the Minister for Education and Training, Chris Bourke MLA

INSTRUCTIONS FOR ANSWERING QUESTIONS TAKEN ON NOTICE (QTON):

1. QTON answers **must** be lodged in signed hard copy (not emailed) to the Committee Office within **5 working days of the hearing day when the question was taken on notice**. Day 1 is the first working day after the day of the hearing in which the question is taken on notice. **Example:** If the question is taken on notice on Monday, you must submit the answer by close of business the following Monday. This applies even if the hearings for the portfolio stretch across several days.
2. Where an answer provides a referral to sources of information in published documents, the answer should include the exact name of the document, the author and agency publishing the document, the specific page number/s, and a hyperlink to the document, if it is published on the internet.



LEGISLATIVE ASSEMBLY FOR THE AUSTRALIAN CAPITAL TERRITORY
SELECT COMMITTEE ON ESTIMATES 2012-2013

ANSWER TO QUESTION TAKEN ON NOTICE
DURING PUBLIC HEARINGS



Asked by Mr Smyth on 22 June 2012 : Ms Carolyn Grayson took on notice the following question(s):

[Ref: Hansard Transcript 22 June 2012 p 692]

In relation to : When a complaint of bullying was made

The 39 matters that were listed there, seven of those have been referred to CIT to process and out of that seven there is one of those that has a reference to bullying.

MR SMYTH: Did that occur before the WorkSafe report or since?

Minister for Education and Training: The answer to the Member's question is as follows:—

The complaint relating to an incident of bullying was lodged with CIT prior to the release of the WorkSafe report on 15 February 2012.

Approved for circulation to the Select Committee on Estimates 2012-2013

Signature:

Date: 29/6/12

By the Minister for Education and Training, Chris Bourke MLA

INSTRUCTIONS FOR ANSWERING QUESTIONS TAKEN ON NOTICE (QTON):

1. QTON answers must be lodged in signed hard copy (not emailed) to the Committee Office within **5 working days of the hearing day when the question was taken on notice**. Day 1 is the first working day after the day of the hearing in which the question is taken on notice. **Example:** *If the question is taken on notice on Monday, you must submit the answer by close of business the following Monday. This applies even if the hearings for the portfolio stretch across several days.*
2. Where an answer provides a referral to sources of information in published documents, the answer should include the exact name of the document, the author and agency publishing the document, the specific page number/s, and a hyperlink to the document, if it is published on the internet.



LEGISLATIVE ASSEMBLY FOR THE AUSTRALIAN CAPITAL TERRITORY

SELECT COMMITTEE ON ESTIMATES 2012-2013

ANSWER TO QUESTION TAKEN ON NOTICE DURING PUBLIC HEARINGS



Asked by Mr Smyth on 22 June 2012: Mr Adrian Marron took on notice the following question(s):

[Ref: Hansard Transcript 22 June 2012 p 699]

In relation to: Government and non-Government funded program enrolments

If we could have it, perhaps, by calendar year for the last two years and the coming year and by financial years for 2010-11, 2011-12 and 2012-13?

Minister for Education and Training: The answer to the Member's question is as follows:—

Enrolments	2010	2011	June 2012	2010/2011	2011/2012
Government	18,302	18,210	12,019	17,861	17,554
Non-Government	11,722	12,509	9,407	11,353	14,359
Total	30,024	30,719	21,426	29,214	31,913

These figures are correct to 27 June 2012. Figures for 2012/2013 are not yet available.

Approved for circulation to the Select Committee on Estimates 2012-2013

Signature:

Date: 29/6/12

By the Minister for Education and Training, Chris Bourke MLA

INSTRUCTIONS FOR ANSWERING QUESTIONS TAKEN ON NOTICE (QTON):

1. QTON answers must be lodged in signed hard copy (not emailed) to the Committee Office within **5 working days of the hearing day when the question was taken on notice**. Day 1 is the first working day after the day of the hearing in which the question is taken on notice. **Example:** *If the question is taken on notice on Monday, you must submit the answer by close of business the following Monday. This applies even if the hearings for the portfolio stretch across several days.*
2. Where an answer provides a referral to sources of information in published documents, the answer should include the exact name of the document, the author and agency publishing the document, the specific page number/s, and a hyperlink to the document, if it is published on the internet.



LEGISLATIVE ASSEMBLY FOR THE AUSTRALIAN CAPITAL TERRITORY
SELECT COMMITTEE ON ESTIMATES 2012-2013

ANSWER TO QUESTION TAKEN ON NOTICE
DURING PUBLIC HEARINGS



Asked by Ms Hunter on 22 June 2012: Mr Adrian Marron took on notice the following question(s):

[Ref: Hansard Transcript 22 June 2012 pp. 699-700]

In relation to : Facilities rented by the Raiders

Could you also take on notice the market rent for the Bruce CIT facilities that are currently being used by the Raiders and how much you actually charge them?

Minister for Education and Training: The answer to the Member's question is as follows:—

Market rental value for land would need to be determined by a registered Valuer.

The Raiders pay \$8,333.40 per annum for the use of oval and \$1.00 per annum for the rental of building. The Raiders meet all utilities costs associated with the facilities they occupy.

Approved for circulation to the Select Committee on Estimates 2012-2013

Signature:

Date: 29/6/12

By the Minister for Education and Training, Chris Bourke MLA

]

INSTRUCTIONS FOR ANSWERING QUESTIONS TAKEN ON NOTICE (QTON):

1. QTON answers must be lodged in signed hard copy (not emailed) to the Committee Office within **5 working days of the hearing day when the question was taken on notice**. Day 1 is the first working day after the day of the hearing in which the question is taken on notice. **Example:** *If the question is taken on notice on Monday, you must submit the answer by close of business the following Monday. This applies even if the hearings for the portfolio stretch across several days.*
2. Where an answer provides a referral to sources of information in published documents, the answer should include the exact name of the document, the author and agency publishing the document, the specific page number/s, and a hyperlink to the document, if it is published on the internet.



LEGISLATIVE ASSEMBLY FOR THE AUSTRALIAN CAPITAL TERRITORY

SELECT COMMITTEE ON ESTIMATES 2012-2013

ANSWER TO QUESTION TAKEN ON NOTICE
DURING PUBLIC HEARINGS



Asked by MR DOSZPOT on 26 June 2012 : Ms Coralie McAlister, Director Human Resources took on notice the following question:

Hansard Transcript 26 June 2012 Page 945

In relation to : Comparison of ACT and NSW teacher pay scales

MR DOSZPOT: Ms McAlister, just a clarification on the examples you gave. They were examples of comparisons with New South Wales teachers' salaries?

MS MCALISTER: No, no, they were comparisons between what they were paid— Ms Coralie, McAlister, Director Human Resources—comparisons between previous wage and new wage now that the enterprise agreement is in place.

MR DOSZPOT: Do you have comparisons as to how they compare to New South Wales?

MS MCALISTER: No, I have mentioned that I will need to take that on notice. That I have said that it is very similar. Some teacher categories are slightly above and some below, but I will need to get that information.

DR CHRIS BOURKE MLA: The answer to the Member's question is as follows:—

The ACTPS Education and Training Directorate (Teaching Staff) Enterprise Agreement 2011-2014 came into operation on 27 April 2012. Under this Agreement, differential pay increases (average five per cent effective from 1 October 2011 ensured salaries for ACT classroom teachers matched those for NSW teachers at each increment level. At the same time, a ninth increment was added to the ACT scale to make it equivalent to the NSW incremental scale. The next pay increase is three per cent on 1 October 2012 for all increment levels.

The NSW enterprise agreement expired on 31 December 2011. No pay agreement has been reached to date. The NSW Government has indicated that future pay rises for NSW teachers will be capped at 2.5 per cent under a public sector wage freeze.

E12-284

The table below shows a comparison of ACT and NSW classroom teacher pay rates at 1 October 2012.

Increment	ACT	NSW
1.1 Graduate	\$58,041	\$58,249
1.2	\$61,131	\$61,246
1.3	\$64,221	\$64,251
2.1	\$67,311	\$67,254
2.2	\$70,401	\$70,254
2.3	\$73,491	\$73,256
2.4	\$76,581	\$76,254
3.1	\$81,731	\$79,260
3.2 Top of range	\$86,881	\$86,880

Approved for circulation to the Select Committee on Estimates 2012-2013

Signature:



Date: 10/7/12

By the Minister for Education and Training, Dr Chris Bourke MLA



LEGISLATIVE ASSEMBLY FOR THE AUSTRALIAN CAPITAL TERRITORY
SELECT COMMITTEE ON ESTIMATES 2012-2013

ANSWER TO QUESTION TAKEN ON NOTICE
DURING PUBLIC HEARINGS



Asked by MR SMYTH on 26 June 2012: Mr Rodney Bray took on notice the following question(s):

MR SMYTH: Could we have the list of the 10 sites that you are investigating, please?

Mr Bray: I will get the list and confirm it; I am happy to provide that on notice.

Ref: Hansard Transcript Tuesday 26 June 2012 PAGE 971-972

In relation to : Carpark/traffic improvement capital works – list of sites

DR CHRIS BOURKE MLA : The answer to the Member's question is as follows:–

Car park and traffic improvement reports have been completed at the following ACT public schools:

- Mawson Primary School
- Florey Primary School
- Melba Copland (Melba campus)
- Fraser Primary School
- Weetangera Primary School
- Curtin Primary School
- Southern Cross Early Childhood School
- Wanniasa Hills Primary School
- Kaleen Primary School
- Campbell High School
- Narrabundah Early Childhood School
- Alfred Deakin High School
- Duffy Primary School
- Namadgi School

Approved for circulation to the Select Committee on Estimates 2012-2013

Signature: 

Date: 10/7/12

By the Minister for Education and Training, Dr Chris Bourke MLA



LEGISLATIVE ASSEMBLY FOR THE AUSTRALIAN CAPITAL TERRITORY
SELECT COMMITTEE ON ESTIMATES 2012-2013

ANSWER TO QUESTION TAKEN ON NOTICE
DURING PUBLIC HEARINGS



Asked by MR SMYTH on Tuesday 26 June 2012: Mr Rodney Bray took on notice the following question(s):

Ref: Hansard Transcript Tuesday 26 June 2012 PAGE 974

Mr Bray: A lot of our schools are approaching well over 30 years of age, so we have started a program. We went around all the schools and we put a sort of rating against each of the conditions of the toilets in the various schools. The program will result in about 22 schools having a female and male toilet block upgraded.

In order to spread the benefit around to as many schools as possible we made a decision we would not upgrade all the toilet blocks at a smaller number of schools; we decided we would try and spread the number of upgraded toilets across a large number of schools by doing at least one male and female toilet block at each of the 22 schools. When we complete that work in the 2012-13 financial year we will hopefully go back and put in a budget bid to Treasury to fund stage 2 and we will try to keep that program going until we have got through all the schools.

MR SMYTH: So which schools will be funded in this year's allocation?

Mr Bray: I have got the list, but, rather than reading out the list here, I can table that information.

DR BOURKE: The answer to the Member's question is as follows:-

In total, 23 ACT public schools will receive toilet upgrades in the 2011-12 and 2012-13 financial years. This includes schools funded through the School Toilet Upgrade Program – Stage 1 and the annual schools Capital Upgrades Program.

Primary Schools

2011-12 Works completed

- Wanniasa Hills Primary School
- Campbell Primary School
- Red Hill School

2012-13

- Hawker Primary School
- Aranda Primary School
- Evatt Primary School
- Gold Creek School – Junior Campus
- Chapman Primary School

- Florey Primary School
- Latham Primary School
- Macquarie Primary School
- North Ainslie Primary School
- Turner School
- Wanniassa School – Junior Campus
- Yarralumla Primary School

E12-288

High Schools:

- Belconnen High School
- Calwell High School
- Lyneham High School
- Melba High School
- Stromlo High School
- Wanniassa School – Senior Campus

Colleges:

- Erindale College

Other:

- The Woden School

Approved for circulation to the Select Committee on Estimates 2012-2013

Signature:



Date: 10/7/12


By the Education and Training, Dr Chris Bourke MLA



LEGISLATIVE ASSEMBLY FOR THE AUSTRALIAN CAPITAL TERRITORY

SELECT COMMITTEE ON ESTIMATES 2012-2013

ANSWER TO QUESTION TAKEN ON NOTICE
DURING PUBLIC HEARINGS



Asked by MR DOSZPOT on 26 June 2012 : Mr Stephen Gniel, Executive Director, Learning Teaching and Student Engagement took on notice the following question(s):

Ref: Hansard Transcript Tuesday 26 June 2012 Page 988

In relation to : Teacher Librarians – how many scholarships have been taken up over last few years

Mr Gniel: I have some information about the primaries, maybe before we do the question on notice. But, to elaborate, there are targeted scholarships, Mr Doszpot, available for teachers looking to retrain as teacher librarians. I can get the numbers of those over the last few years. I do not want to quote numbers without having the specifics, but there have certainly been a number of teachers who have retrained as teacher librarians through that targeted scholarship program.

In terms of library staffing, all nine colleges have qualified teacher librarians. Of the 11 high school libraries, 10 have qualified teacher librarians and one of these has a qualified teacher within that setting and also some administrative support. The one without the teacher has unqualified admin support as well. Schools look at staffing their libraries in different ways.

In terms of the P-10 schools, our preschool to year 10 schools, in which there is a primary and high school component, they all have teacher librarians. Of the primary schools, 10 have a qualified teacher librarian full time in the library, 18 have a qualified teacher librarian between 10 and 90 per cent of the time in the library, 11 have a teacher in charge and eight have no teacher in the library, but, of these, four have unqualified admin support and four have qualified admin support. So you can see there is a range of different options that schools are using to maintain their libraries.

I guess the important factor that I do not think anyone would dispute here is around information literacy and knowing how to research and work within that context. I do not think any principal would dispute that that is a continuing need. I guess it has changed slightly, Mr Doszpot, as you would recognise, to online learning environments, making sure that students are able to research and work through that area as well and that teachers work with their students around information literacy processing in an online environment.

MR DOSZPOT: I must say I am surprised, and if that is the case I would be very happy. But the information that I have had, both from a personal point of view and from visiting schools extensively throughout Canberra, is that there certainly appears to be a shortage. I look forward to getting the information from you.

The answer to the Member's question is as follows:-

E12-289

Over the last five years, four teachers have applied for an individual scholarship to undertake study in the area of Teacher Librarianship.

Each teacher was awarded a scholarship. One teacher undertook a Graduate Diploma through the University of Canberra. The other three teachers studied at Masters level in Teacher Librarianship through Charles Sturt University.

Approved for circulation to the Select Committee on Estimates 2012-2013

Signature:



Date: 19/2/12

By the Minister for Education and Training, Dr Chris Bourke MLA



LEGISLATIVE ASSEMBLY FOR THE AUSTRALIAN CAPITAL TERRITORY

SELECT COMMITTEE ON ESTIMATES 2012-2013

ANSWER TO QUESTION TAKEN ON NOTICE
DURING PUBLIC HEARINGS



Asked by Mr Coe MLA on 21 June 2012 : Ms Gallagher MLA took on notice the following question(s):

Ref: Hansard Transcript 21 June 2012, pg 555

In relation to : FTE at Gungahlin community health centre.

MR COE: How many full-time FTE staff will be at the centre?

Ms Gallagher: Additional? There is some reconfiguration. The budget initiative has funding for about 8½ extra staff. There will be some movement, because a lot of the people who will go to the Gungahlin community health centre are currently going to Belconnen. The 8½ staff are new staff, but then there will be a reconfiguration of staff from Belconnen because they will no longer have Gungahlin patients going there.

MR COE: How many do you expect to be working there in total?

Ms Gallagher: I am not sure of the total FTE. I am sure we can provide that to you. It is a full range of services that are currently provided at our community health centres. Dental will be offered. The dental suites are looking fantastic. There will be counselling, community nursing and all the allied health services. There are group meeting rooms. It is a fantastic new facility. I am sure we can get you the full-time FTE.

Katy Gallagher MLA : The answer to the Member's question is as follows:–

From the date of opening the full time equivalent (FTE) staff that will be working at the Gungahlin Community Health Centre is 17.25 FTE.

This is made up of Nursing, Allied Health, Dental, Mental Health and administration staff.

Approved for circulation to the Standing Committee on Estimates 2012-2013

Signature: *K. Gallagher*

Date: 27.6.12

By the Minister for Health, Katy Gallagher MLA



LEGISLATIVE ASSEMBLY FOR THE AUSTRALIAN CAPITAL TERRITORY
SELECT COMMITTEE ON ESTIMATES 2012-2013

ANSWER TO QUESTION TAKEN ON NOTICE
DURING PUBLIC HEARINGS



Asked by Ms M Hunter on 21st June 2012 : Dr Brown took on notice the following questions:

Ref: Hansard Transcript 21 June 2012 pg 31

In relation to : Medical practice indemnity insurance

MS HUNTER: I wanted to go to budget paper 4, page 78. It is about supplies and services. I note from the Health Directorate's annual report that the cost of medical practice indemnity insurance has risen from \$13.9 million in 2005-06 to \$25.6 million in 2010-11. In answer to our question on notice 2359, you provided four areas of activity undertaken to minimise the risks associated with medical malpractice indemnity. I note we requested that you advise us what modelling had been undertaken by the directorate to determine whether its risk management work would lead to reduced insurance claims and what the projected annual savings in medical practice indemnity insurance costs would be. We did not quite get an answer to that question. So what modelling has the directorate undertaken to determine what savings were made from medical practice indemnity insurance costs?

Dr Brown: I am sorry; I am going to have to take that question on notice and provide that back to you.

MS HUNTER: Okay. What is the budgeted cost of medical practice indemnity insurance for 2012-13 and the three forward estimate years?

Dr Brown: Again, we will have to take that on notice. I do not have those figures.

THE CHAIR: Okay. Both of these will be taken notice.

Ms Gallagher: The answer to the Member's question is as follows:—

- (1) The Health Directorate's focus is on improving safety and quality within our services which, over time, may reduce claims and reduce future insurance premiums. It is the role of our insurers, ACT Insurance Authority, in consultation with the Treasury Directorate to carry out modelling on future medical negligence insurance premiums. ACTIA engage actuaries to determine the premium for the next policy year based on a complex assessment of the ultimate cost of all medical negligence claims that ACTIA expects to pay out to the Health Directorate, discounted to reflect the estimated investment returns that ACTIA will receive over the period between receiving the premium and paying the claims. Any questions regarding modelling should be directed to ACTIA.

- (2) I am advised that the budgeted cost of the Health Directorate's medical negligence insurance premium for 2012-13 is \$29 million including Calvary Public Hospital. It is not appropriate to forecast what the likely premium would be for the three forward years by way of indexation or any other means. ACTIAs actuaries make an assessment for the new policy year on current claims only as it is impossible to forecast what claims may arise in future years.

Approved for circulation to the Select Committee on Estimates 2012-2013

Signature: *K. Gallagher*

Date: 26.6.12

By the Minister for Health, Katy Gallagher MLA



LEGISLATIVE ASSEMBLY FOR THE AUSTRALIAN CAPITAL TERRITORY

SELECT COMMITTEE ON ESTIMATES 2012-2013

ANSWER TO QUESTION TAKEN ON NOTICE DURING PUBLIC HEARINGS



Asked by Mr Smyth MLA on 21 June 2012 : Ms Gallagher MLA took on notice the following question(s):

Ref: Hansard Transcript 21 June 2012 Pg 504

In relation to : Health Infrastructure Program (HIP) Project completion dates

MR SMYTH: All right. Can the committee just have a breakdown into the three forward years of which projects will now be done in each of the years, please?

THE CHAIR: Okay. That is taken on notice.

Ms Gallagher MLA: The answer to the Member's question is as follows:—

Health Infrastructure Program (HIP) Projects that will be completed in the financial year 2012-13 are:


- a. Women and Children's Hospital (W&CH) Stage 1
- b. Gungahlin Community Health Centre
- c. Linear Accelerator Procurement and Replacement
- d. Belconnen Community Health Centre
- e. Secure Mental Health Facility – forward design
- f. Northside Sub-acute Hospital – forward design
- g. Staging and Decanting (several projects)
- h. Clinical Services Redevelopment (several projects)
- i. National Health Reform – Calvary Emergency Department
- j. Centre for Health Teaching, Training and Research - forward design

Health Infrastructure Program (HIP) Projects that will be completed in the financial year 2013-14 are:

- a. Enhanced Community Health Centre Backup Power
- b. Women and Children's Hospital (W&CH) Stage 2
- c. National Health Reform - The Canberra Hospital Emergency Department
- d. Aboriginal and Torres Strait Islander Residential Alcohol and Other Drug Rehabilitation Facility
- e. Canberra Region Cancer Centre
- f. Central Sterilising Services
- g. Tuggeranong Community Health Centre
- h. Staging and Decanting – Various projects to be advised with rephrasing of funding.
- i. Clinical Services Redevelopment – W&CH Stage 2
- j. Adolescent and Young Adult Mental Health Inpatient Unit - forward design
- k. Enhancement of Canberra Hospital Facilities - forward design

There are currently no Health Infrastructure Program (HIP) Projects scheduled for completion in the financial year 2014-15.

Approved for circulation to the Standing Committee on Estimates 2012-2013

Signature: 

Date: 2.7.12

By the Minister for Health, Ms Gallagher MLA



LEGISLATIVE ASSEMBLY FOR THE AUSTRALIAN CAPITAL TERRITORY
SELECT COMMITTEE ON ESTIMATES 2012-2013

ANSWER TO QUESTION TAKEN ON NOTICE
DURING PUBLIC HEARINGS



Asked by Mr Smyth on 21 June 2012 : Ms Gallagher MLA took on notice the following question(s):

Hansard Transcript 21 June 2012 Pg 517

In relation to : the \$7.763m Update to Growth Envelope Budget Initiative and the adjustments that flow through the national healthcare agreement.

MR SMYTH: Can we have a written reconciliation of that for the current year and the next three years?

Ms Gallagher: A written reconciliation of adjustments to the growth?

MR SMYTH: Yes.

Ms Gallagher: Sure.

THE CHAIR: That has been taken on notice.

Ms Gallagher MLA : The answer to the Member's question is as follows:--

	2011-12 \$000's	2012-13 \$000's	2013-14 \$000's	2014-15 \$000's
2010-11 Budget – On passing AHCA	-	-	16,292	16,292
2011-12 Budget - Base	12,000	12,000	12,000	12,000
2011-12 Budget – On passing AHCA	-	-	-	17,000
2012-13 Budget - Base	-	7,763	-	-
Total Adjustments	12,000	19,763	28,292	45,292

Approved for circulation to the Standing Committee on Estimates 2012-2013

Signature: *K. Gallagher*

Date: 12-7-12

By the Minister for Health, Katy Gallagher MLA



LEGISLATIVE ASSEMBLY FOR THE AUSTRALIAN CAPITAL TERRITORY
SELECT COMMITTEE ON ESTIMATES 2012-2013

ANSWER TO QUESTION TAKEN ON NOTICE
DURING PUBLIC HEARINGS



Asked by Mr Smyth MLA on 21 June 2012 : Ms Bracher took on notice the following question(s):

Ref: Hansard Transcript 21 June 2012, Pg 517

In relation to : Output 1.2

MR SMYTH: In terms of the whole output class, is it possible to get a breakdown in the three categories of mental health, justice health and drug and alcohol services for the current year and for next year?

Ms Gallagher: In terms of the budget allocated to those output classes?

MR SMYTH: Yes, who gets how much.

THE CHAIR: That has been taken on notice.


Ms Gallagher MLA : The answer to the Member's question is as follows:-

	2011-12	2012-13
	Total Cost	Total Cost
Mental Health	70,633	70,900
Justice Health	14,990	15,728
Alcohol & Drug	2,462	2,655
Overheads *	25,239	28,220
	113,324	117,504

The relatively small increase in Mental Health is due to the removal of Mental Health services provided at Calvary Public Hospital (\$5.9m) in 2012-13.

* Overheads includes the Office of the Director-General, Financial support in both the Health Directorate and Shared Services Centre, Human Resource support in both the Health Directorate and Shared Services Centre, Business and Infrastructure (including repairs and maintenance, cleaning, security, food services and sterilising services), Information Technology and Policy.

Approved for circulation to the Standing Committee on Estimates 2012-2013

Signature: 


Date: 29.6.12

By the Minister for Health, Katy Gallagher MLA



LEGISLATIVE ASSEMBLY FOR THE AUSTRALIAN CAPITAL TERRITORY
SELECT COMMITTEE ON ESTIMATES 2012-2013

ANSWER TO QUESTION TAKEN ON NOTICE
DURING PUBLIC HEARINGS



Asked by Mr Hanson MLA on 21 June 2012 : Ms Gallagher MLA took on notice the following question(s):

Ref: Hansard Transcript 21 June 2012 Pg 536

In relation to : Cancer services not provided in the ACT

MR HANSON: I would be interested in for those patients who need to go interstate because there are services that are not provided by the ACT and for what purposes they needed to go interstate. I assume—

Ms Gallagher: I will take that on notice in a general sense, but I am not going to go back and work through every file in cancer to work out who is going to see whom. For example, my mother, when she underwent her cancer treatment, could not have a particular type of surgery here. She had most of her cancer treatment here. But complex gynaecological cancer surgery needed to be done in Sydney. I am not going to authorise people to go through to find you those people. In a general sense, what I will provide you with is the types of cancer services that are not provided here, and that at best will give you—

MR HANSON: What I am trying to investigate is where the gaps in the service are. And I am not saying they are not legitimate gaps and there are reasons why we do not provide certain services.

Ms Gallagher: The list of those will be sufficient then.

Ms Gallagher MLA : The answer to the Member's question is as follows:—


The Capital Region Cancer Service (CRCS) provides treatment in the ACT for almost all types of cancers. However, there are a number of exceptions:

- Paediatric cancers; children with cancer from the ACT are managed by centres in Sydney or Melbourne. However, after the initial phase of treatment, the children return to the ACT and the Paediatricians located here may give some limited treatments. There is an insufficient number of new cancer cases in children in the ACT each year for CRCS to be able to establish and maintain a formal Paediatric Oncology service, in the ACT.
- Surgery for complex gynaecological cancer (e.g. ovarian or endometrial cancer). Women go to Sydney for their surgery but then return to the ACT to receive their chemotherapy. Patients have their surgery in Sydney as the surgery can be very complex and the nursing staff need special training to look after the patients postoperatively. However, the Gynaecological Oncologists (surgeons) visit the ACT regularly, to follow up with patients who had their surgery in Sydney.

- Allogeneic (cells from someone else) bone marrow transplants. CRCS provides other types of bone marrow transplants, but allogeneic transplants are usually only performed in a small number of highly specialised centres.

To meet the growing demand for cancer treatment within the ACT, CRCS is currently in the process of enhancing its service by implementing a state of the art stereotactic radiotherapy service. The new stereotactic service will provide the ability to deliver highly focused radiation treatment to patients, including those with tumours that are located near critical structures of the brain.

Approved for circulation to the Standing Committee on Estimates 2012-2013

Signature: 

Date: 27. 6. 12

By the Minister for Health, Katy Gallagher MLA



LEGISLATIVE ASSEMBLY FOR THE AUSTRALIAN CAPITAL TERRITORY

SELECT COMMITTEE ON ESTIMATES 2012-2013

ANSWER TO QUESTION TAKEN ON NOTICE
DURING PUBLIC HEARINGS



Asked by Meredith Hunter MLA on 21 June 2012 : Ms Kohlhagen took on notice the following question(s):

Ref: Hansard Transcript 21 June 2012 pg 577

In relation to : Patients with an Individual Support Package

MS HUNTER: I wanted to ask about the transition of people from hospital back home or back into the community. How many people are there in hospital at the moment who have been cleared for discharge but, because they have not got an ISP or arrangement sorted out, cannot leave hospital?

Ms Gallagher: So people with a disability?

MS HUNTER: This has been an issue over a few years and there will always be some. I am just seeing how we are going with that.

Ms Kohlhagen: I am informed that there is just one person at this point in time.

MS HUNTER: How long has that person been in a position where they no longer require hospital care but have not been able to be discharged?

Ms Kohlhagen: It is a considerable time. I will just find the exact details. Probably since July 2010.

Katy Gallagher MLA : The answer to the Member's question is as follows:–

The patient in Canberra Hospital had their care type change to 'maintenance' on 21 May 2011, indicating a readiness for discharge to an appropriate environment. Significant work has occurred between the Health Directorate and Community Services Directorate to enable the complex care provisions for this patient's discharge. Allocation of an ISP and provision of a suitable place in the community is expected to be completed in late 2012.

Approved for circulation to the Standing Committee on Estimates 2012-2013

Signature: *K. Gallagher*

Date: 27.6.12

By the Minister for Health, Katy Gallagher MLA



E12-298

LEGISLATIVE ASSEMBLY FOR THE AUSTRALIAN CAPITAL TERRITORY

SELECT COMMITTEE ON ESTIMATES 2012-2013

ANSWER TO QUESTION TAKEN ON NOTICE DURING PUBLIC HEARINGS



Asked by Ms Bresnan MLA on 21 June 2012 : Dr Kelly took on notice the following question(s):

Ref: Hansard Transcript 21 June 2012 Pgs 529-531

In relation to primary prevention:

1)THE CHAIR: So it is, yes. So how much does primary prevention—that is, prevention of disease occurring—make up of the public health output?

Dr Brown: I would have to ask Dr Kelly whether he can actually break that down.

THE CHAIR: I am happy for it to be provided on notice if it is not available.

2) THE CHAIR: Okay. This might be another one as well: what percentage of funding does primary prevention make up of the whole Health Directorate?

3) THE CHAIR: This might be also one that needs to be taken on notice. It probably relates to my other question—just getting a breakdown in spending for output 1.3, if that is possible as well. Do you have it? Or will we take it on notice as well?

Dr Kelly: Which one is that?

THE CHAIR: Just output 1.3—if we can get a breakdown of spending for that.

Ms Gallagher MLA: The answer to the Member's question is as follows:—


- (1) Given the manner in which the budget is configured, coupled with the fact that primary prevention by nature is complex and cuts across multiple programs, this information would be too resource intensive to undertake in order to answer the Members question. However, numerous primary prevention initiatives are undertaken such as:
 - a. Immunisation Programs
 - b. Screening Programs (cervical, breast, bowel, newborn hearing, child school health checks)
 - c. Health Promotion activities (SmartStart for Kids, Lifestyle Triple P, Healthy Communities Initiative, Get Healthy Information and Coaching Service, STEPS, Quitline, Heartmoves, BEAT It)
 - d. Primary prevention through clinical services (Falls Prevention, Well Woman's checks, Child at Risk, Youth Health Nurses, Chronic Care Program, early intervention programs in Alcohol and Drug Services, Corrective Health, and aged care to name only a few of the areas running primary prevention work.
 - e. Specialty education and awareness programs exist for all areas of health.

- (2) As noted above primary prevention work takes place across the entire Health Directorate as part of the routine work done by numerous areas, and it is not possible to determine the budget for this work.
- (3) The breakdown in spending for Output 1.3 is as follows:

2012-13	
Total Cost	
Executive Support	1,704.6
Policy Support	1,713.6
National Blood Authority	7,670.6
Health Promotion	3,336.3
Epidemiology	2,130.7
Health Protective Services	14,561.0
	31,116.8
 Overhead Allocation *	 9,810.5
	 40,927.3

* Overheads includes the Office of the Director-General, Financial support in both the Health Directorate and Shared Services Centre, Human Resource support in both the Health Directorate and Shared Services Centre, Business and Infrastructure (including repairs and maintenance, cleaning, security, food services and sterilising services), Information Technology and Policy.

Approved for circulation to the Standing Committee on Estimates 2012-2013

Signature: 

Date: 27.6.12

By the Minister for Health – Katy Gallagher MLA



LEGISLATIVE ASSEMBLY FOR THE AUSTRALIAN CAPITAL TERRITORY
SELECT COMMITTEE ON ESTIMATES 2012-2013



ANSWER TO QUESTION TAKEN ON NOTICE
DURING PUBLIC HEARINGS

Asked by Ms Bresnan MLA on 22 June 2012 : Ms Reid took on notice the following question(s):

Ref: Hansard Transcript 21 June 2012 pg 576

In relation to : The dental health services.

THE CHAIR: There is a range, yes. And just one last question: I think I saw that in Victoria about 14 per cent of eligible adults use the public dental health service. Do we have any idea what the percentage would be in the ACT?

Ms Reid: No, but I can get that figure for you.

Ms Gallagher MLA: The answer to the Member's question is as follows:-

The ACT currently has 57,699 adults who are eligible for public dental treatment (*Centrelink Figures May 2012*), i.e. those adults who hold a Health Care Card, Low Income Card, Pension Care or a Senior Health Care Card.

In 2011 the Dental Health Program saw 7,056 clients internally which would be 12% of the total eligible across the ACT.

The number of eligible adult clients who attended dental clinics in 2009-10 was 6,762.

The number of eligible adult clients who attended dental clinics in 2010-11 was 7,056.

Approved for circulation to the Standing Committee on Estimates 2012-2013

Signature: *K. Gallagher*

Date: 27.6.12

By the Minister for Health, Katy Gallagher MLA



LEGISLATIVE ASSEMBLY FOR THE AUSTRALIAN CAPITAL TERRITORY

SELECT COMMITTEE ON ESTIMATES 2012-2013

Ngunnawal Bush Healing Farm

ANSWER TO QUESTION TAKEN ON NOTICE
DURING PUBLIC HEARINGS



Asked by Mr Coe MLA on 21 June 2012 : Mr O'Donoughue took on notice the following question(s):

Ref: Hansard Transcript 21 June 2012 Pg 520

In relation to : The Aboriginal and Torres Strait Islander residential alcohol and other drug rehabilitation facility

MR COE: Would you be able to provide a breakdown of the costs of managing the land over the last few years and also, in effect, the budget for construction of and running the facility?

THE CHAIR: That is taken on notice. Ms Hunter, you had a query.

Ms Gallagher MLA : The answer to the Member's question is as follows: –

In November 2007 the ACT Government committed \$10.838 million (over four years) for the establishment of the service, including recurrent funding of \$4.955 million and capital funding of \$5.833 million. In June 2008, the Commonwealth Government committed an additional \$1 million funding towards the initiative.

Land Management Expenses incurred for the period 2009-2012 total \$646,778 and includes expenses for land management responsibilities: Equipment and other related expenses; farm manager wages; pest control; road repairs and maintenance; weed spraying; vehicle leasing, fuel and repairs; agronomy advice; dam construction; soil erosion repair work; fire protection activities, including fuel load slashing and Fire Brigade membership; repairs to shed and cottage; repairs to the bridge; and electricity supply. Expenses for developing the Service Model, Phase One and undertaking heritage reports and ecological surveys including engaging Development Application consultants are also included.

The NBHF project is working within the recurrent funding budget and a Service Model, Phase Two document has been designed to guide the development of detailed operational policies, building requirements and staffing models for the NBHF. This document will be made available soon for public consultations

Approved for circulation to the Standing Committee on Estimates 2012-2013

Signature: *K. Gallagher*

Date: 29.6.12

By the Minister for Health, Katy Gallagher MLA