



LEGISLATIVE ASSEMBLY
FOR THE AUSTRALIAN CAPITAL TERRITORY

SELECT COMMITTEE ON ESTIMATES 2015-16

MR BRENDAN SMYTH MLA (CHAIR), MS MEEGAN FITZHARRIS MLA (DEPUTY CHAIR), DR CHRIS BOURKE MLA, MS NICOLE LAWDER MLA

**ANSWER TO QUESTION TAKEN ON NOTICE
DURING PUBLIC HEARINGS**

Asked by Mr Doszpot on 16 June 2015 : Mr Robinson took on notice the following question(s):

[Ref: Hansard Transcript [16 June 2015] [PAGE 11]]

In relation to : Shared Services Investigations concerning Schools

MR DOSZPOT: Is it normal practice for Shared Services to be called on to make enquiries or to conduct an investigation such as this into incidents at a school?


Mr Robinson: Yes, that is in our normal business.

MR DOSZPOT: So can you cite other examples of any such investigation?

Mr Robinson: I could not. I would have to take that on notice.

MR DOSZPOT: About relating to schools.

Mr Robinson: Relating to schools.



MINISTER CORBELL : The answer to the Member's question is as follows:—

It is normal practices for Shared Services Employee Relations to conduct an investigation involving allegations of misconduct against breaches of Section 9 of the *Public Service Management Act 1994*. Shared Services Employee Relations can only accept an allegation of misconduct from the Directorates once it has been referred.

The number of Shared Services investigations relating to schools are as follows:

2015 (to date)	4
2014	8

Approved for circulation to the Select Committee on Estimates 2015-16

Signature:

Date:

25-6-15

By the A/g Treasurer, Simon Corbell MLA



LEGISLATIVE ASSEMBLY
FOR THE AUSTRALIAN CAPITAL TERRITORY

SELECT COMMITTEE ON ESTIMATES 2015-16

MR BRENDAN SMYTH MLA (CHAIR), MS MEEGAN FITZHARRIS MLA (DEPUTY CHAIR), DR CHRIS BOURKE MLA, MS NICOLE LAWDER MLA

**ANSWER TO QUESTION TAKEN ON NOTICE
DURING PUBLIC HEARINGS**



Asked by Mr Doszpot on 16 June 2015 : Ms Divorty took on notice the following question(s):

[Ref: Hansard Transcript [16 June 2015] [PAGE 4-5]]

In relation to : ICT Gungahlin Businesses – Is Shared Services using any?

MR DOSZPOT: Further to the questions from Ms Fitzharris regarding services, what about ICT services that would relate to your own activities? Have you been able to source many local company services to assist you?

Ms Divorty: Sorry, Mr Doszpot, is this related to a move to Winyu house or just in general?

MR DOSZPOT: It is in general ICT. What are the ICT related companies around Gungahlin that you could get further access to?

Ms Divorty: I think it would be too early for us to say that. Generally speaking we use our panels and if an industry member is on the panel then we would use those regardless of whether they are in Fyshwick or Gungahlin or Woden. We would not really differentiate in that. If they are local they are local. But I am not sure that I could answer. I might have to take that on notice if you would like that information but I do not know which companies might be located in Gungahlin.

In regard to our current list of suppliers, we do not collect that information.

MR DOSZPOT: Yes, that is what I am trying to understand.

Ms Divorty: I can take that on notice.

MINISTER CORBELL : The answer to the Member's question is as follows:—

While the recent re-location of ACT Government staff to the new office accommodation at Winyu House is expected to have a positive injection into the Gungahlin economy, with staff frequenting the local shopping centres and accessing the services and facilities within the region and surrounds. We do not have further information as to ICT contractors or companies that are in Gungahlin that we could get further access to.

Approved for circulation to the Select Committee on Estimates 2015-16

Signature:

By the A/g Treasurer, Simon Corbell MLA

Date:

25.6.15




LEGISLATIVE ASSEMBLY
FOR THE AUSTRALIAN CAPITAL TERRITORY

SELECT COMMITTEE ON ESTIMATES 2015-16

MR BRENDAN SMYTH MLA (CHAIR), MS MEEGAN FITZHARRIS MLA (DEPUTY CHAIR), DR CHRIS BOURKE MLA, MS NICOLE LAWDER MLA

**ANSWER TO QUESTION TAKEN ON NOTICE
DURING PUBLIC HEARINGS**



Asked by Dr Bourke on 16th of June 2015: Mr John Fletcher took on notice the following question.

Ref: Hansard Transcript, Treasury, ACT Insurance Authority 16th June 2015, Pages 26-28.

In relation to : Possibility of the Government bulk insurance coverage to all users of Government venues/facilities.

Thank you, Chair. Treasurer, people that hire ACT government facilities such as sporting grounds and the like often bring to my attention costs of insurance, particularly for issues like junior sport. Has any consideration ever been given to providing some sort of blanket insurance which could then be ameliorated through perhaps increasing the ground hire?

Mr Barr : The answer to the Member's question is as follows:-

The *ACT Insurance Authority Act 2005* establishes the Authority as a captive insurer providing insurance to ACT Government agencies and entities. The Authority is not a licensed insurer and therefore unable to provide insurance to private entities or persons.

The Australian retail insurance market is able to respond to the needs of sporting groups through the provision of competitively priced blanket insurance cover tailored to their specific needs at Club, State and National level.

Approved for circulation to the Select Committee on Estimates 2015-16

Signature:

Date:

25.6.15

By the Acting Treasurer, Simon Corbell MLA



LEGISLATIVE ASSEMBLY
FOR THE AUSTRALIAN CAPITAL TERRITORY

SELECT COMMITTEE ON ESTIMATES 2015-16

MR BRENDAN SMYTH MLA (CHAIR), MS MEEGAN FITZHARRIS MLA (DEPUTY CHAIR), DR CHRIS BOURKE MLA, MS NICOLE LAWDER MLA


**ANSWER TO QUESTION TAKEN ON NOTICE
DURING PUBLIC HEARINGS**

Asked by Brendan Smyth MLA on 24 June 2015: Shane Rattenbury MLA took on notice the following question(s):

[Ref: Hansard Transcript 24 June 2015 page 882.

In relation to:

Provide a written reconciliation of TAMS funding - 'what came in and what came out'.



Shane Rattenbury MLA: The answer to the Member's question is as follows:-

On page 6 of 2015-16 Budget Paper H (table 2) the estimated total costs for Territory and Municipal Services in 2014-15 are \$521.3 and the total budgeted costs for 2015-16 are \$506.2m.

The difference of \$15.1m is explained as follows:

New Initiatives for 2015-16	\$ 33.7m
Ceasing initiatives from prior years	\$(18.9)m
Effect of transfer of Canberra Connect to CMTEDD	\$ (6.8)m
Effect of capital works expensed in 2014-15	\$(16.9)m
Effect of savings initiatives in 2015-16	\$ (3.7)m
Funding profile for works at Constitution Avenue	\$ (5.6)m
Effect of increased depreciation expenses	\$ 4.1m
Other minor amounts	\$ (1.0)m
Total	\$(15.1)m

Approved for circulation to the Select Committee on Estimates 2015-16

Signature:

Date:

30/6/15

By the Minister for Territory and Municipal Services, Shane Rattenbury MLA




LEGISLATIVE ASSEMBLY
FOR THE AUSTRALIAN CAPITAL TERRITORY

SELECT COMMITTEE ON ESTIMATES 2015-16

MR BRENDAN SMYTH MLA (CHAIR), MS MEEGAN FITZHARRIS MLA (DEPUTY CHAIR), DR CHRIS BOURKE MLA, MS NICOLE LAWDER MLA

**ANSWER TO QUESTION TAKEN ON NOTICE
DURING PUBLIC HEARINGS**



Asked by Alistair Coe MLA on 24 June 2015: Shane Rattenbury MLA took on notice the following question(s):

Ref: Hansard Transcript: 24 June 2015 page 886.

In relation to:

How much does it cost for an extra mow for arterial roads?

Shane Rattenbury MLA: The answer to the Member's question is as follows:-

The contract price for contact number 2014.23601.210, '*For the provision of Canberra-wide dryland grass mowing along arterial and connecting roadways*' is \$2.833m. This price is the estimates cost (GST Inclusive) for the three year contract term plus two one year extensions and includes mowing of arterial roads, connecting roadways and adjacent open space. The information, including the public text of the contract can be found on the Contracts Register on the Shared Service Procurement website.

The delivery model for the additional mow of the arterial roads has not yet been determined. Should this involve additional work under contract number 2014.23601.210, the price would be determined via negotiation with the contractor under the terms and conditions of the contract.

Approved for circulation to the Select Committee on Estimates 2015-16

Signature:

Date:

1/7/15

By the Minister for Territory and Municipal Services, Shane Rattenbury MLA



LEGISLATIVE ASSEMBLY
FOR THE AUSTRALIAN CAPITAL TERRITORY

SELECT COMMITTEE ON ESTIMATES 2015-16

MR BRENDAN SMYTH MLA (CHAIR), MS MEEGAN FITZHARRIS MLA (DEPUTY CHAIR), DR CHRIS BOURKE MLA, MS NICOLE LAWDER MLA

**ANSWER TO QUESTION TAKEN ON NOTICE
DURING PUBLIC HEARINGS**

Asked by Alistair Coe MLA on 24 June 2015: Shane Rattenbury MLA took on notice the following question(s):

Ref: Hansard Transcript: 24 June 2015 page 887.

In relation to:

Does the current arterial mowing contract have any exclusivity clauses or clauses that mean that arterial mowing can NOT be done by another contractor or in-house?

Shane Rattenbury MLA : The answer to the Member's question is as follows:—

No. There are provisions in the contract that allow supplementary mowing to be undertaken by in-house resources or by another contractor.



Approved for circulation to the Select Committee on Estimates 2015-16

Signature:

Date:

1/7/15

By the Minister for Territory and Municipal Services, Shane Rattenbury MLA



LEGISLATIVE ASSEMBLY
FOR THE AUSTRALIAN CAPITAL TERRITORY

SELECT COMMITTEE ON ESTIMATES 2015-16

MR BRENDAN SMYTH MLA (CHAIR), MS MEEGAN FITZHARRIS MLA (DEPUTY CHAIR), DR CHRIS BOURKE MLA, MS NICOLE LAWDER MLA


**ANSWER TO QUESTION TAKEN ON NOTICE
DURING PUBLIC HEARINGS**

Asked by Nicole Lawder MLA on 24 June 2015: Shane Rattenbury MLA took on notice the following question(s):

Ref: Hansard Transcript: 24 June 2015 page 891.

In relation to:

Can you provide a breakdown of weed removal funding over the last five years?



Shane Rattenbury MLA: The answer to the Member's question is as follows:-

Funding for invasive weed control for each of the last five financial years is as follows:

	Base Funding \$'000	Project Funding \$'000	Total Funding \$'000
2010-11	533	1,520	2,053
2011-12	541	2,958	3,499
2012-13	533	2,429	2,962
2013-14	513	1,805	2,318
2014-15	759	1,420	2,179

Attachment A provides further detail on these amounts.

Base Funding represents ongoing sources of funding available for continuing invasive weed control on a range of land in the ACT including nature reserves and Namadgi National Park.

Project Funding represents short term funding and funding associated with capital works projects that is not ongoing in nature.

Approved for circulation to the Select Committee on Estimates 2015-16

Signature:

Date:

9/7/15

By the Minister for Territory and Municipal Services, Shane Rattenbury MLA

INVASIVE WEED BUDGET - PARKS & CITY SERVICES

Type	Budget name	2010-11 Estimated	2011-12 Spend	2012-13 Spend	2013-14 Spend	2014-15 Spend	Comments
Ongoing Recurrent	General programs	\$333,000	\$333,000	\$333,000	\$333,000	\$333,000	Spent on weed tasks such as: - Weed control in CNP, MRC, Googong and road sides not affected by the 2003 bushfire. - Program support. - Native grassland remnants managed by City Services in the urban area. - Includes Weed Swap \$7K and Bush Friendly Garden \$5K.
Ongoing Recurrent	Agistment	\$70,000	\$70,991	\$70,000	\$70,000	\$70,000	For weed control on unleased Government land not used for grazing, and a few historical leases where the lessee is not responsible for weed control.
Ongoing Recurrent	Roadside furniture	\$60,000	\$62,510	\$60,000	\$60,000	\$60,000	Weed control around road signs and traffic barriers.
Ongoing Recurrent	Forestry	\$70,000	\$74,636	\$70,000	\$50,000	\$40,000	Weed control in commercial pine plantations (Kowen, Pierces Crk)
Ongoing Recurrent Initiative	Fire Management (replace fire insurance funding)	\$0	\$0	\$0	\$0	\$256,000	Weed control in areas affected by 2003 bush fires (ie mainly Southern ACT - NNP, TNR and adjacent rural roadsides).
SUB TOTAL Ongoing Base		\$533,000	\$541,137	\$533,000	\$513,000	\$759,000	
Fire Insurance Funding	Fire Insurance Funded	\$320,000	\$358,898	\$320,000	\$320,000		Weed control in areas affected by 2003 bush fires (ie mainly Southern ACT - NNP, TNR and adjacent rural roadsides).
Capital Works Project	Restoration of waterways & surrounds	\$0	\$1,500,000	\$0	\$0	\$0	Molonglo river. The initiative was targeted at the need to clean up debris from waterways associated with severe storm activity and to restore waterways by removing exotic vegetation.
Recurrent Initiative (one-off)	Restoration of waterways & surrounds	\$0	\$0	\$750,000	\$0	\$0	Molonglo river. The initiative was targeted at the need to clean up debris from waterways associated with severe storm activity and to restore waterways by removing exotic vegetation.
Capital Works Project	Kings Hwy Offsets	\$0	\$27,947	\$23,000	\$0	\$0	Invasive weed control at Sparrow Hill woodland reserve as compensation deal with the Cmwth for impacts on other parts of the reserve. Mainly for St John's Wort Control.
Capital Works Project	Molonglo River Park	\$0	\$32,029	\$0	\$400,000	\$350,000	Focus is on river corridor weeds such as willow, blackberries.
Capital Works Project	Molonglo River Park	\$0	\$39,000	\$630,000	\$0	\$0	Focus is on river corridor weeds such as willow, blackberries. The 2012-13 work was required to clean up severe weed infestations in the future Molonglo River Park where past land uses had delivered minimal weed control.
Capital Works Project	Weeds of National Significance (WONS)	\$1,120,000	\$0	\$0	\$0	\$0	Weeds of National Significance (WONS) Jerrabomberra Creek, Lake Burley Griffin, Molonglo, Lowland grasslands
Capital Works Project	Jerrabomberra Wetlands	\$0	\$60,000	\$0	\$0	\$0	Jerrabomberra Wetlands
Capital Works Project	City Services Willow	\$0	\$200,000	\$0	\$0	\$0	Molonglo River and Lake Burley Griffin
Capital Works Project	ACT Roads Bathurst Burr Cooleman Ridge Budget	\$0	\$0	\$14,000	\$0	\$0	One off allocation to address Bathurst Burr introduction at Cooleman Ridge (only).
Recurrent Initiative (short term)	Biodiversity Offsets	\$0	\$0	\$20,000	\$0	\$0	Mugga Lane
Recurrent Initiative (fixed four year term)	Pest Plant Management	\$0	\$500,000	\$492,000	\$405,000	\$372,000	High risk weeds in high conservation areas.
Recurrent Initiative (fixed four year term)	Woodland Restoration	\$0	\$17,000	\$20,000	\$100,000	\$100,000	Weed control prior to tree planting.
Recurrent Initiative	Weathering the Change One Million Trees Initiative	\$0	\$73,000	\$75,000	\$80,000	\$80,000	Weed control mostly in Lower Cotter. Some done in the Murrumbidgee catchments pre planting.
Recurrent Initiative (short term)	Offsets	\$0	\$20,000	\$0	\$0	\$68,000	Weed control as part of environmental offset works
Recurrent Initiative	Lower Cotter Catchment	\$80,000	\$130,000	\$0	\$0	\$0	Lower Cotter Catchment
Recurrent Initiative (two one-year initiatives)	Enhanced Biodiversity Stewardship Initiative	\$0	\$0	\$0	\$450,000	\$450,000	Enhanced Biodiversity Stewardship Initiative
Australian Alps (specific contributions)	Australian Alps	\$0	\$0	\$85,000	\$50,000	\$0	Australian Alps
SUB TOTAL Project/Short Term Funding		\$1,520,000	\$2,957,874	\$2,429,000	\$1,805,000	\$1,420,000	
TOTAL		\$2,053,000	\$3,499,011	\$2,962,000	\$2,318,000	\$2,179,000	




LEGISLATIVE ASSEMBLY

FOR THE AUSTRALIAN CAPITAL TERRITORY

SELECT COMMITTEE ON ESTIMATES 2015-16

MR BRENDAN SMYTH MLA (CHAIR), MS MEEGAN FITZHARRIS MLA (DEPUTY CHAIR), DR CHRIS BOURKE MLA, MS NICOLE LAWDER MLA

ANSWER TO QUESTION TAKEN ON NOTICE DURING PUBLIC HEARINGS



Asked by Nicole Lawder MLA on 24 June 2015: Shane Rattenbury MLA took on notice the following question(s):

Ref: Hansard Transcript: 24 June 2015 page 891.

In relation to:

Please provide a breakdown of the funding provided for the Lower Cotter catchment (weed, erosion, etc).

Shane Rattenbury MLA: The answer to the Member's question is as follows:—

The 2015-16 Budget will provide \$7.8m over four years to manage the Lower Cotter Catchment, including fire mitigation works (\$5.1m), weed and pest control and erosion and sediment control (\$2.7m).

A breakdown of funding provided is outlined in the table below:

		2015-16	2016-17	2017-18	2018-19	Four Years
		\$'000	\$'000	\$'000	\$'000	\$'000
1	LCC Bushfire Management including Blue Range	799	1,229	1,004	1,574	
2	LCC Bushfire Management Staffing (one SPOC)	137	141	145	148	5,177
3	Staffing (Ranger Grade 2 + GSO 5/6)	148	199	208	212	
4	Vehicle and operating costs	80	85	87	89	
5	LCC Reserve Management Plan	30	20	0	0	
6	LCC Erosion and Sediment Control	300	200	100	100	
7	LCC Delivery of integrated conservation management program (weeds[blackberry and pine wildings, excluding Blue Range project])	150	150	100	100	
8	LCC Delivery of integrated conservation management program (vertebrate pests)	30	30	30	30	
9	LCC Delivery of integrated conservation management program (rehabilitation)	50	50	50	50	2,678
	TOTAL COTTER CATCHMENT SPENDING	1,724	2,104	1,724	2,303	7,855

Explanatory Notes

1. Funding to deliver works in the Blue Range area of the Lower Cotter Catchment and surrounds, includes managing high fire fuels associated with heavy pine wildling re-growth.
2. 1 x FTE resource will focus on delivery of a program of fuel management works in the Lower Cotter Catchment in close consultation with ESA.
- 3 - 4. 2 x FTE to deliver land management program within the Lower Cotter Catchment and associated vehicle running costs.
5. Funds to complete work on a management plan for the Lower Cotter Catchment includes public consultation and production costs.
6. Funds to maintain priority erosion and sediment control structures such as retention dams, gabian walls in consultation with ICON water.

Approved for circulation to the Select Committee on Estimates 2015-16

Signature:



Date:

30/6/15

By the Minister for Territory and Municipal Services, Shane Rattenbury MLA



LEGISLATIVE ASSEMBLY
FOR THE AUSTRALIAN CAPITAL TERRITORY

SELECT COMMITTEE ON ESTIMATES 2015-16

MR BRENDAN SMYTH MLA (CHAIR), MS MEEGAN FITZHARRIS MLA (DEPUTY CHAIR), DR CHRIS BOURKE MLA, MS NICOLE LAWDER MLA

**ANSWER TO QUESTION TAKEN ON NOTICE
DURING PUBLIC HEARINGS**

Asked by Alistair Coe MLA on 24 June 2015: Shane Rattenbury MLA took on notice the following question(s):

Ref: Hansard Transcript: 24 June 2015 page 892

In relation to:

- (a) Is Harcourt Hill public land or nature reserve?
- (b) Do we manage it as a nature reserve?
- (c) Is it a gazetted nature reserve?



Shane Rattenbury MLA: The answer to the Member's question is as follows:-

- (a) Harcourt Hill is classified as Hills, Ridges and Buffers landuse zone under the Territory Plan. It is not classified as Public Land Nature Reserve.
- (b) No. Land management at Harcourt Hill is focused on maintaining an appropriate level of fire fuel management, currently achieved by stock grazing and some slashing. This management regime is cognisant of preserving some large remnant yellow box trees in the area.
- (c) No.

Approved for circulation to the Select Committee on Estimates 2015-16

Signature:

Date:

30/6/15

By the Minister for Territory and Municipal Services, Shane Rattenbury MLA



LEGISLATIVE ASSEMBLY
FOR THE AUSTRALIAN CAPITAL TERRITORY

SELECT COMMITTEE ON ESTIMATES 2015-16

MR BRENDAN SMYTH MLA (CHAIR), MS MEEGAN FITZHARRIS MLA (DEPUTY CHAIR), DR CHRIS BOURKE MLA, MS NICOLE LAWDER MLA

**ANSWER TO QUESTION TAKEN ON NOTICE
DURING PUBLIC HEARINGS**

Asked by Alistair Coe MLA on 24 June 2015: The Minister for Territory and Municipal Services took on notice the following question:

Hansard Transcript 24 June 2015, Page 895

In relation to:

How many historic asbestos waste sites does the Mugga Lane tip have?

Shane Rattenbury MLA: The answer to the Member's question is as follows:—

The Mugga Lane Resource Management Centre facility is licensed to accept a wide range of wastes, including asbestos. In 2005 the Territory established the first dedicated asbestos cell on a closed landfill area. This cell continues to receive asbestos, primarily sheeting and soil contaminated with small particles of bonded asbestos.

No dedicated asbestos sites were established prior to 2005 within the Mugga Lane Resource Management Centre. All landfill cells at the Mugga Lane facility are regarded as contaminated with asbestos and are managed accordingly.



Approved for circulation to the Select Committee on Estimates 2015-16

Signature:

Date:

30/6/15

By the Minister for Territory and Municipal Services, Shane Rattenbury MLA




LEGISLATIVE ASSEMBLY
FOR THE AUSTRALIAN CAPITAL TERRITORY

SELECT COMMITTEE ON ESTIMATES 2015-16

MR BRENDAN SMYTH MLA (CHAIR), MS MEEGAN FITZHARRIS MLA (DEPUTY CHAIR), DR CHRIS BOURKE MLA, MS NICOLE LAWDER MLA

**ANSWER TO QUESTION TAKEN ON NOTICE
DURING PUBLIC HEARINGS**



Asked by Nicole Lawder MLA on 24 June 2015: Shane Rattenbury MLA took on notice the following question(s):

Ref: Hansard Transcript: 24 June 2015 page 904.

In relation to:

1. What is the public area and private area in Kambah shops?
2. Who is responsible for the courtyard area at Erindale shops?
3. If TAMS is responsible what is the cleaning/maintenance regime for the courtyard?

Shane Rattenbury MLA: The answer to the Member's question is as follows:-

1. In general, the public area at the Kambah Village shopping centre is the land that falls outside of the eaves line of the buildings. All land that is within the eaves line is within the private lease and is the responsibility of the lessee.

The area adjacent to the playground that provides public seating is maintained by TAMS. All public areas are cleaned of litter and excess vegetative material on a daily basis. The seating in the area adjacent to the playground is cleaned as required.

2. TAMS are responsible for the main courtyard areas at the Erindale Shops.
3. These areas are cleaned on a daily basis with all litter and excessive vegetative material removed from the hard standing areas. The maintenance of the area is undertaken on a cyclic program. Weeds are controlled on a three monthly cycle; mulching and other garden bed maintenance is undertaken through the winter horticultural maintenance program. Seating in the area is cleaned on an as required basis.

Approved for circulation to the Select Committee on Estimates 2015-16

Signature:

A handwritten signature in black ink, appearing to be "Shane Rattenbury".

Date: 30/6/15


By the Minister for Territory and Municipal Services, Shane Rattenbury MLA



LEGISLATIVE ASSEMBLY
FOR THE AUSTRALIAN CAPITAL TERRITORY

SELECT COMMITTEE ON ESTIMATES 2015-16

MR BRENDAN SMYTH MLA (CHAIR), MS MEEGAN FITZHARRIS MLA (DEPUTY CHAIR), DR CHRIS BOURKE MLA, MR MICHAEL LAWDER MLA



**ANSWER TO QUESTION TAKEN ON NOTICE
DURING PUBLIC HEARINGS**

Asked by Chris Bourke MLA on 24 June 2015: Shane Rattenbury MLA took on notice the following question(s):

Ref: Hansard Transcript: 24 June 2015 page 905.

In relation to:

When will construction at Cook Shops start?

Shane Rattenbury MLA: The answer to the Member's question is as follows:—

The design phase to upgrade Cook shops will continue in 2015 and construction is expected to commence by February 2016.

Approved for circulation to the Select Committee on Estimates 2015-16

Signature:

Date:

30/6/15

By the Minister for Territory and Municipal Services, Shane Rattenbury MLA



LEGISLATIVE ASSEMBLY
FOR THE AUSTRALIAN CAPITAL TERRITORY

SELECT COMMITTEE ON ESTIMATES 2015-16

MR BRENDAN SMYTH MLA (CHAIR), MS MEEGAN FITZHARRIS MLA (DEPUTY CHAIR), DR CHRIS BOURKE MLA, MS NICOLE LAWDER MLA

**ANSWER TO QUESTION TAKEN ON NOTICE
DURING PUBLIC HEARINGS**

Asked by Brendan Smyth MLA on 24 June 2015: Shane Rattenbury MLA took on notice the following question(s):

Ref: Hansard Transcript: 24 June 2015 pages 909 and 910


In relation to :

How many people use the home library services?

Shane Rattenbury MLA: The answer to the Member's question is as follows:—

The Home Library Service makes selections for 319 customers including those living within 14 organisations. These organisations are primarily nursing homes but also include the Alexander Maconochie Centre, Hartley Life Care and Carers ACT.

The Home Library Service delivers to 214 of their 319 customers. The other customers have a volunteer visit them with their library materials. Visits are made to nursing homes, retirement living as well as private homes.



Approved for circulation to the Select Committee on Estimates 2015-16

Signature:

Date:

30/6/15

By the Minister for Territory and Municipal Services, Shane Rattenbury MLA



LEGISLATIVE ASSEMBLY
FOR THE AUSTRALIAN CAPITAL TERRITORY

SELECT COMMITTEE ON ESTIMATES 2015-16

MR BRENDAN SMYTH MLA (CHAIR), MS MEEGAN FITZHARRIS MLA (DEPUTY CHAIR), DR CHRIS BOURKE MLA, MS NICOLE LAWDER MLA

**ANSWER TO QUESTION TAKEN ON NOTICE
DURING PUBLIC HEARINGS**

Asked by Nicole Lawder MLA on 24 June 2015: The Minister for Territory and Municipal Services took on notice the following question:

Ref: Hansard Transcript: 24 June 2015 page 912:

In relation to:

Please provide a copy of the suburb library locations map.

Shane Rattenbury MLA: The answer to the Member's question is as follows:—

Libraries ACT does not have a current map that shows the distance of ACT Libraries to Canberra suburbs. This map is currently being updated to include the new suburbs within the Molonglo Valley.

All ACT suburbs are within 20 kilometres of an ACT Library.



Approved for circulation to the Select Committee on Estimates 2015-16

Signature:

Date:

6/7/15

By the Minister for Territory and Municipal Services, Shane Rattenbury MLA



LEGISLATIVE ASSEMBLY
FOR THE AUSTRALIAN CAPITAL TERRITORY

SELECT COMMITTEE ON ESTIMATES 2015-16

MR BRENDAN SMYTH MLA (CHAIR), MS MEEGAN FITZHARRIS MLA (DEPUTY CHAIR), DR CHRIS BOURKE MLA, MS NICOLE LAWDER MLA

**ANSWER TO QUESTION TAKEN ON NOTICE
DURING PUBLIC HEARINGS**

Asked by Brendan Smyth on 24 June 2015: Shane Rattenbury MLA took on notice the following question(s):

Ref: Hansard Transcript: 24 June 2015 page 914

In relation to:

How many of dogs seized are put down each year?

Shane Rattenbury MLA: The answer to the Member's question is as follows:-

During 2014/15, 24 dogs that had been seized were euthanised.



Approved for circulation to the Select Committee on Estimates 2015-16

Signature:

Date:

30/6/15

By the Minister for Territory and Municipal Services, Shane Rattenbury MLA



LEGISLATIVE ASSEMBLY
FOR THE AUSTRALIAN CAPITAL TERRITORY

SELECT COMMITTEE ON ESTIMATES 2015-16

MR BRENDAN SMYTH MLA (CHAIR), MS MEEGAN FITZHARRIS MLA (DEPUTY CHAIR), DR CHRIS BOURKE MLA, MS NICOLE LAWDER MLA

**ANSWER TO QUESTION TAKEN ON NOTICE
DURING PUBLIC HEARINGS**

Asked by Chris Bourke MLA on 24 June 2015: Shane Rattenbury MLA took on notice the following question(s):

Ref: Hansard Transcript: 24 June 2015 page 923


In relation to:

How much is the fine for abandoned vehicles (both for pick-up after impounded and when declared uncollected goods)?

Shane Rattenbury MLA: The answer to the Member's question is as follows:-

There are three fees payable by the owner in claiming an impounded vehicle:

1. Administration fee - \$210.00
2. Towing fee - \$110.00
3. Storage fee (per day) - \$3.20



Approved for circulation to the Select Committee on Estimates 2015-16

Signature:

Date: 30/6/15

By the Minister for Territory and Municipal Services, Shane Rattenbury MLA



LEGISLATIVE ASSEMBLY
FOR THE AUSTRALIAN CAPITAL TERRITORY

SELECT COMMITTEE ON ESTIMATES 2015-16

MR BRENDAN SMYTH MLA (CHAIR), MS MEEGAN FITZHARRIS MLA (DEPUTY CHAIR), DR CHRIS BOURKE MLA, MS NICOLE LAWDER MLA

**ANSWER TO QUESTION TAKEN ON NOTICE
DURING PUBLIC HEARINGS**

Asked by Brendan Smyth MLA on 24 June 2015: Shane Rattenbury MLA took on notice the following question(s):

[Ref: Hansard Transcript 24 June 2015, page 932]

In relation to:

How much will the strategy itself cost out of that (transport reform initiatives)?

Shane Rattenbury MLA : The answer to the Member's question is as follows:-



Transport for Canberra – Transport reform initiatives

Item	\$'000
Design of an integrated bus/light rail network	100
Design of a new public transport integrated fares strategy	80
Road corridor transport efficiency trial	100
Implementation of ACTION business improvements	200
Future public transport ticketing arrangements and business case	150
A Whole of Government peak oil strategy	30
Collaborative framework to share information on active travel	30
Total Program	690

Approved for circulation to the Select Committee on Estimates 2015-16

Signature:

Date:

30/6/15

By the Minister for Territory and Municipal Services, Shane Rattenbury MLA



LEGISLATIVE ASSEMBLY
FOR THE AUSTRALIAN CAPITAL TERRITORY

SELECT COMMITTEE ON ESTIMATES 2015-16

MR BRENDAN SMYTH MLA (CHAIR), MS MEEGAN FITZHARRIS MLA (DEPUTY CHAIR), DR CHRIS BOURKE MLA, MS NICOLE LAWDER MLA

**ANSWER TO QUESTION TAKEN ON NOTICE
DURING PUBLIC HEARINGS**


Asked by Brendan Smyth MLA on 24 June 2015: Shane Rattenbury MLA took on notice the following question(s):

Ref: Hansard Transcript: 24 June 2015 page 933.

In relation to:

In relation to the purchase of new bus driver seats:

What is the standard? Do the new seats meet this standard?



Shane Rattenbury MLA: The answer to the Member's question is as follows:—

There are currently no Australian Standards for bus driver seats. Once installed on a bus the driver's seat assembly must comply with Australian Design Rule 4 – Seatbelts and ADR 5 - Anchorages for Seatbelts. Seats that meet these requirements and that can be installed on the different bus types within the ACTION fleet have a standard load capacity of between 130 and 150 kilograms.

Approved for circulation to the Select Committee on Estimates 2015-16

Signature:

A handwritten signature in black ink, appearing to be "Shane Rattenbury".

Date:

1/7/15

By the Minister for Territory and Municipal Services, Shane Rattenbury MLA




LEGISLATIVE ASSEMBLY

FOR THE AUSTRALIAN CAPITAL TERRITORY

SELECT COMMITTEE ON ESTIMATES 2015-16

MR BRENDAN SMYTH MLA (CHAIR), MS MEEGAN FITZHARRIS MLA (DEPUTY CHAIR), DR CHRIS BOURKE MLA, MS NICOLE LAWDER MLA



ANSWER TO QUESTION TAKEN ON NOTICE DURING PUBLIC HEARINGS

Asked by Nicole Lawder MLA on 24 June 2015: Shane Rattenbury MLA took on notice the following question(s):

Ref: Hansard Transcript: 24 June 2015 page 938.

In relation to:

- (a) Please provide a comparison of ACTION's workers compensation numbers compared to other Directorates.
- (b) Please provide a comparison of ACTION's return to work figures compared to other Directorates.

Shane Rattenbury MLA : The answer to the Member's question is as follows:—

- (a) In relation to claim numbers and claim costs (including estimated future costs), ACTION's performance compared with the whole of Government performance in recent years is shown below (note that 2014-15 is not included as data is incomplete):

	2011-2012		2012-2013		2013-2014	
	Claim frequency*	Average claim cost	Claim frequency*	Average claim cost	Claim frequency*	Average claim cost
ACTION	1.08	\$152,658	0.78	\$124,312	0.64	\$149,381
Whole of Government	0.34	\$103,783	0.32	\$94,099	0.27	\$106,248

* Claim frequency represents number of accepted claims per million dollars of wages/salaries

- (b) Return to work performance can be measured by analysing continuance rates. A continuance rate refers to the proportion of lost time claims which "continue" to receive payments for time off work after reaching 4 weeks of such payments. A lower continuance rate therefore reflects better return to work outcomes within particular periods of time.

The following table shows ACTION continuance rates, compared with whole of Government (WhoG) rates, demonstrating performance within ACTION is consistent with that of the Whole of Government:

	2011-2012		2012-2013		2013-2014	
	ACTION	WhoG	ACTION	WhoG	ACTION	WhoG
Claims reaching 4 weeks incapacity	21	200	29	228	23	227
Claims reaching 13 weeks incapacity	11	106	17	134	14	131
Continuance rate	52%	53%	59%	59%	61%	58%

Like much of the ACT Public Service, ACTION's injury management performance has improved following the introduction of initiatives under the Whole of Government Workers' Compensation and Work Safety Improvement Plan.

Compared to the year prior to the commencement of the Improvement Plan, ACTION's 2014-15 year to date results show a 19 per cent reduction in the number of lost time injuries. This compares favourably with the equivalent whole of government result, which improved by around 10 per cent.

Approved for circulation to the Select Committee on Estimates 2015-16

Signature:



Date:

30/6/15

By the Minister for Territory and Municipal Services, Shane Rattenbury MLA



LEGISLATIVE ASSEMBLY
FOR THE AUSTRALIAN CAPITAL TERRITORY

SELECT COMMITTEE ON ESTIMATES 2015-16

MR BRENDAN SMYTH MLA (CHAIR), MS MEEGAN FITZHARRIS MLA (DEPUTY CHAIR), DR CHRIS BOURKE MLA, MS NICOLE LAWDER MLA


**ANSWER TO QUESTION TAKEN ON NOTICE
DURING PUBLIC HEARINGS**

Asked by Nicole Lawder MLA on 24 June 2015: Shane Rattenbury MLA took on notice the following question(s):

Ref: Hansard Transcript: 24 June 2015 page 939.

In relation to:

How many unique passenger boarding are there?



Shane Rattenbury MLA: The answer to the Member's question is as follows:-

A passenger journey is made up of one or more passenger boardings, as required by the customer to complete their journey. Passenger journeys do not include transfers.

For the 2014-15 year to date, the number of passenger boardings and passenger journeys are:

	Passenger boardings	Passenger journeys
2014-15 YTD	17,363,524	13,180,517

Approved for circulation to the Select Committee on Estimates 2015-16

Signature:

Date:

30/6/15

By the Minister for Territory and Municipal Services, Shane Rattenbury MLA