



**LEGISLATIVE ASSEMBLY**  
FOR THE AUSTRALIAN CAPITAL TERRITORY

**SELECT COMMITTEE ON ESTIMATES 2016-17**

MR BRENDAN SMYTH MLA (CHAIR), MR JAYSON HINDER MLA (DEPUTY CHAIR), MS JOY BURCH MLA, MR STEVE DOSZPOT MLA

**ANSWER TO QUESTION ON NOTICE**



Steve Doszpot: To ask the Minister for Transport and Municipal Services

Ref: Transport Canberra and City Services, BP H, P.27 , 2.3

In relation to: Waste & Recycling – Bulky waste collection programme

1. Will the bulky waste household collection program continue into the forward years for eligible concession card holders?
2. Why were the forward years not estimated in this budget paper?
3. What alternatives will be provided to concession card holders, particularly seniors and the disabled, to assist them in removing large waste from their properties?

Meegan Fitzharris: The answer to the Member's question is as follows:–

1. A decision will be made as part of a future budget process and the outcome of the Waste Feasibility Study.
2. See answer above.
3. Any alternatives to providing this type of service will be considered in a future budget process and subject to the outcomes of the Waste Feasibility Study which is due in the 2016-17 financial year.

Approved for circulation to the Select Committee on Estimates 2016-17

Signature:

Date: 21/7/2016

By the Minister for Transport and City Services, Meegan Fitzharris MLA




**LEGISLATIVE ASSEMBLY**  
FOR THE AUSTRALIAN CAPITAL TERRITORY

**SELECT COMMITTEE ON ESTIMATES 2016-17**

MR BRENDAN SMYTH MLA (CHAIR), MR JAYSON HINDER MLA (DEPUTY CHAIR), MS JOY BURCH MLA, MR STEVE DOSZPOT MLA

**QUESTION ON NOTICE**



Steve Doszpot : To ask the Minister for Housing, Community services & Social Inclusion

[Ref: Education, Budget paper G Output Class 2 Strategy Participation and Early Intervention ]  
In relation to domestic violence

1. The Canberra Times on 15 July 2016 reported that DVCS is managing the Room4Change program.
2. Will DVCS receive the funding allocated in the DV initiative for this program?
  - a. If so, what is the total amount of funding DVCS is receiving?
  - b. If not, who is the funding going to?
3. The same article said CanFaCS properties for homeless men are being used in Room4Change. Are other CANFaCS resources being used to support the Room4Change program, e.g. homelessness funding. If so, how much?
4. Will the men in the Room4Change program be charged rent while they live in the program?
5. Is full-market rent to be paid by CanFaCS on each of the properties used by Room4Change per annum?
  - a. If not, what rent will be paid?
  - b. How many properties are to be used for this purpose?
6. How many men will be supported in the program at any one time?
  - a. How many over a year?
7. The Executive Officer of Breathing Space is quoted in the media as saying Breathing Space had treated 800 men since the program's inception, but less than 50% of their participants complete the program.
  - a. Does that figure of 800 include the men who didn't complete the program?
  - b. What is the number of men per year who actually successfully complete the program?
8. What other options will there be for men who don't complete Room4Change?
9. What support will be offered to the homeless men CanFaCS was previously supporting?
  - o where will they be referred?
  - o What consultations have been held with other groups/associations that might be involved?

10. Will any funds given to CanFaCS for homeless men support be transferred to those organisations?
  - If not, will they receive new funding?
11. Will extra housing be made available to replace the housing being diverted to Room4Change?
12. Is support being provided by DVCS to the partners and children available to the families of convicted perpetrators while they are serving their prison sentences?
13. Are they available to partners and children being supported by other community organisations?
14. Have other services already supporting women and children affected by DV been given additional funding under the DV initiative? If not, why not?
15. What is the total cost of the Room4Change program per participant?

Ms Yvette Berry: The answer to the Member's question is as follows:–

2. DVCS will receive \$964,000 that was allocated in the budget for Room4Change in 2016-19.
3. DVCS and Connections ACT, the CANFaCS provider, are currently undertaking a merger by dissolution. Through this process, the CANFaCS existing funding will be redirected to Room4Change. CANFaCS receives \$577,850.88 per annum from the specialist homelessness funding budget.
4. Yes, participants will contribute to accommodation costs while they are resident in the program.
5.
  - a. DVCS will pay 33.3% of market rent for properties used for Room4Change.
  - b. The total number of properties to be used is a matter being finalised in contract negotiations.
6.
  - a. The number of men and families who can be supported through Room4Change is also a matter of contract negotiations.
7. This comment relates to the Breathing Space program in Western Australia. The ACT Government is not in a position to provide data or comment on the Western Australian Breathing Space program.
8. I am not able to comment on the specifics details while contract negotiations are underway.
9. DVCS is working closely with CANFaCS clients to transition them into other services or appropriate long term accommodation. DVCS and the Community Services Directorate are also working with the new Human Services Gateway provider, OneLink, to identify appropriate service pathways for existing CANFaCS clients. It should be noted that not all CANFaCS existing clients will transition as some will be eligible for support under the new 'Room4Change' model.

10. It is anticipated that support for sole father families will be able to be absorbed in the existing resourcing for the specialist homelessness sector.
11. The housing being transitioned to Room4Change is not being diverted from the homelessness system. The housing that will be used is the existing CANFaCS housing that is being transferred to a new service.
12. Partners and children of convicted perpetrators who are serving prison sentences are able to access DVCS. While DVCS Crisis Service primarily provides an immediate crisis response, it also supports those who have been subjected to domestic family violence.
13. Yes, services are also available to partners and children receiving support from other community organisations.
14. Under the 'Safer Families' Initiative additional funding has been allocated in 2016-17 to support women and children experiencing domestic and family violence. This includes:
  - o Integrated case management (\$2.6 million over four years)
  - o Training in Domestic violence for front line workers (\$77,000 over three years)-  
Additional resources for the Canberra Rape Crisis Centre (\$416,000 over four years)
  - o Additional resources for the Domestic Violence Crisis Service (\$830,000 over four years)
  - o Enhance child protection case management and coordination (\$2.47 million over four years)
  - o Support for Women and Children to leave violence (\$315,000 over four years)

In addition, the Directorate has recently finalised three-year funding agreements with the Specialist Homelessness Services sector, which includes over \$14 million for organisations whose work includes assisting women and children who have experienced domestic and family violence. Of these, two services will receive \$2.8 million directly to provide services and accommodation to women and their children in need of immediate safety escaping domestic and family violence.

15. I am not able to comment on specific details while contract negotiations are underway. Housing ACT and DVCS are currently in contract negotiations which will determine the cost per participant. The contract will be finalised by 30 September 2016.

Approved for circulation to the Select Committee on Estimates 2016-17

Signature:



Date: 15 JULY 2016

By the Minister for Housing, Community Services and Social Inclusion, Ms Yvette Berry MLA



**LEGISLATIVE ASSEMBLY**  
FOR THE AUSTRALIAN CAPITAL TERRITORY

**SELECT COMMITTEE ON ESTIMATES 2016-17**

MR BRENDAN SMYTH MLA (CHAIR), MR JAYSON HINDER MLA (DEPUTY CHAIR), MS JOY BURCH MLA, MR STEVE DOSZPOT MLA

**ANSWER TO QUESTION ON NOTICE**



Mr Steve Doszpot: To ask the Minister for Veterans and Seniors

In relation to: Elder Abuse

1. Elder abuse is on the rise both in the ACT and nationally, what steps are being taken to address this?
2. How is the government encouraging people to report cases of elder abuse?

Dr Chris Bourke: The answer to the Member's question is as follows:—

1. A key priority of the ACT Active Ageing Framework 2015-18 is to explore the impact of elder abuse in our community.

The Office for Veterans and Seniors is working in partnership with the ACT Ministerial Advisory Council on Ageing and the Elder Abuse Working Group to develop strategies and awareness programs to prevent and reduce elder abuse and other forms of abuse in the ACT.

These strategies and initiatives include:

- Elder Abuse Prevention Information and resources are available on the Community Services Directorate website at:  
[www.communityservices.act.gov.au/wac/ageing/elder\\_abuse](http://www.communityservices.act.gov.au/wac/ageing/elder_abuse)
- The Abuse Prevention and Referral Information Line (APRIL) is a confidential telephone service for callers who want to discuss elder abuse issues and seek advice and referral services or other options.
- Promotion of Elder Abuse Day on 15 June.
  - Last year members of the Elder Abuse Prevention Working Group (EAPWG) attended shopping centres to exhibit and provide community awareness material on elder abuse.
  - This year, to encourage Canberrans to think about what constitutes elder abuse and more importantly where they could seek assistance, a media awareness campaign focusing on financial abuse ran from 12 - 19 June 2016 on WIN television to coincide with World Elder Abuse Awareness Day on 15 June 2016.
- Active participation with key stakeholders and other community groups in policy forums including the Challenging Elder Abuse Community Forum which was held on 17 June 2015.

2. The ACT Government ran a media campaign in the lead up to and following World Elder Abuse Awareness Day on 15 June 2015 to raise awareness and encourage people to report cases of elder abuse.

Two elder abuse television commercials focusing on financial elder abuse ran from Sunday 12 June to Sunday 19 June 2016 with prime time coverage on Wednesday 15 June 2016 to coincide with World Elder Abuse Awareness Day.

To compliment the media campaign, the A.C.T. Disability, Aged and Carer Advocacy Service (ADACAS) and the Council on the Ageing (COTA) will collaborate on a project to develop a training package to raise awareness of elder abuse in the ACT.

The project will develop training and other resources which will begin conversations about elder abuse prevention and response. The key messages of the project are that it is everyone's responsibility to 'Take Action Against Elder Abuse' and that everyone has a right to 'Age Safely. You Matter'. This project will complement the television media campaign.

Approved for circulation to the Select Committee on Estimates 2016-17

Signature:



Date:

11/7/16

By the Minister for Veterans and Seniors, Dr Chris Bourke MLA



**LEGISLATIVE ASSEMBLY**  
FOR THE AUSTRALIAN CAPITAL TERRITORY

**SELECT COMMITTEE ON ESTIMATES 2016-17**

MR BRENDAN SMYTH MLA (CHAIR), MR JAYSON HINDER MLA (DEPUTY CHAIR), MS JOY BURCH MLA, MR STEVE DOSZPOT MLA

**ANSWER TO QUESTION ON NOTICE**



MR DOSZPOT: To ask the Minister for Higher Education, Training and Research

Ref: CIT and Statement of Intent

In relation to: Electrical trades courses

1. Who made the decision to remove the requirement for 100 percent achievement of e-Profiling in 10 units in the current electrical trades course?
2. With whom did they consult before that decision was made?
3. Was anyone from industry or any other appropriately qualified people involved in those discussions?
4. When were teachers/ trainers advised and were they consulted?
5. What is the reason for this decision?
6. Is this decision to reduce workplace evidence based on a preference for earlier completion of payments rather than any question of competence?

MINISTER FOR HIGHER EDUCATION, TRAINING AND RESEARCH: The answer to the Member's question is as follows:-

1. No decision to remove the requirement has been made.
2. See answer to question 1.
3. See answer to question 1.
4. See answer to question 1.
5. See answer to question 1.
6. See answer to question 1.

Approved for circulation to the Select Committee on Estimates 2016-17

Signature:

Date: 21/7/2016

By the Minister for Higher Education, Training and Research, Megan Fitzharris, MLA



**LEGISLATIVE ASSEMBLY**  
FOR THE AUSTRALIAN CAPITAL TERRITORY

**SELECT COMMITTEE ON ESTIMATES 2016-17**

MR BRENDAN SMYTH MLA (CHAIR), MR JAYSON HINDER MLA (DEPUTY CHAIR), MS JOY BURCH MLA, MR STEVE DOSZPOT MLA


**ANSWER TO QUESTION ON NOTICE**

MR DOSZPOT: To ask the Minister for Higher Education, Training and Research

Ref: CIT

In relation to: VET FEE-HELP

1. How many courses are eligible for VET FEE HELP?
2. How many CIT students utilise VET FEE HELP?
3. How many students on VET FEE HELP have withdrawn from courses?
4. What financial impact to CIT has transfer of CIT courses to VET FEE HELP had?
5. Is there any intention to transfer more courses to this method of student funding?



MINISTER FOR HIGHER EDUCATION, TRAINING AND RESEARCH: The answer to the Member's question is as follows:—

1. Currently there are 90 VET FEE-HELP eligible programs.
2. In semester one 2016, 374 students took up the VET FEE-HELP loan option for their fees.
3. 20 students withdrew prior to the census date in semester one 2016.
4. Revenue for CIT has not been significantly impacted, as fees for VET FEE-HELP courses were not changed from what they were previously. On the expenditure side, CIT has invested administrative and technical resources into implementing the systems and processes to administer VET FEE-HELP.
5. CIT will continue to offer VET FEE-HELP for all eligible programs under the requirements of the National Partnership Agreement on Skills Reform, as is the case in every other state and territory.

Approved for circulation to the Select Committee on Estimates 2016-17

Signature:

Date: 12/7/2016

By the Minister for Higher Education, Training and Research, Meegan Fitzharris, MLA



**LEGISLATIVE ASSEMBLY**  
FOR THE AUSTRALIAN CAPITAL TERRITORY

**SELECT COMMITTEE ON ESTIMATES 2016-17**

MR BRENDAN SMYTH MLA (CHAIR), MR JAYSON HINDER MLA (DEPUTY CHAIR), MS JOY BURCH MLA, MR STEVE DOSZPOT MLA

**ANSWER TO QUESTION ON NOTICE**



MR DOSZPOT: To ask the Minister for Higher Education, Training and Research

Ref: CIT

In relation to: Renewable Energy Industry

1. How is CIT responding to the ACT Government moves into renewable energy?
2. What courses are on offer?
3. How well supported are they in terms of enrolments?
4. What staff are involved?
5. How are they being promoted?
6. Are they offered utilising VET FEE HELP?

MINISTER FOR HIGHER EDUCATION, TRAINING AND RESEARCH: The answer to the Member's question is as follows:—

1. In 2015 CIT signed a funding agreement with NEOEN Australia Pty Ltd and HWF1 Pty Ltd (Hornsedale Wind Farm) to establish the CIT Renewable Energy Skills Centre of Excellence which will lead the delivery of renewable energy training in Australia. CIT has also signed a second agreement with CWP Renewables for additional renewable training activities and they are also working with CIT to establish CIT as the primary training hub for renewable training in the country.
2. CIT is currently offering three training modules for people who already work or want to work with renewable wind technologies. The training will provide eligible participants with an in-depth knowledge of how to carry out routine work and how to maintain large scale wind turbine generators. The first training module will begin in July 2016. CIT has also submitted a proposal for Battery Storage Training to the ACT Government and is currently exploring partnerships for this training.
3. Following an initial expression of interest through the CIT website, CIT received 64 responses from the public with an interest in undertaking Wind Industry Training. The first training module is currently open for enrolments.
4. CIT has implemented an internal Project Board to oversee the operation of the CIT Renewable Energy Skills Centre of Excellence and to report to the CIT Renewable Energy Skills Centre of Excellence Board. There are three members on this board consisting of the

CIT Executive Team. CIT has also set up a project team to assist with the outcomes of the Centre. The project team consists of 6 members.

5. CIT has developed a comprehensive marketing strategy that consists of:

CIT Digital Marketing

- websites
- electronic mail distribution
- whole of government messages
- Clean Energy Council Newsletter and other industry publications

CIT Direct Marketing

- face to face meetings with local industry employers
- wind industry forum in March 2016 – attendance and expo presence
- CIT information sessions held in May 2016
- CIT Course Guide

CIT also has promotions scheduled for media coverage in local and national publications as well as:

- July 2016 Clean Energy Summit - Attendance and Expo presence
- August 2016 Science Community Day
- August 2016 CIT Open Day
- Facebook and Google Adwords.

6. The current modules being offered do not fall into the VET FEE-HELP program scope.

Approved for circulation to the Select Committee on Estimates 2016-17

Signature:



Date: 12/7/2016

By the Minister for Higher Education, Training and Research, Meegan Fitzharris, MLA




**LEGISLATIVE ASSEMBLY**  
FOR THE AUSTRALIAN CAPITAL TERRITORY

**SELECT COMMITTEE ON ESTIMATES 2016-17**

MR BRENDAN SMYTH MLA (CHAIR), MR JAYSON HINDER MLA (DEPUTY CHAIR), MS JOY BURCH MLA, MR STEVE DOSZPOT MLA

**ANSWER TO QUESTION ON NOTICE**



Mr Doszpot MLA: To ask the Minister for Education

Ref: Education, Budget paper F, Teacher Quality Institute

In relation to:

1. What was the cause of the so-called 'administrative glitch' that resulted in teachers being stood down as early as January and continuing through to May, because their accreditation renewals had not been processed?
2. How many teachers were affected?
3. How many lost pay and/or class time as a consequence?
4. What steps have been taken to ensure it doesn't happen again?

Mr Rattenbury MLA: The answer to the Member's question is as follows:—

1. This administrative matter did not relate to accreditation renewals, nor did this issue result in teachers being stood down from January, continuing through to May as per the member's question. Directorate employees are due for Working with Vulnerable People (WwVP) registration renewal throughout 2016. Renewal is managed through Access Canberra and, for a short period in May 2016, Directorate staff experienced a time delay between the three steps in the renewal process – namely receipt of a letter with unique identifier, online renewal and confirmation of that renewal. Responsive to Directorate concerns, Access Canberra amended the renewal process as at 4 May 2016 to include the automatic generation of a three month extension in place of the previous process of issuing extension letters manually when needed.
2. In the week of 2 May 2016 seven staff were removed from class and carried out alternative duties while the issues were resolved between the Directorate and Access Canberra.
3. These seven staff then returned to normal duties within 24 hours. No staff lost pay.
4. The Commissioner of Fair Trading has confirmed that all staff who apply online, before the expiry of their current WwVP registration, automatically have a three month extension. Access Canberra anticipate being able to process all renewals during this period. As staff will be fully registered under the *Working with Vulnerable People (Background Checking) Act 2011* for three months from the date of original registration expiry, they will be able to carry out their normal duties in a school setting.

Steps being taken to ensure compliance with the legislation include:

- Individualised written correspondence as reminder to renew 6 to 8 weeks prior to expiry of WwVP registration
- Receipt of online renewal counting as evidence of current WwVP registration
- Access Canberra has embedded an automatic extension message into the online renewal process
- Data matching by Access Canberra is enabling the Directorate to contact employees close to registration expiry and check a renewal application is commenced
- Principals are contacted when there is any doubt regarding WwVP compliance
- Messaging is continual, to all staff, outlining that it is vital they renew through the online process prior to their WwVP expiry date
- TQI supports the Directorate by providing reminder emails to teachers and data on WwVP registration expiry dates to principals and the Directorate's central area.
- Staff are also being reminded they must confirm WwVP renewal as a component of teacher registration by providing evidence of their renewed registration to TQI.

Approved for circulation to the Select Committee on Estimates 2016-17

Signature:



Date:

10/7/16

By the Minister for Education, Mr Shane Rattenbury MLA




**LEGISLATIVE ASSEMBLY**  
FOR THE AUSTRALIAN CAPITAL TERRITORY

**SELECT COMMITTEE ON ESTIMATES 2016-17**

MR BRENDAN SMYTH MLA (CHAIR), MR JAYSON HINDER MLA (DEPUTY CHAIR), MS JOY BURCH MLA, MR STEVE DOSZPOT MLA

**ANSWER TO QUESTION ON NOTICE**



Mr Doszpot MLA: To ask the Minister for Education

Ref: Education, Budget paper F Output Class 1 Public Education

1. FTE staffing levels are listed as 5123 estimated outcome for 2015-2016. How many of these are classroom teachers?
2. In the Regional Budget publicity there is a category for five areas: Gungahlin, Central Canberra, Woden/Weston Creek/Molonglo, Belconnen and Tuggeranong with the following ratios:

Gungahlin:	7881 students taught by 537 teachers	(ratio 14.7:1)
Central Canberra:	10870 students taught by 831 teachers	(ratio 13:1:1)
Woden/Weston Creek, Molonglo:	7130 students taught by 509 teachers	(ratio 14.0:1)
Belconnen:	11051 students taught by 833 teachers	(ratio 13.3:1)
Tuggeranong:	7899 students taught by 615 teachers	(ratio 12.8:1)

- a) How do the total numbers of teachers align with the regional publicity figures?
- b) How do the regional ratios compare with actual class sizes?
- c) Is the publicity intended to suggest that average class sizes in each of these areas is as the ratio suggests? If not, what are they intended to show?

Mr Rattenbury MLA: The answer to the Member's question is as follows:-


1. Of the estimated outcome of 5123 staff, approximately 3575 are teaching staff.
  - 2 a) When referring to the regional publicity, the total number of teachers across the ACT is 3,325. The data includes classroom teachers and School Leaders in schools within the identified regions and represents full time equivalent staff. The variance between the total number of teachers (Question 1) and the regional publicity figures (Question 2) can be explained by the exclusion of teaching staff located in Central Office from the regional publicity.
  - 2 b) Class size measure is not used as a nationally comparable measure of the allocation of teaching resources in schools. Along with other jurisdictions, the Education Directorate uses students to teacher ratios to measure teaching support for ACT students. The ACT's practices are consistent with the national approach, published by the Australian Bureau of Statistics each year (Table 4.221.0). Overall, the ACT has the second lowest students to teacher ratio in the country at 13.1 students per teacher.

In the evolving learning environment the concept of a 'class' has become less relevant than it was to the parents of many of today's students. Contemporary teaching methods used in ACT public schools have moved away from traditional class room methods to combined team-teaching and intensive small-group arrangements. In secondary years, the modern practice is a combination of tertiary-style lectures, smaller tutorial group work, and one-on-one support and instruction.

2 c) The purpose of the regional documents is to allow families and the communities in each region to understand the number of students enrolled in ACT Public Schools and the subsequent teachers required to address the learning needs of those students.

Approved for circulation to the Select Committee on Estimates 2016-17

Signature:



Date:

11/7/16

By the Minister for Education, Shane Rattenbury MLA



**LEGISLATIVE ASSEMBLY**  
FOR THE AUSTRALIAN CAPITAL TERRITORY

**SELECT COMMITTEE ON ESTIMATES 2016-17**

MR BRENDAN SMYTH MLA (CHAIR), MR JAYSON HINDER MLA (DEPUTY CHAIR), MS JOY BURCH MLA, MR STEVE DOSZPOT MLA


**ANSWER TO QUESTION ON NOTICE**

Mr Doszpot MLA: To ask the Minister for Education

Ref: Education, Budget Paper F, Output Class 4, Disability Education

In relation to:

1. How many teachers have taken up opportunities for additional training in managing students with complex needs and challenging behaviours?
2. Is the training offered above and beyond the standard amounts available for professional learning?
3. Has any opportunity been provided to teachers in non government schools to access online or other courses offered to teachers in public schools in relation to students with challenging behaviours and complex needs since the incident in the public primary school in April 2015?



Mr Rattenbury MLA: The answer to the Member's question is as follows:-

1. The Teacher Quality Institute (TQI) business system indicates that a total of 4121 out of 7640 approved teachers from ACT Government Schools, Catholic Schools and Independent Schools attended a TQI accredited program with a focus on teaching students with complex needs and challenging behaviours during 2015 and 2016.
2. Professional learning is a requirement of teacher registration and is supported by TQI's accreditation of courses and programs. These processes connect a teacher's professional learning to the Australian Professional Standard for Teachers or Standard for Principals. Teachers record a minimum of 20 hours of professional learning each year. The 20 hours of professional learning submitted for registration purposes must have significant intellectual or professional content; be directly relevant to the content or practice of teaching and be relevant to immediate or long-term professional development needs. This training is part of the TQI accredited courses and programs and requirements that can be counted towards this registration requirement. Teachers can attend more than 20 hours of professional learning if they choose.
3. The Education Directorate and Catholic Education have a site licence with Online Training UK to access evidence-based learning modules accredited by TQI. They are available to and accessed by teaching and non-teaching staff. Current online courses available are:


- a. understanding Autism Spectrum Disorders (ASD);
- b. understanding dyslexia and significant difficulties in reading;
- c. understanding and managing behaviour;
- d. understanding motor coordination difficulties;
- e. inclusion of students with speech, language and communication needs;
- f. understanding hearing loss;
- g. personalised learning;
- h. vision impairment (currently adding Australian content and will be available end 2016).

Teachers from all three sectors have access to the online Disability Standards for Education (DSE) modules. These were developed by the University of Canberra in conjunction with all states and territories across Australia to assist members of the school community to understand the Disability Standards for Education and apply them meaningfully in schools. These modules cover: enrolment; parental choice; access and participation; curriculum development, accreditation and delivery; student support services; elimination of harassment and victimisation.

All three sectors collaborate in a working group to discuss and share online professional learning opportunities.

Approved for circulation to the Select Committee on Estimates 2016-17

Signature:



Date: 10/7/16

By the Minister for Education, Mr Shane Rattenbury MLA




**LEGISLATIVE ASSEMBLY**  
FOR THE AUSTRALIAN CAPITAL TERRITORY

**SELECT COMMITTEE ON ESTIMATES 2016-17**

MR BRENDAN SMYTH MLA (CHAIR), MR JAYSON HINDER MLA (DEPUTY CHAIR), MS JOY BURCH MLA, MR STEVE DOSZPOT MLA

**ANSWER TO QUESTION ON NOTICE**



Mr Doszpot MLA: To ask the Minister for Education

Ref: Education, Budget paper F Teacher Quality Institute

In relation to: As advised in evidence provided during Estimates hearings, there are 7640 teachers approved to work in ACT schools, 6408 of with full registration, 1139 with provisional registration and 93 with a permit to teach.

1. What is the difference between the above specified categories?
2. How many in each of the above categories are employed teaching
  - a. full time
  - b. part time
  - c. in public schools
  - d. in non government schools?

Mr Rattenbury MLA: The answer to the Member's question is as follows:—

1. Under the ACT Teacher Quality Institute Act 2010, three levels of approval are provided to enable people to engage in teaching in ACT schools. Two of these approvals, provisional registration and full registration, are professional registration as a teacher while a permit to teach is an approval but not a registration category.

**Provisional registration** is available to four year trained teachers who meet the requirements for registration as prescribed by the Act but do not yet have the level of teaching experience required for full registration. Generally provisional registration is approved for recent teaching graduates who progress to full registration when they are assessed as meeting the proficient level of the Australian Professional Standards for Teachers during their first two years of teaching.

**Full registration** is available to four year trained teachers who meet all of the requirements for teacher registration as prescribed by the Act.

A **permit to teach** is available in circumstances where a teacher employer (Education Directorate, Catholic Education Office or an Independent school principal) needs to employ a person who does not meet the qualification requirements for professional registration as a teacher. Generally a permit is approved to meet a short-term need and is not for longer term engagements. A permit to teach may be provided to enable a person with desirable expertise to work as a teacher while engaged through an inter-governmental agreement, completing an accredited teaching qualification or upgrading an existing teaching qualification to the level required for professional registration as a teacher. A permit may

also be provided in vocation education areas where there is a focus on workplace experience and/or trade level skills which may not be readily available in the registered teacher workforce.

2. While the data collected by TQI relates to all teachers eligible for employment in the ACT, it is limited to the data required by TQI in the administration of the TQI Act. The scope of this data collection will be reviewed as the national initial teacher education and teacher workforce data strategy is further developed.

Currently the answers to the employment categories requested in parts a) and b) would only be available separately from ACT teacher employers (Education Directorate, Catholic Education Office and individual Independent school principals) or possibly from data reported independently to ACARA by the teacher employers for the My School website.


TQI collects data on the schooling sector in which a registered teacher intends to seek employment. As this data is maintained by the teacher and is not yet able to be verified by teacher employers, the totals for the two registration categories may vary from the totals provided during Estimate hearings. Also as it is desirable for teachers to maintain their professional registration while on periods of extended leave, not all teachers will have a current intended employment sector.

The answers to parts c) and d) are provided in the following table:

Approval category	Intended employment sector		
	Public schools	Non Government schools	Not working
Provisional registration	55%	34%	11%
Full registration	61%	37%	2%
Permit to teach	57%	43%	0%

Approved for circulation to the Select Committee on Estimates 2016-17

Signature:



Date:

10/7/16

By the Minister for Education, Mr Shane Rattenbury MLA



**LEGISLATIVE ASSEMBLY**  
FOR THE AUSTRALIAN CAPITAL TERRITORY

**SELECT COMMITTEE ON ESTIMATES 2016-17**

MR BRENDAN SMYTH MLA (CHAIR), MR JAYSON HINDER MLA (DEPUTY CHAIR), MS JOY BURCH MLA, MR STEVE DOSZPOT MLA

**ANSWER TO QUESTION ON NOTICE**



Mr Doszpot MLA: To ask the Minister for Education

Ref: Education, Budget paper F Class 2.1 Non Government Education

In relation to:

1. When is online NAPLAN intended to be rolled out in ACT schools?
2. What consequences will there be if NG schools cannot deliver online testing due to IT limitations?
3. What support, if any, has been offered to or sought from non government schools to facilitate their delivery of online NAPLAN testing?

Mr Rattenbury MLA: The answer to the Member's question is as follows:-

1. In the ACT, the Education Directorate, Catholic Education Office and Association of Independent Schools are working closely together to review, test and trial the NAPLAN Online system. This rigorous process is being undertaken in tandem with the Australian Curriculum, Assessment and Reporting Authority (ACARA) and Education Services Australia (ESA) to ensure that NAPLAN Online can be implemented as smoothly and effectively as possible in the ACT.

In the ACT, it is the preference of the ACT Government, Association of Independent Schools and Catholic Education Office to move to NAPLAN Online together. As a small jurisdiction, we are well placed to participate in NAPLAN Online. The significant testing of the NAPLAN Online system currently being undertaken will determine the ACT's readiness to participate in NAPLAN Online from 2017.

A move to NAPLAN Online will streamline the NAPLAN assessment and reporting process ensuring both better targeted assessment and more timely delivery of results to teachers, schools and parents.

2. Current testing and trialling of the NAPLAN Online system will inform the ability of each ACT school's readiness to participate in NAPLAN Online. The Association of Independent Schools and Catholic Education Office are key members of the ACT's NAPLAN Online Project Governance Board. This board will assess the ACT's readiness to move to NAPLAN Online. NAPLAN Paper testing will remain available, if needed, across Australia until 2018.

3. The ACT's NAPLAN Online Project Governance Board plays a key role in directing communication, training and support activities to key stakeholders, including principals, associated with the trial of the NAPLAN Online system. The Education Directorate has provided NAPLAN Online technical and training support to all schools across the ACT.

Approved for circulation to the Select Committee on Estimates 2016-17

Signature:



Date:

10/7/16

By the Minister for Education, Mr Shane Rattenbury MLA



**LEGISLATIVE ASSEMBLY**  
FOR THE AUSTRALIAN CAPITAL TERRITORY

**SELECT COMMITTEE ON ESTIMATES 2016-17**

MR BRENDAN SMYTH MLA (CHAIR), MR JAYSON HINDER MLA (DEPUTY CHAIR), MS JOY BURCH MLA, MR STEVE DOSZPOT MLA

**ANSWER TO QUESTION ON NOTICE**



Mr Doszpot MLA: To ask the Minister for Education

Ref: Education, Budget paper F Class 2.1 Non Government Education

In relation to:

1. What is the current funds status of the Interest Rate Subsidy Scheme?
2. What does the government intend to do with the remaining reserves?

Mr Rattenbury MLA: The answer to the Member's question is as follows:—

1. The 2016-17 base allocation for the Interest Subsidy Scheme is \$0.2 million. In addition, \$1.3 million in unspent funds from 2015-16 estimated outcome has been rolled into 2016-17.
2. The Government has allocated unspent interest subsidy scheme funding to support the following ongoing initiatives.
  - *2013-14 Budget* – Supporting Non-Government School Students (\$2.7 million per year ongoing). This initiative was incorporated into the ACT Schooling Resource Standard funding model under the National Education Reform Agreement from January 2014.
  - *2013-14 Budget* – Supporting Non-Government Schools ICT (\$0.6 million per year ongoing). This initiative was incorporated into the ACT Schooling Resource Standard funding model under the National Education Reform Agreement from January 2014

Approved for circulation to the Select Committee on Estimates 2016-17

Signature:

Date:

10/7/16

By the Minister for Education, Mr Shane Rattenbury MLA



**LEGISLATIVE ASSEMBLY**  
FOR THE AUSTRALIAN CAPITAL TERRITORY

**SELECT COMMITTEE ON ESTIMATES 2016-17**

MR BRENDAN SMYTH MLA (CHAIR), MR JAYSON HINDER MLA (DEPUTY CHAIR), MS JOY BURCH MLA, MR STEVE DOSZPOT MLA

**ANSWER TO QUESTION ON NOTICE**



Mr Doszpot MLA: To ask the Minister for Education

Ref: Education, Budget paper F Class 1.1 Public Primary Education

In relation to: School Capacity

In respect of the supply of transportable buildings to schools, can you confirm:

1. What schools and how many in each school are to receive transportable classrooms?
2. What configuration will these buildings be in (i.e. 1, 2 or more rooms per unit)?
3. What is the unit cost of each?
4. Under what budget program will these be funded from?
5. Is a tender process required? If not why not?

Mr Rattenbury MLA: The answer to the members question is as follows:-

1. The 2016-17 ACT Budget allocates funding to deliver and install transportable or modular relocatable buildings at the following schools:
  - Garran Primary School;
  - Harrison School;
  - Palmerston District Primary School (preschool);
  - Neville Bonner Primary School; and
  - Amaroo School.
2. The room configurations will be:
  - Garran Primary School – 1 transportable classroom;
  - Harrison School – 8 classrooms in a modular building;
  - Palmerston District Primary School – 1 preschool transportable classroom;
  - Neville Bonner Primary School – 4 classrooms in 2 transportable units; and
  - Amaroo School – 12 classrooms in a modular building.
3. Excluding Shared Services ICT costs, the cost to hire, install and set up the transportable classroom at Garran Primary School for the initial 18 month period is \$69,065.59 (incl. GST).

A total of \$20.04m has been allocated in the 2016-17 ACT Budget for the design, acquisition, installation and set up costs for transportable and modular relocatable

buildings at Harrison School, Palmerston District Primary school, Neville Bonner Primary School and Amaroo School.

Note: this funding includes the conversion of two kindergarten classrooms to preschool spaces at Neville Bonner Primary School and the relocation, fit out and compliance works for the two transportable buildings transferring from the Gold Creek School (senior) to Neville Bonner Primary School.

The actual costs for individual buildings at each of the schools will not be known until design works and tendering is completed.

4. Total funding of \$3.440m has been included in the 2016-17 schools capital upgrade program (CUP) for the design, acquisition, installation and set up of buildings at Harrison School. A further \$16.600m has been appropriated for the design, acquisitions and works at Palmerston District Primary School, Neville Bonner Primary School and Amaroo School.


Garran Primary School and the Education Directorate central office, through CUP, are jointly funding the hire, installation and set up of the transportable classroom at this school.

5. In accordance with the ACT Government Procurement Guidelines, the Education Directorate sought three written quotations for the hire, installation and set up of the transportable classroom at Garran Primary School.

Pre-qualified Project Managers on the Procurement and Capital Works Panel of Project Managers (2015 to 2017) will be engaged to deliver the buildings and works required at Harrison School, Palmerston District Primary School, Neville Bonner Primary School and Amaroo School. The Project Managers will undertake procurement processes for the supply of buildings and site-specific works, in accordance with the Procurement Guidelines.

Approved for circulation to the Select Committee on Estimates 2016-17

Signature:



Date:

10/7/16

By the Minister for Education, Mr Shane Rattenbury MLA



**LEGISLATIVE ASSEMBLY**  
FOR THE AUSTRALIAN CAPITAL TERRITORY

**SELECT COMMITTEE ON ESTIMATES 2016-17**

MR BRENDAN SMYTH MLA (CHAIR), MR JAYSON HINDER MLA (DEPUTY CHAIR), MS JOY BURCH MLA, MR STEVE DOSZPOT MLA


**ANSWER TO QUESTION ON NOTICE**

Mr Doszpot MLA: To ask the Minister for Education

Ref: Education, Budget paper F Output Class 1.4 Disability Education in reference to Black Mountain Hydrotherapy Pool repairs

In relation to: Black Mountain Hydrotherapy Pool Repairs

1. When did the Directorate first know about the Black Mountain Pool leak?
2. When was the Minister advised?
3. Who first noticed the leak?
4. What was the cause of the leak?
5. What damage to the infrastructure was caused by the leak?
6. How many students at Black Mountain have missed hydrotherapy classes because of the leak?
7. Have repair works been completed?
8. How long was the pool unavailable for use?
9. What was the total cost?
10. How frequently are pools and similar facilities inspected in ACT special schools?



Mr Rattenbury MLA: The answer to the Member's question is as follows:-

1. There was no water leaking from the Black Mountain hydrotherapy pool. Please refer to the details on the issues and the rectification works outlined in the response to the earlier questions taken on notice (Attachment A).
2. This is a routine repair and maintenance task managed by the Education Directorate and therefore the Minister was not notified of the issue or specific rectification works.
3. Refer to the earlier response.
4. Refer to the earlier response.

5. As advised in the earlier response, there was no water leaking from the pool. The works recommended by the engineer relate to minor maintenance works in the pool surrounds and pool gutter and include treating damage to the tile bedding, tile grout joints and wet seal of the gutter. Moist ground was observed along the eastern pool enclosure facade wall that may have contributed to non structural cracking in a nearby wall. However, the moisture in the ground has not been attributed to any leak from the pool itself.
6. Hydrotherapy is a program delivered as part of an Individual Learning Program (ILP) for each student. There are fourteen students who currently have a hydrotherapy specific ILP.

For eleven of the students with a hydrotherapy specific ILP, hydrotherapy is part of a general health, fitness and mobility program. There was no loss in total time allocated to health, fitness and mobility for these students with the hydrotherapy session replaced with additional activities such as standing frame, MeyWalk, weight-bearing, stretching and sensory gym work.

For the three students with highly specific hydrotherapy goals, the school consulted with parents as to their wishes, with students allocated additional time in other aspects of health, fitness and mobility. One student continued to access hydrotherapy at an alternative location one day each week.

A dedicated occupational therapist assisted to re-design the student programs during Term 2 while the pool repairs were undertaken. Parents were also consulted on the types of alternative physical activity suitable for their child.

7. Yes. The repairs involved re-sealing the pool gutter, re-instating the concourse and coating the tiles. Once the sealant and grout have set, the pool will be refilled and heated, ready for the start of Term 3.
8. The pool was unavailable for the duration of Term 2 while repairs were undertaken.
9. The total estimated cost for the repair works is \$30,000 (ex GST).
10. Condition assessments of all school facilities, including the hydrotherapy pools at special schools, are undertaken every three years.

In addition, daily water quality checks are undertaken by a contractor. A safety check is completed for pool facilities by school personnel before each use. The Health Directorate also performs periodic water quality checks.


Approved for circulation to the Select Committee on Estimates 2016-17

Signature:



Date: 10/7/16

By the Minister for Education, Mr Shane Rattenbury MLA



**MINISTER FOR EDUCATION  
LEGISLATIVE ASSEMBLY QUESTION**

**QUESTION TAKEN ON NOTICE**

**Black Mountain School Swimming Pool**

**MR DOSZPOT** - asked the Minister for Education on 5 May 2016:

- (1) What is the current status of the Black Mountain special school swimming pool? Is it currently functional and operational?
- (2) When did the government or the directorate first become aware of the leak at the pool and what damage the water loss has caused?

**MR WALL** - asked the Minister for Education on 5 May 2016:

- (3) Are all swimming facilities at special schools across the ACT currently operating?

**MINISTER RATTENBURY** – the answer to questions are:

- 1) The Black Mountain School hydrotherapy pool is currently out of service. It was closed and drained by the school for a routine clean on 10 April 2016.

A further check of the condition of the pool and its surrounds was completed when the pool was drained.

- 2) There is no water leaking from the pool structure.

There is water ingress damage to the pool surrounds and concourse area, due to wet sealant failure in the wet edge gutter and tile grout failure in the surrounds. A consultant structural engineer identified this issue following an inspection of the pool and the pool surrounds. The inspection occurred on 15 April 2016 with a report provided to the Directorate on 19 April 2016.


Following receipt of the structural engineer's report, design work and a tender process was undertaken to select a preferred contractor to undertake the necessary repairs to the pool concourse area. The contractor was appointed on 5 May 2016.

The repairs involve re-sealing the pool gutter, re-instating the concourse and coating the tiles with appropriate bedding and jointing grout. The remedial works commenced on 9 May 2016 and are anticipated to take 4 to 6 weeks to complete.

- 3) The hydrotherapy pool facilities at Turner, Cranleigh and Malkara Schools are operational.

Approved for circulation to the Member and incorporation into Hansard.

Mr Rattenbury MLA  
Minister for Education

 Date: 17/5/16



**LEGISLATIVE ASSEMBLY**  
FOR THE AUSTRALIAN CAPITAL TERRITORY

**SELECT COMMITTEE ON ESTIMATES 2016-17**

MR BRENDAN SMYTH MLA (CHAIR), MR JAYSON HINDER MLA (DEPUTY CHAIR), MS JOY BURCH MLA, MR STEVE DOSZPOT MLA

**ANSWER TO QUESTION ON NOTICE**



Ms Lawder MLA: To ask the Minister for Education

Ref: Childcare, Education Directorate Budget Statement F, Output 1.1 Public School Education, p6, 11

In relation to:

1. Is the Education Directorate involved in any way in the Development Application process when assessing Development Applications for childcare centres – for example, does the Education Directorate consider whether there is a demand for a new childcare centre in the suburb where it is proposed to be built?

Mr Rattenbury MLA: The answer to the Member's question is as follows:–

1. The Education Directorate does have a role in the statutory consultation process for Development Applications that relate to childcare centres, however this regulatory role is restricted to comment on relevant compliance issues with the National Law, and does not extend to issues of demand or location. The Education Directorate may also comment on a Development Application for a childcare centre where such a centre may be adjacent to an ACT school, or may otherwise impact on an ACT school, this role does not extend to issues of demand or location.

Approved for circulation to the Select Committee on Estimates 2016-17

Signature:

Date: 10/7/16

By the Minister for Education, Mr Shane Rattenbury MLA



**LEGISLATIVE ASSEMBLY**  
FOR THE AUSTRALIAN CAPITAL TERRITORY

**SELECT COMMITTEE ON ESTIMATES 2016-17**

MR BRENDAN SMYTH MLA (CHAIR), MR JAYSON HINDER MLA (DEPUTY CHAIR), MS JOY BURCH MLA, MR STEVE DOSZPOT MLA

**ANSWER TO QUESTION ON NOTICE**

**Nicole Lawder MLA:** To ask the Minister for Planning and Land Management Mick Gentleman.

Environment and Planning Directorate Budget Statement E, Output Class 1: Planning

In relation to:

Childcare centres

- When assessing Development Applications for childcare centres, does the Environment and Planning Directorate look at whether there is a demand for a new childcare centre in the suburb where it is proposed to be built?

Nicole Lawder MLA

4 July 2016



**MINISTER GENTLEMAN:** The answer to the Member's question is as follows:-

The planning and land authority within the Environment and Planning Directorate does not consider economic demand when assessing a development proposal for a new childcare centre. Proposals for childcare centres are referred to the Education Directorate for comment and the appropriateness of the location and size of the Childcare centre is considered in the context of the *Planning and Development Act 2007* and Territory Plan.

Approved for circulation to the Select Committee on Estimates 2016-17

Signature:

Date: 11/7/16

By the Minister for Planning and Land Management, Mick Gentleman



**LEGISLATIVE ASSEMBLY**  
FOR THE AUSTRALIAN CAPITAL TERRITORY

**SELECT COMMITTEE ON ESTIMATES 2016-17**

MR BRENDAN SMYTH MLA (CHAIR), MR JAYSON HINDER MLA (DEPUTY CHAIR), MS JOY BURCH MLA, MR STEVE DOSZPOT MLA

**ANSWER TO QUESTION ON NOTICE**



Mr Coe: To ask the Minister for Transport and Municipal Services

In relation to: Executives:

1. How much has or will be paid out to Executives who gave notice or were asked to leave since 1 May 2016?
2. Of the amount in (1), how much is:
  - a. Leave entitlements
  - b. Termination related payment
3. How many Executives currently serve in Capital Metro?
4. Of the number in (3), how many will continue to be employed in the new Transport and City Services Agency?
5. How many Executives currently serve in TAMS (excluding the 3 EDs and Director who have left)?
6. Of the number in (5), how many will continue to be employed in the new Transport and City Services Agency?

Meegan Fitzharris: The answer to the Member's question is as follows:-

1. The estimated value of termination and leave benefits payable is: \$728,145.62
2. The estimated value of termination and leave benefits payable is:
  - a. Leave entitlements \$296,393.37
  - b. Termination related payment \$431,752.25
3. 11 as at 30 June 2016.
4. 11.
5. 13 as at 30 June 2016.
6. 11 as at 1 July 2016.

Approved for circulation to the Select Committee on Estimates 2016-17

Signature:

Date: 13/7/2016

By the Minister for Transport and City Services, Meegan Fitzharris MLA




**LEGISLATIVE ASSEMBLY**  
FOR THE AUSTRALIAN CAPITAL TERRITORY

**SELECT COMMITTEE ON ESTIMATES 2016-17**

MR BRENDAN SMYTH MLA (CHAIR), MR JAYSON HINDER MLA (DEPUTY CHAIR), MS JOY BURCH MLA, MR STEVE DOSSAULT MLA

**ANSWER TO QUESTION ON NOTICE**



Mr Coe: To ask the Minister for Transport and Municipal Services

Ref: Transport Canberra and City Services, BP4 – Statement H, page 32, Output Class 1.2

In relation to: Gundaroo Drive Duplication

1. At the time of announcing the duplication of Gundaroo Drive (Mirrabei Drive to Gungahlin Drive), what was the estimated cost of the duplication?
2. At the time of announcing this duplication, when was the duplication due to be completed?
3. How much money was budgeted in the 2015-16 ACT Budget for this duplication?
4. How much money was spent in the 2015-16 financial year on this duplication?
5. Have there been any delays in the duplication of this road?
6. What is the cause of the delay?
7. What will be the average and maximum width of the median?
8. How many metres of the gas main will be relocated?
9. How many metres of the gas main will have the road constructed above it?
10. As at 28 June 2016, what is the estimated cost of this duplication?
11. As at 28 June 2016, what is the estimation completion date for this duplication?

Meegan Fitzharris: The answer to the Member's question is as follows:-

1. When the 2015-16 budget was released the estimated cost of the project was \$31.185m.
2. At the time of announcing the duplication the main civil works were scheduled to be complete in May 2017.
3. \$9.9m.
4. \$3.32m.
5. Yes.
6. Ongoing investigations into the condition of the high pressure gas main to secure approval from the gas main owner for construction activities over their asset have caused the delay.
7. In the Stage 1 section, the average width of the median is 10m and the maximum width is 14m.
8. In the Stage 1 section no sections of gas main are to be relocated.
9. The gas main will be located under new pavements for a length of approximately 400m within the Stage 1 section.
10. As at 28 June 2016 the estimated cost of the duplication is \$31.185m.

11. As at 28 June 2016, the estimated completion date for the main civil works contract is July 2017.

Approved for circulation to the Select Committee on Estimates 2016-17

Signature:



Date: 21/7/2016

By the Minister for Transport and City Services, Meegan Fitzharris MLA



## LEGISLATIVE ASSEMBLY FOR THE AUSTRALIAN CAPITAL TERRITORY

### SELECT COMMITTEE ON ESTIMATES 2016-17

MR BRENDAN SMYTH MLA (CHAIR), MR JAYSON HINDER MLA (DEPUTY CHAIR), MS JOY BURCH MLA, MR STEVE DOSZBOT MLA

#### ANSWER TO QUESTION ON NOTICE



Mr Coe: To ask the Minister for Transport and Municipal Services

Ref: Transport Canberra and City Services, BP4 – Statement H, page 19, Output Class 2.1

In relation to Road Resurfacing for 2013-14, 2014-15 and 2015-16:

1. What was the number of square metres of roads resurfaced for each year?
2. What was the total cost of the road resurfacing program for each year?
3. How much money was received or will be received from the Commonwealth for the roads resurfaced for each year?
4. What was the average cost of the resurfacing per square metre for each year?
5. Which roads were resurfaced in each year?
6. For each road listed in question 4 what company completed the resurfacing work?
7. How many complaints were received about roads that were resurfaced for each year?
8. Which roads had to be resurfaced again because these roads were not resurfaced to an appropriate standard?
9. What was the cost of each of the roads in question 8?
10. For the roads listed in question 8, who paid for the rectification work?

Meegan Fitzharris: The answer to the Member's question is as follows:-

1.

	Resurfaced Area (sq. metre)
2013-14	505,014
2014-15	619,607
2015-16	1,029,494

2.

	Total Cost (\$)
2013-14	\$10,864,564
2014-15	\$12,401,295
2015-16	\$18,746,809

3.

	<b>Roads to Recovery Funding (\$M)</b>
2015-16	\$5.9M

4.

Average cost of the resurfacing considering all the different treatments - chip seal, asphalt surfacing and micro-surfacing.

	<b>Avg. Cost (\$)</b>
2013-14	\$21.50
2014-15	\$20.00
2015-16	\$18.20

5.

The segments of the following roads were resurfaced over the past 3 years

**2015-16 Resurfaced Roads**

Reseal – Territorial Roads

<b>Road</b>	<b>Region</b>
Belconnen Way	Belconnen
Ginninderra Dr (Various sections)	Belconnen
William Hovell Dr (Various sections)	Belconnen
Barton Hwy	Gungahlin
Gundaroo Dr	Gungahlin
Gungahlin Dr (Various sections)	Gungahlin
Glenloch Int (Various sections)	Stromlo
Canberra Ave (Various sections)	Inner South
Newcastle St	Inner South
Drakeford Dr (Various sections)	Tuggeranong
Isabella Dr (Various sections)	Tuggeranong
Monaro Hwy (Various Sections)	Tuggeranong and Hume
Tharwa Dr (Various sections)	Tuggeranong
Hindmarsh Dr	Woden
Tuggeranong Pwy (Various sections)	Woden
Smiths Rd	The Angle
Cotter Rd	Cotter
Tidbinbilla Rd	Tidbinbilla

Reseal - Municipal Streets

Street	Suburb
Condell St	Belconnen
Morphett St	Dickson
Spofforth St	Holt
Glenelg St. 23-29	Kaleen
Lyndon St	Kaleen
Murchison St	Kaleen
Neals St	Kaleen
Pokana Cct.	Kaleen
Sanford Pl	Kaleen
Sherlock St	Kaleen
Tyrell Cct.	Kaleen
Wakool Cct.	Kaleen
Yarra St.23-27	Kaleen
Yarra St.35-39	Kaleen
O'Hanlon Pl	Nicholls
Boobialla St.33-51	O'Connor
Hurtle Ave	Bonython
Southwood Rt.	Bonython
Casey Cr	Calwell
Duggan St	Calwell
Fink Cr.	Calwell
Mullens Pl	Calwell
Oman Pl	Calwell
Eggleston Cr (Various sections)	Chifley
Burrinjuck Cr	Duffy
Cargelligo St	Duffy
Jindabyne St	Duffy
Nyah Pl	Duffy
Serpentine St	Duffy
Dookie St	Farrer
Drevermann St	Farrer
Tasmania Cir (Various sections)	Forrest
Astley Pl	Garran
Bonwick Pl	Garran
Boothby Pl	Garran
Brereton St	Garran
Caffyn Pl	Garran
Couvreur St	Garran
Couvreur St No 10-20	Garran
Couvreur St No 24-32	Garran
Couvreur St No 38-46	Garran
Couvreur St No 52-60	Garran

Curlewis Cr	Garran
Dennis St	Garran
Esson Pl	Garran
Flanagan St	Garran
Furphy Pl	Garran
Garran Pl E	Garran
Garran Pl W	Garran
Gay Pl	Garran
Gilmore Cr (Various sections)	Garran
Gaunt Pl	Garran
Ham Pl	Garran
Harpur Pl	Garran
Harpur St	Garran
Hartigan St	Garran
Henderson St	Garran
Ingamells St	Garran
Jose Pl	Garran
Lavater Pl	Garran
Mackaness Pl	Garran
Neilson St	Garran
O'Dowd St	Garran
Ogilvie Pl	Garran
Richardson St	Garran
Robson St	Garran
Rusden Pl	Garran
Rusden St	Garran
Sabine Cl	Garran
Savery St	Garran
Stone Pl	Garran
Tompson St	Garran
Mcclaughry Pl	Gowrie
Weathers St	Gowrie
Maharatta Cct	Isabella Plains
Amherst St	Kambah
Ammon Pl	Kambah
Armytage Cct	Kambah
Attiwell Cct	Kambah
Barritt St	Kambah
Baseby Pl	Kambah
Bellingham Cr	Kambah
Bissenberger Cr (No 37-43)	Kambah
Bissenberger Cr (No 47-51)	Kambah
Bissenberger Cr (No 57-61)	Kambah
Brimage Pl	Kambah
Broun Pl	Kambah

Bullock Cct	Kambah
Castley Cct	Kambah
Castley Cct (No 46-54)	Kambah
Cheyne Pl	Kambah
Cohn Pl	Kambah
Coombs Pl	Kambah
Crafer Pl	Kambah
Crozier Cct	Kambah
Crozier Cct (No 10-20)	Kambah
Crozier Cct (No 24-34)	Kambah
Crozier Cct (No 36-46)	Kambah
Crozier Cct (No 48-58)	Kambah
Crozier Cct (No 62-72)	Kambah
Dare Pl	Kambah
Doolette Pl	Kambah
Downer Pl	Kambah
Drysdale Cct	Kambah
Eagle Cct	Kambah
East Pl	Kambah
Feltus Pl	Kambah
Ferris St	Kambah
Foord Pl	Kambah
Forrest Pl	Kambah
Franks Pl	Kambah
Gall Pl	Kambah
Gallagher St	Kambah
Gibbs Pl	Kambah
Gleeson Pl	Kambah
Glyde Pl	Kambah
Grice Pl	Kambah
Griffith Pl	Kambah
Grote Pl	Kambah
Grund Pl	Kambah
Gunning Pl	Kambah
Hagen Pl	Kambah
Hair Pl	Kambah
Hardwicke Pl	Kambah
Hardy Pl	Kambah
Haskett Pl	Kambah
Hector Pl	Kambah
Hepburn Pl	Kambah
Hinckley Pl	Kambah
Hobler Pl	Kambah
Howey Pl	Kambah
Icely Pl	Kambah

Jamieson Cr	Kambah
Jamieson Cr (No 29-35)	Kambah
Jarman Pl	Kambah
Keeling Pl	Kambah
Landor Pl	Kambah
Learmonth Dr	Kambah
Loder Pl	Kambah
Lunn Pl	Kambah
Lyne Pl	Kambah
Mackay Cr	Kambah
Magarey Pl	Kambah
Manifold Pl	Kambah
Marconi Cr	Kambah
Mason St	Kambah
Masters Pl	Kambah
Matcham Pl	Kambah
McBeath Pl	Kambah
McDowall Pl	Kambah
Mcgivern Cr	Kambah
McLarty Ct	Kambah
McRae Pl	Kambah
Meredith Cct	Kambah
Miles Pl	Kambah
Oats Pl	Kambah
Ormerod Pl	Kambah
Pinkerton Cct	Kambah
Proby Pl	Kambah
Provis Pl	Kambah
Reid Pl	Kambah
Rounsevell St	Kambah
Rudder Pl	Kambah
Rundle Pl	Kambah
Samson Pl	Kambah
Schlink Pl	Kambah
Shearer Pl	Kambah
Shipard Pl	Kambah
Sholl Pl	Kambah
Springbett St	Kambah
Thom Cr	Kambah
Tong Pl	Kambah
Toole Pl	Kambah
Trimmer Pl	Kambah
Venn Pl	Kambah
Wehl Pl	Kambah
Ainsworth St	Phillip

Bowes Pl	Phillip
Bowes St	Phillip
Butters Dr	Phillip
English Ct	Phillip
McMinn Cl	Phillip
Prospect Ct	Phillip
The Verge	Phillip
Sulwood Dr	Tuggeranong
Were St	Tuggeranong
Woodcock Dr	Tuggeranong
Eucumbene Dr	Weston
Namatjira Dr (Various sections)	Weston
Eucumbene Dr	Weston
Blamey Cr	Campbell
Cooney Ct	Charnwood
Lhotsky St	Charnwood
McDougall St	Charnwood
Sadlier Pl	Charnwood
Bingle St	Flynn
Jacob Pl	Flynn
Victory Pl	Flynn
Ashburner St	Higgins
Cantor Cr	Higgins
Ewing St	Higgins
Kinsella St	Higgins
Morris St	Higgins
Pennefather St	Higgins
Greig Pl	McGregor
Carandini St	Melba
Castle Pl	Melba
Ennis Pl	Melba
Keats Pl	Melba
Kruse Pl	Melba
McEachern Cr	Melba
Melba Ct (W)	Melba
Diggles St	Page
Etheridge St	Page
Fletcher Pl	Page
Kearland St	Page
Knaggs Cr	Page
Luehmann St	Page
Newbery Cr	Page
Anzac Park	Reid
Currong St	Reid
Dirrawan Gdn	Reid

Affleck Pl	Scullin
Baird Pl	Scullin
Duigan St	Scullin
Follett St	Scullin
Harrison St	Scullin
Holyman St	Scullin
McGinness St	Scullin
McMaster St	Scullin
Ulm Pl	Scullin
Magrath Cr	Spence
Gwyne St	Watson
Harding St	Watson
Knox St	Watson
Lukin Pl	Watson
Stirling Ave	Watson
Copland Dr (Various sections)	Melba
Coulter Dr	Belconnen
Florey Dr	Macgregor
Haydon Dr	Bruce
Joynton Smith Dr	Belconnen
Kerrigan St (Various sections)	Charnwood
Luxton St	Belconnen
Maribyrnong Ave (Various sections)	Kaleen
Kelleway Ave	Nicholls
Antill St (Various sections)	North Canberra

Thin Asphalt Surfacing (Togas)

	Region
Tuggeranong Pway (Various Section)	Woden
Ginninderra Dr	Inner North

Asphalt Overlay

	Region
Cotter Rd/Eucumbene Dr	Weston
Ginninderra Dr/Braybrook St	Belconnen
Ginninderra Dr/Tillyard Dr	Belconnen
Hindmarsh Dr/Dixon Dr	Weston
Canberra Ave/Woods Lane	Inner South
Yamba Dr	Woden
Belconnen Way/Chewing St	Belconnen
Fairfax St/Dryandra St	Inner North

Ginninderra Dr/Haydon Dr	Belconnen
Gungahlin Dr/Kosciuszko Ave (N)	Gungahlin
Gungahlin Dr/Kelleway Ave	Gungahlin
Hindmarsh Dr/Ramp off Monaro Hwy	Inner South
Isabella Dr/ Drakeford Dr	Tuggeranong
Streeton Dr/Namatjira Dr	Weston
Tharwa Dr	Tuggeranong
Bindubi St/Lyttleton St	Belconnen
Benjamin Way	Belconnen
Emu Bank/ Benjamin Way	Belconnen
Southern Cross Dr/ Chewing St	Belconnen
Lhotsky St/ Tillyard Dr	Belconnen
Lhotsky St/ Charwood Pl	Belconnen
Bowes St/ Matilda St	Woden
Mclure St	Belconnen
William Webb Dr/ Spoule Cct	Belconnen
Springvale Dr/ Murrarji St	Belconnen
Coulter Dr/ Joynton Smith Dr	Belconnen
Luxton St/ Josephson St	Belconnen
Majura Ave/ Hawdon St	Inner North
Stuart Ave	Inner South
Newcastle St/Collie St/Barrier St	Inner South
Ipswich St/ Wiluna St	Inner South
Canberra Ave/Whyalla St car park	Inner South

## 2014-15 Resurfaced Roads

### Reseal – Territorial Roads

Road Resurfaced	Region
Parkes Way	Inner North
College St	Belconnen
Ginninderra Dr	Belconnen
Kerrigan St	Belconnen
Redfern St	Belconnen
Ellenborough St	Inner North
Glenloch Interchange (Various sections)	Stromlo
Hindmarsh Dr (Various Sections)	Woden and Weston
Isabella Drive (Various Sections)	Tuggeranong
Ipswich St	Inner South
Newcastle St (Various sections)	Inner South
Drakeford Dr	Tuggeranong
Kambah Pool Rd	Tuggeranong
Sulwood Drive	Tuggeranong

Athllon Dr	Woden
Taverner St	Tuggeranong
Paddys River Rd	Rural
Tidbinbilla Road	Rural
Booroomba Road	Rural
Namatjira Dr	Weston Creek
Cotter Rd	Inner South
On ramp to Tuggeranong Pwy from Cotter Rd	Stromlo
Barton Hwy	Hall

Reseal - Municipal Streets

Street	Suburb
Pockett Avenue	Banks
Craydon Pl.	Chapman
Rolfe Pl.	Chapman
Ayers Pl.	Curtin
Bavin St.	Curtin
Boucaut Pl.	Curtin
Carruthers St	Curtin
Colebatch Pl.	Curtin
Crowther Pl.	Curtin
Dry St.	Curtin
Haines St.	Curtin
James St.	Curtin
Jenkins St.	Curtin
Jennings St.	Curtin
Philp Pl.	Curtin
Robertson St.	Curtin
Sth Curtin Pre School	Curtin
Storey St.	Curtin
Willcock Pl.	Curtin
Partridge St.	Fadden
Armbruster St.	Gordon
Clare Dennis Av.	Gordon
Fingleton Cr.	Gordon
Furey St.	Gordon
Justice Pl	Gordon
Knoke Ave (Various Sections)	Gordon
Sid Barnes Cr.	Gordon
Woodcock Dr	Gordon
Grounds Cr.	Greenway
Camm St	Holder
Cornish Pl	Holder

Fossey St.	Holder
Guy Pl	Holder
Ligar Pl	Holder
Maclachlan St	Holder
Mott St	Holder
Pearson Pl	Holder
Sharland Pl.	Holder
Tobin Pl.	Holder
Twynam St.	Holder
Tyers St.	Holder
Woolrych St.	Holder
Birdwood St	Hughes
Bisdee St.	Hughes
Goble St.	Hughes
Higgs Pl.	Hughes
Kitchener St	Hughes
Lynch St	Hughes
Mahon Pl.	Hughes
Mcnicoll St.	Hughes
Poynton St.	Hughes
Tudor Pl.	Hughes
Whittle St.	Hughes
Wynter Pl.	Hughes
Babinda Pl.	Isabella Plains
Balala Pl.	Isabella Plains
Benjee Pl.	Isabella Plains
Candelo Pl.	Isabella Plains
Collyburl Cr.	Isabella Plains
Kadina Cr.	Isabella Plains
Keverstone Cct.	Isabella Plains
Tannabar Pl.	Isabella Plains
Derwent	Lyons
Burnell Pl.	Monash
Hebblewhite St.	Monash
Jenkinson St.	Monash
Sturdee Cr	Monash
Victor Pl.	Monash
Railway St	Oaks Estate
Newman-Morris Cct	Oxley
Raphael Cl.	Oxley
Singleton Cr.	Oxley
Ackland Pl.	Richardson
Casson St.	Richardson
Clift Cres (Various Sections)	Richardson
Grimshaw St.	Richardson

Jenyns Pl.	Richardson
Wentcher Pl.	Richardson
Brigden Cr.	Theodore
Chippindall Cct.	Theodore
Lawrence Wackett Cr.	Theodore
Porteous Cr.	Theodore
Byrne St.	Wanniassa
Langdon Av.	Wanniassa
Pyke Pl.	Wanniassa
Vale Pl.	Wanniassa
Wheeler Cr.	Wanniassa
Badimara St	Waramanga
Dalabon Cr	Waramanga
Nemarang Cr	Waramanga
Bryant Pl.	Weston
Chevalier St.	Weston
Coates Pl.	Weston
Collingridge St.	Weston
Fizelle Pl.	Weston
Folingsby St.	Weston
Gritten St	Weston
Hilder St.	Weston
Leist St.	Weston
Martens Cr.	Weston
Mcinnes St.	Weston
Minns Pl.	Weston
Prout Pl.	Weston
Sturgess Pl.	Weston
Hampton Cres	Yarralumla
Webster St (Carpark)	Hughes
Barrine Dr	Action
Angas St	Ainslie
Sherbrooke St	Ainslie
Wakefield Ave	Ainslie
Condell St.	Belconnen
Park St	Belconnen
Park St Service Road	Belconnen
Gordon St	City
Marcus Clarke St	City
Badham St.	Dickson
Dooring St	Dickson
Karuah St.	Dickson
Mcgowan ST	Dickson
Morphett St	Dickson
Bradfield St	Downer

Frencham Pl.	Downer
Legge St.	Downer
Pigot St.	Downer
Swinden St.	Downer
Brunnich Pl.	Florey
Carne Pl.	Florey
Cayley Pl.	Florey
Cooksey Pl.	Florey
Dalton Pl.	Florey
Eddy Cr.	Florey
Enright Cr	Florey
Hamblin Pl.	Florey
Hamlet Pl.	Florey
Heymann Pl.	Florey
Laidley Pl.	Florey
Lightfoot Cr.	Florey
Mellor Cct.	Florey
Thorpe St.	Florey
Tunney Cr	Florey
Woolnough St.	Florey
Berrigan Cr.	Lyneham
Dorrit Black Cr.	Lyneham
Ellenborough St.	Lyneham
Goodchild St.	Lyneham
Goodwin St	Lyneham
Kelleway Ave	Nicholls
Lexcen Ave	Nicholls
Mcclelland Ave	Nicholls
Mckinnon St	Nicholls
O'Hanlon Pl	Nicholls
Temperley St	Nicholls
Boobiella St.33-51	O'connor
Boronia Drive	O'connor
Faunce Cr.	O'connor
Moorhouse St.	O'connor
Pedder St	O'connor
Tate St.	O'connor
Chandler St	Belconnen

Thin Asphalt Surfacing (Togas)

	Region
Barry Dr	Inner North
Canberra Ave	Inner South

Eastern Valley Way	Belconnen
Southern Cross Dr	Belconnen
Tuggeranong Parkway (Various sections)	Weston and Tuggeranong

Microsurfacing/Slurry surfacing

	Region
Haydon Dr	Belconnen
Tillyard Dr	Belconnen

Asphalt

	Region
Adelaide Ave	Inner South
Ashley Dr/Ellerston Dr	Tuggeranong
Drakeford Dr/Taverner St	Tuggeranong
Eastern Valley Way/Cameron St	Belconnen
Emu Bank	Belconnen
Emu Bank/Luxton St	Belconnen
Haydon Dr	Belconnen
Hindmarsh Dr	Weston
Johnson Dr	Tuggeranong
Kingsford Smith Dr/Findlay St	Belconnen
Kingsford Smith Dr/Pattinson St	Belconnen
Macarthur Ave/Miller St	Inner North
Melrose Dr/Hodgson Cr	Woden
Melrose Dr/Yarra Glen	Woden
Mouatt St/Goodwin St	Inner North
Mouatt St/Brigalow St	Inner North
Mouatt St	Inner North
Newcastle St/Isa St	Inner South
Newcastle St/Lyell St	Inner South
Norse Road/Canberra Ave	Inner South

O'Loghlen St/Kingsford Smith Dr	Belconnen
Pialligo Ave/Glenora Dr	Pialligo
Sandford St/Hoskins St	Gungahlin
Southern Cross Dr/Beaurepaire Cr	Belconnen
Sturt Ave/Captain Cook Cr	Inner South
Sulwood Dr/Colquhoun Cres	Tuggeranong
Wakefield Ave/Limestone Ave	Inner North
William Webb Dr/Moynihan St	Belconnen
Yamba Dr/Beasley St	Woden
Yamba Dr/Long Gully Rd	Woden
Casey Cr	Tuggeranong
Gilmore Cr	Woden
Townson Cr	Belconnen
Empire Cct	Inner South
Knoke Ave/Jim Pike Ave	Tuggeranong
Victoria Lane	Hall
Commons Ct Carpark	Weston
Hughes Place	Inner South

## 2013-14 Resurfaced Roads

### Reseal – Territorial Roads

	Region
Ginninderra Dr (Various Sections)	Belconnen
Tillyard Dr	Belconnen
Florey Dr	Belconnen
Coulter Dr	Belconnen
College St	Belconnen
William Slim Dr	Belconnen
Majura Ave	Belconnen
Antill St	Belconnen
Phillip Ave	Belconnen
Parkes Way (Various sections)	Inner North
Sulwood Dr	Tuggeranong
Athlon Dr (Various Sections)	Woden Valley
Melrose Dr (Various sections)	Woden Valley
Monaro Hwy (Various Sections)	South Canberra and Tuggeranong

Canberra Ave	South Canberra
Norse Rd	South Canberra
Cotter Rd	Weston Creek
Streeton Dr	Weston Creek
Uriarra Rd	Rural
Boboyan Road (Various sections)	Rural
Hindmarsh Dr	South Canberra
Perry Dr	Chapman

Reseal Municipal Streets

	<b>Suburb</b>
Bourke St.	Barton
Darling St.	Barton
Macquarie St.	Barton
National Cct.	Barton
Young St.	Barton
Armfield Pl.	Chisholm
Throssell St	Curtin
Beauchamp St.	Deakin
Bedford St.	Deakin
Dominion Cct.	Deakin
Jersey St.	Deakin
Kent St.	Deakin
Nathan St.	Deakin
Rawson St.	Deakin
Ardlethan St.	Fisher
Bendigo St.	Fisher
Bingara Pl.	Fisher
Callide St.	Fisher
Capel Pl.	Fisher
Greenvale St.	Fisher
Groote Pl.	Fisher
Gulgong Pl.	Fisher
Jarrahdale St.	Fisher
Mareeba St.	Fisher
Moonta Pl.	Fisher
Moura Pl.	Fisher
Nymagee Pl.	Fisher
Pandanus St.	Fisher
Rossarden St.	Fisher
Collie St.	Fyshwick
Gladstone St.	Fyshwick
Mildura St.	Fyshwick

Nyrang St.	Fyshwick
Stephens Place	Garran
Couvreur Street	Garran
Lefroy St.	Griffith
Hann St.	Griffith
La Perouse St.	Griffith
Eyre St	Kingston
Oxley St	Kingston
Launceston St	Lyons
Chappell St.	Lyons
Lyons Pl.	Lyons
Port Arthur St.	Lyons
Quamby Pl.	Lyons
Bage Place	Mawson
Debenham Street	Mawson
Hurley Street	Mawson
Markham Street	Mawson
Green St.	Narrabundah
Looranah St.	Narrabundah
Matina St.23-31	Narrabundah
Matina St.3-17	Narrabundah
Matina St.49-57	Narrabundah
Matina St.63-71	Narrabundah
Mcintyre St.	Narrabundah
Mckinlay Pl.	Narrabundah
Warburton St.	Narrabundah
Matina St Carpark (Tarana St. Intersection)	Narrabundah
Charlton St	Pearce
Leighton St	Pearce
Givens St.	Pearce
Sheehan St	Pearce
Parkhill St.	Pearce
Wyatt Pl.	Torrens
Wyatt St.	Torrens
Alexandrina Dr. Srv Rd	Yarralumla
Empire Cct.	Yarralumla
Flynn / Commonwealth Ave Ramp.	Yarralumla
Loftus St.	Yarralumla
Perth Av.	Yarralumla
Rodway St.	Yarralumla
Solander Pl.	Yarralumla
Alexandrina Dr Carpark	Yarralumla
Turrana St.	Yarralumla

Wonna St.	Yarralumla
Yarralumla Nursary access Rd.	Yarralumla
Jalanga Pl.	Aranda
Marulda St.	Aranda
Galali Pl.	Aranda
Galbu Pl.	Aranda
Jalanga Cr.	Aranda
Northcott Drive	Campbell
Kerrigan St	Charnwood
Dexter St.	Cook
Downing Pl.	Cook
Dugdale St.	Cook
Kumm Pl.	Cook
Molloy Cr.	Cook
Morphy Pl.	Cook
Rowan St.	Cook
Teague St.	Cook
Tilden Pl.	Cook
Tipper Pl.	Cook
Vallance Pl.	Cook
Kerrigan St	Dunlop
Ratcliffe Cr.	Florey
Summerville Cr.	Florey
Alinda Pl.	Giralang
Balanu Pl.	Giralang
Chuculba Cr.	Giralang
Derrilin Pl.	Giralang
Dodwell St	Giralang
Gidja Pl.	Giralang
Gidjili Pl.	Giralang
Kootingal St.	Giralang
Kurria Pl.	Giralang
Lubuma Place	Giralang
Malindi Pl.	Giralang
Merfield Pl.	Giralang
Nakala Pl.	Giralang
Octans Cl.	Giralang
Palana Pl.	Giralang
Shain Pl.	Giralang
Smalley Cct.	Giralang
Vela Pl.	Giralang
Yalgan Pl.	Giralang
Victoria St.	Hall
Spofforth St	Holt

Amadeus Pl.	Kaleen
Apsley Pl.	Kaleen
Bingham Cct.	Kaleen
Loddon St.	Kaleen
Mortlock Cct.	Kaleen
Snowy Pl.	Kaleen
Catchpole St	Macquarie
PALMERVILLE PARK (Opp Belconnen Soccer Club Off Owen Dixon Dr)	Mckellar
Grover Cr.	Mckellar
Chinner Crescent	Melba
Coutts Place	Melba
Lyster Place	Melba
Cheney Pl.	Mitchell
Forrest Drive	Molonglo Valley
Wanganee Av.	Ngunnawal
Andrews Street	Watson
Blair Place	Watson

Asphalt

	<b>Region</b>
Sullwood / Sainsbury	Tuggeranong
Ashley / Johnson	Tuggeranong
Yamba / Dorsch	Woden
Ginninderra / Braybrook	Belconnen
Fairbairn / Treloar	Inner North
Newcastle / Monaro Hwy	Inner South
Long Gulley / Mugga Ln	Jerrabomberra
Hindmarsh Dr/ Tuggeranong Pwy	Woden
Kingsford Smith / Spalding	Belconnen
Belconnen Way / Benjiman Way	Belconnen
Clunies Ross St / Julius Rd	Inner North
Ginninderra Dr/ William Webb Dr	Belconnen
Kingsford Smith Dr / Drake Brockman Dr	Belconnen
Coulter Dr/ Joynton Smith Dr	Belconnen
Ginninderra Dr/ Coulter Dr	Belconnen
Monaro Hwy/ Mugga Ln	Jerrabomberra
Piallogo Ave / Molonglo Dr	Majura
Athllon Dr / Fincham Cr	Tuggeranong
Southern Cross Dr	Belconnen
Isabella Dr/ Coyne St	Tuggeranong
Baldwin Dr/ Maribyrnong Ave	Belconnen
Adelaide Ave / State Cir	Inner South

La Perouse / Dalrymple	Inner South
Alinga St	City
Market st	Belconnen
Isa St	Inner South
Kerrigan / Lance Hill	Belconnen
Sternberg Carpark	Tuggeranong
Arrabri St	Gungahlin
Kelleway Ave /Whatmore	Gungahlin

#### Thin Asphalt Surfacing (Togas)

	Region
Tuggeranong Parkway	Weston and Tuggeranong
Barry Dr	Inner North

#### Microsurfacing/Slurry surfacing

	Region
Bowen Dr	Inner South
Kingsford Smith Dr	Belconnen
Hawker Pl	Belconnen
Gwydir Square Carpark	Belconnen

#### Question 6

All reseal works and micro-surfacing over the three years were undertaken by Downer. Asphalt works have been undertaken by Patches Asphalt and the Roads ACT in house asphalt laying crew. In 2013-14 and 2015-16 Thin Asphalt Surfacing (Togas) was laid by Downer and in 2014-15 Togas was laid by Boral Asphalt.

#### Question 7

Typically up to 100 enquiries about resealing works are received each year by the resurfacing program manager. Broadly consistent with the larger scope of the program in 2015-16, there were 143 enquiries received till 30 June 2016. The majority related to loose stones on municipal streets which were rectified by additional sweeping which was undertaken by the contractor at no additional cost.

#### Question 8

Defects, the majority small and localised, were identified and corrected on the following streets.

### 2015/16 resurfacing defects

Resurfacing site	Region or suburb
Glenloch Interchange	Stromlo
Canberra Ave	Inner South
Isabella Dr	Tuggeranong
O'Hanlon Pl	Nicholls
Casey Cr	Calwell
Bonwick Pl	Garran
Brereton St	Garran
Caffyn Pl	Garran
Couvreur St	Garran
Couvreur St No 52-60	Garran
Gaunt Pl	Garran
Hartigan St	Garran
Tompson St	Garran
Castley Cct	Kambah
Marconi Cr	Kambah
McLarty Ct	Kambah
Miles Pl	Kambah
Prospect Ct	Phillip
Ashburner St	Higgins
Cantor Cr	Higgins
Pennefather St	Higgins
Carandini St	Melba
McEachern Cr	Melba
Anzac Park	Reid
Currong St	Reid
Florey Dr	Belconnen

### 2014/15 resurfacing defects

Resurfacing site	Region or suburb
Pockett Avenue	Banks
Colebatch Pl.	Curtin
James St.	Curtin
Partridge St.	Fadden
Clare Dennis Av.	Gordon
Justice Pl	Gordon
Knoke Ave	Gordon
Twynam St.	Holder
Tudor Pl.	Hughes
Wynter Pl.	Hughes
Collyburl Cr.	Isabella Plains
Kadina Cr.	Isabella Plains
Keverstone Cct.	Isabella Plains
Sturdee Cr	Monash
Singleton Cr.	Oxley
Casson St.	Richardson
Porteous Cr.	Theodore
Langdon Av.	Wanniassa

Wheeler Cr.	Wanniassa
Hilder St.	Weston
Leist St.	Weston
Hampton Cres	Yarralumla
Angas St	Ainslie
Sherbrooke St	Ainslie
Bradfield St	Downer
Swinden St.	Downer
Brunnich Pl.	Florey
Eddy Cr.	Florey
Enright Cr	Florey
Heymann Pl.	Florey
Lightfoot Cr.	Florey
Mellor Cct.	Florey
Thorpe St.	Florey
Berrigan Cr.	Lyneham
Goodwin St	Lyneham
Lexcen Ave	Nicholls
McClelland Ave	Nicholls
Mckinnon St	Nicholls
Temperley St	Nicholls
Temperley St	Nicholls
Kelleway Ave	Nicholls
Moorhouse St.	O'connor
Tate St.	O'connor
Chandler St	Belconnen
Hindmarsh Dr	Red Hill

### 2013/14 resurfacing defects

Resurfacing site	Region or suburb
Macquarie St.	Barton
Armfield Pl.	Chisholm
Beauchamp St.	Deakin
Pandanus St.	Fisher
Lefroy St.	Griffith
Port Arthur St.	Lyons
Alexandrina Dr.Srv Rd	Yarralumla
Galali Pl.	Aranda
Kerrigan St	Charnwood
Kootingal St.	Giralang
Octans Cl.	Giralang
Bingham Cct.	Kaleen
Streton Dr	Weston Creek
Boboyan Road	Rural
Perry Dr	Stirling

**Question 9**

Defect repairs were undertaken at no cost to the Territory.

**Question 10**

Cost of the rectification works listed in answer 8, were met by resale contractor, Downer.

Approved for circulation to the Select Committee on Estimates 2016-17

Signature:



Date: 12/7/2016

By the Minister for Transport and City Services, Meegan Fitzharris



## LEGISLATIVE ASSEMBLY FOR THE AUSTRALIAN CAPITAL TERRITORY

### SELECT COMMITTEE ON ESTIMATES 2016-17

MR BRENDAN SMYTH MLA (CHAIR), MR JAYSON HINDER MLA (DEPUTY CHAIR), MS JOY BURCH MLA, MR STEVE DOSZPOT MLA

#### ANSWER TO QUESTION ON NOTICE



Mr Coe: To ask the Minister for Transport and Municipal Services

Ref: Transport Canberra and City Services, BP4 – Statement H, page 32, Output Class 1.2

In relation to: Road Resurfacing

1. For the following road resurfacing types:-
  - i. Asphalt;
  - ii. Chip Seal; and
  - iii. Slurry seal
 What is the:-
  - a) Total cost per square metre of this surface type used in 2015/16
  - b) Average cost per square metre of this surface type in 2015/16;
  - c) Expected lifespan for each surface; and
  - d) Number of square metres covered by this surface type in 2015/16?
2. Where any other road resurfacing types used in 2015/16? If so, what resurfacing type was used?
3. For any road resurfacing types specified in question 2, above, what is the:-
  - i. Total cost per square metre of this surface type used in 2015/16;
  - ii. Average cost per square metre of this surface type in 2015/16;
  - iii. Expected lifespan for each surface; and
  - iv. Number of square metres covered by this surface type in 2015/16?

Meegan Fitzharris: The answer to the Member's question is as follows:-

1.

		Asphalt	Chip Seal	Slurry Seal
a) and b)	Cost per square metre	\$30-80/m <sup>2</sup> (depends on applied thickness)	Main road reseal \$14.50/m <sup>2</sup> , residential street reseal \$11/m <sup>2</sup>	Not used in 2015-16
c)	Expected lifespan	Up to 25 years	Up to 25 years	Up to 10 years
d)	Number of square metres covered by this surface type	66,085	954,909	-

2. Yes. 'Liquid Road' was used.

3.

		Liquid Road
i) and ii)	Cost per square metre	\$4.73/m <sup>2</sup>
iii)	Expected lifespan	Up to 10 years
iv)	Number of square metres covered by this surface type	Areas covered by this treatment are included in chip seal.

\*Note: All costs are excluding GST.

Approved for circulation to the Select Committee on Estimates 2016-17

Signature:



Date:

13/7/2016

By the Minister for Transport and City Services, Meegan Fitzharris